

Air Conditioning
Technical Data

3MXM-N



TABLE OF CONTENTS

3MXM-N

1	Features	2
2	Specifications	3
	Technical Specifications	3
	Electrical Specifications	4
3	Electrical data	5
4	Combination table	6
5	Dimensional drawings	14
6	Centre of gravity	16
7	Piping diagrams	18
8	Wiring diagrams	19
	Wiring Diagrams - Single Phase	19
9	Sound data	20
	Sound Pressure Spectrum	20
10	Operation range	21

1 Features

- Seasonal efficiency values up to A+++ in cooling and A++ in heating thanks to its up-to-date technology and built-in intelligence
- Up to 3 indoor units can be connected to 1 multi outdoor unit; all indoor units are individually controllable and do not need to be installed in the same room or at the same time. They operate simultaneously within the same heating or cooling mode.
- Choosing for an R-32 product, reduces the environmental impact with 68% compared to R-410A and leads directly to lower energy consumption thanks to its high energy efficiency
- Different types of indoor units can be connected: e.g. wall mounted, ceiling mounted cassette corner, concealed ceiling unit
- Outdoor units are fitted with a swing compressor, renowned for its low noise and high energy efficiency



Inverter

2 Specifications

2-1 Technical Specifications					3MXM40N	3MXM52N	3MXM68N
Casing	Colour				Ivory white		
Dimensions	Unit	Height	mm		734		
		Width	mm		958		
		Depth	mm		340		
	Packed unit	Height	mm		820		
		Width	mm		1,050		
Depth		mm		480	840		
Weight	Unit		kg	57		62	
	Packed unit		kg	61		66	
Packing	Weight		kg	4			
Heat exchanger	Length		mm	920 / 0	920		
	Rows	Quantity		2			
	Fin pitch		mm	1.4			
	Stages	Quantity		32			
	Tube type		ø8 Hi-XA				
	Fin	Type		WHS8 FIN-HYDROPHILIC			
		Treatment		Anti-corrosion treatment			
	Compressor	Model		2YC40JXD#C		2YC71DXD#C	
Type		Hermetically sealed swing compressor					
Output		W	1,300	2,400			
Fan	Type				Propeller		
	Air flow rate	Cooling	High	m ³ /min	42	46.5	
				cfm	1,483	1,642	
			Nom.	m ³ /min	42	42.5	
				cfm	1,483	1,501	
		Super low	m ³ /min	24	24.1		
			cfm	847	851		
		Heating	High	m ³ /min	41	43.8	
				cfm	1,447	1,547	
	Nom.		m ³ /min	41	43.8		
			cfm	1,447	1,547		
	Super low	m ³ /min	24	24.1			
		cfm	847	851			
	Power consumption	Cooling	Standard	W	773	1,093	-
Heating		Standard	W	865	1,394	-	
Fan motor	Model				D55F-31		
	Output		W		55		
	Speed	Cooling	High	rpm	700	760	
				rpm	700		
			Low	rpm	-	420	
				Super low	rpm	420	-
		Heating	High	rpm	680	720	
				rpm	680	720	
			Low	rpm	-	420	
Super low				rpm	420	-	
Sound power level	Cooling		dBA	59	61		
	Heating		dBA	59	61		
Sound pressure level	Cooling	Nom.	dBA	46	48		
	Heating	Nom.	dBA	47	48		
Operation range	Cooling	Ambient	Min.	°CDB	-10		
			Max.	°CDB	46		
	Heating	Ambient	Min.	°CWB	-15		
			Max.	°CWB	18		

2 Specifications

2

2-1 Technical Specifications					3MXM40N	3MXM52N	3MXM68N	
Refrigerant	Type				R-32			
	Charge	kg		1.80		2.00		
		TCO ₂ eq		1.2		1.4		
	GWP				675			
Piping connections	Liquid	Quantity			3			
		OD	mm		6.35			
	Gas	Quantity			1			
		OD	mm		9.5			
	Drain	ID	mm		16			
	Gas 2	Quantity			2			
		OD	mm		12.7			
	Piping length	OU - IU	Max.	m	25			
	Additional refrigerant charge				kg/m			0.02 (for piping length exceeding 30m)
	Level difference	IU - OU	Max.		m			15
		IU - IU	Max.		m			7.5
	Heat insulation				Both liquid and gas pipes			
	Total piping length	System	Actual	m		50		
Refrigerant oil	Type				FW68DA			
	Charged volume				l		0.65	0.90

Standard Accessories : Installation manual; Quantity : 1;

Standard Accessories : Screw bag; Quantity : 1;

Standard Accessories : Drain plug; Quantity : 1;

Standard Accessories : Drain cap (1); Quantity : 6;

Standard Accessories : Drain cap (2); Quantity : 3;

Standard Accessories : Reducer assembly; Quantity : 1;

2-2 Electrical Specifications					3MXM40N	3MXM52N	3MXM68N
Power supply	Name				V1		
	Phase				1~		
	Frequency			Hz	50		
	Voltage				V		
Current - 50Hz	Maximum fuse amps (MFA)			A		30	
Current	Nominal running current (RLA)	Cooling	A	3.78		5.34	8.37
		Heating	A	4.23		6.81	9.49
	Starting current	Cooling	A	4.1		4.6	9.8
		Heating	A	4.1		4.6	9.8
Current - 60Hz	Maximum fuse amps (MFA)			A		-	

Notes

Contains fluorinated greenhouse gases

3 Electrical data

3 - 1 Electrical Data

3MXM40-52N

Model		Unit				Power supply		COMP.		OFM	
Outdoor	H/P C/O	Hz	Voltage	MIN.	MAX.	MCA	MFA	MSC	RLA	kW	FLA
3MXM40N2V1B	H/P	50	220	198	242	15.8	30	4.1	3.13	0.056	0.37
			230	207	253				2.99		
			240	216	364				2.87		
3MXM52N2V1B	H/P	50	220	198	242	15.8	30	5.5	4.97	0.056	0.37
			230	207	253				4.75		
			240	216	364				4.55		

Symbols

MCA: Minimum Circuit Ampere [A]
MFA: Maximum Fuse Ampere [A]
MSC: Maximum current of the starting compressor [A]
RLA: Rated load amps [A]
OFM: Outdoor fan motor [A]
FLA: Full Load Ampere [A]
kW: Fan motor rated output [kW]

Notes

- The RLA is based on the following conditions.
Cooling
Indoor temperature - 27 ° C DB / - 19 ° C WB
Outdoor temperature - 35 ° C DB
- Voltage range
The units are suitable for use with electrical system in which the voltage supplied to the unit terminals is not below or above the listed range limits.
- The maximum allowable voltage that is unbalanced between phases is - 2 %.
- Select the wire size according to the MCA.
- MFA is used to select the circuit breaker and the ground fault circuit interruptor.
Earth leakage circuit breaker

3D106203

3MXM68N

Model		Unit				Power supply		COMP.		OFM	
Outdoor	H/P C/O	Hz	Voltage	MIN.	MAX.	MCA	MFA	MSC	RLA	kW	FLA
3MXM68N2V1B	H/P	50	220	198	242	21.0	30	9.8	8.76	0.056	0.37
			230	207	253				8.37		
			240	216	264				8.03		
4MXM68N2V1B	H/P	50	220	198	242	21.0	30	8.3	7.65	0.056	0.37
			230	207	253				7.31		
			240	216	264				7.01		
4MXM80N2V1B	H/P	50	220	198	242	21.0	30	11.2	9.32	0.075	0.50
			230	207	253				8.91		
			240	216	264				8.54		
5MXM90N2V1B	H/P	50	220	198	242	24.5	30	11.8	10.40	0.075	0.50
			230	207	253				9.94		
			240	216	264				9.53		

Symbols

MCA: Minimum Circuit Ampere [A]
MFA: Maximum Fuse Ampere [A]
MSC: Maximum current of the starting compressor [A]
RLA: Rated load amps [A]
OFM: Outdoor fan motor [A]
FLA: Full Load Ampere [A]
kW: Fan motor rated output [kW]

Notes

- The RLA is based on the following conditions.
Cooling
Indoor temperature - 27 ° C DB / - 19 ° C WB
Outdoor temperature - 35 ° C DB
- Voltage range
The units are suitable for use with electrical system in which the voltage supplied to the unit terminals is not below or above the listed range limits.
- The maximum allowable voltage that is unbalanced between phases is - 2 %.
- Select the wire size according to the MCA.
- MFA is used to select the circuit breaker and the ground fault circuit interruptor.
Earth leakage circuit breaker

3D106208

4 Combination table

4 - 1 Combination Table

3MXM-N

In the combination table, the DHW generator for Multi or Hybrid for Multi is indicated by a capacity index. For the DHW generator for Multi, the capacity index is "2.0". For the Hybrid for Multi, the applicable capacity index is indicated on the applicable "Technical specifications" datasheet. If the DHW generator for Multi or Hybrid for Multi is present in the system, then only combinations that contain their respective capacity index are allowed combinations. Disregard all other combinations.

Example – DHW generator for Multi

Example: allowed combinations – with DHW generator for Multi	
2.0 + 2.5 + 2.5	DHW generator for Multi + 2.5 kW class indoor unit + 2.5 kW class indoor unit
1.5+ 1.5 + 2.0	1.5 kW class indoor unit + 1.5 kW class indoor unit + DHW generator for Multi
2.0 + 2.0	2.0 kW class indoor unit + DHW generator for Multi
...	...

To determine the heating/cooling capacity of the system, only take into account the capacity class of the air conditioner indoor units. Ignore the capacity index of the DHW generator for Multi / Hybrid for Multi.

Example

1.5 kW class indoor unit + 1.5 kW class indoor unit + DHW generator for Multi = 1.5 + 1.5 + 2.0
 Heating/cooling (Note 1) = 1.5 + 1.5

Combination table

OUTDOOR UNIT	INDOOR UNIT	COOLING CAPACITY (kW)			TOTAL CAPACITY (kW)			POWER INPUT COOLING (kW)			TOTAL CURRENT (A)			POWER FACTOR (%)
		A ROOM	B ROOM	C ROOM	Min.	Nom.	Max.	Min.	Nom.	Max.	Min.	Nom.	Max.	
3MXM-N	1.5D	1.5D	---	---	1.40	1.50	2.20	0.52	0.55	0.48	1.52	1.63	2.2	91
	2.0D	2.0D	---	---	1.40	2.00	2.50	0.52	0.48	0.71	1.52	2.28	3.4	91
	2.0D	2.5D	---	---	1.40	2.50	3.10	0.52	0.56	0.66	1.52	2.06	3.5	91
	3.5D	3.5D	---	---	1.40	3.50	4.10	0.52	0.58	1.19	1.22	4.68	5.7	91
	1.5+1.5	1.5D	1.5D	---	1.40	3.00	4.20	0.52	0.58	1.14	1.63	2.82	5.44	91
	1.5+2.0	1.5D	2.0D	---	1.40	3.50	4.20	0.52	0.71	1.12	1.63	3.40	5.33	91
	1.5+3.5	1.5D	3.5D	---	1.40	4.00	4.20	0.52	0.65	1.19	1.63	4.11	5.26	91
	1.5+3.5	1.2D	2.8D	---	1.40	4.05	4.20	0.52	0.65	1.28	1.63	4.07	5.23	91
	2.0+2.0	2.0D	2.0D	---	1.40	4.00	4.50	0.52	0.64	1.09	1.63	4.02	5.22	91
	2.0+2.5	1.7B	2.2D	---	1.40	4.00	4.50	0.52	0.65	1.07	1.63	3.97	5.22	91
	2.0+3.5	1.4D	2.5D	---	1.40	4.00	4.50	0.52	0.65	1.08	1.63	3.99	5.22	91
	2.5+2.5	2.0D	2.0D	---	1.40	4.00	4.50	0.52	0.65	1.09	1.63	3.97	5.22	91
	2.5+3.5	1.67	2.3D	---	1.40	4.00	4.50	0.52	0.64	1.01	1.63	3.92	5.22	91
	3.5+3.5	2.0D	2.0D	---	1.40	4.00	4.50	0.52	0.65	0.99	1.63	3.92	5.11	91
	1.5+1.5+1.5	1.5D	1.5D	1.5D	1.70	4.00	4.00	0.52	0.73	0.98	1.74	3.71	4.68	91
	1.5+1.5+2.0	1.2D	1.2D	1.6D	1.70	4.00	4.60	0.52	0.71	0.98	1.74	3.68	4.68	91
	1.5+1.5+2.5	1.0B	1.0B	1.8D	1.70	4.00	4.60	0.52	0.71	0.94	1.74	3.68	4.68	91
	1.5+1.5+3.5	0.9D	0.9D	2.1D	1.70	4.00	4.60	0.52	0.70	0.90	1.74	3.64	4.68	91
	1.5+2.0+2.0	1.0B	1.4D	1.6D	1.70	4.00	4.60	0.52	0.71	0.98	1.74	3.68	4.68	91
	1.5+2.0+2.5	1.0D	1.3D	1.87	1.70	4.00	4.60	0.52	0.70	0.91	1.74	3.64	4.68	91
	1.5+2.0+3.5	0.86	1.14	2.0D	1.70	4.00	4.60	0.52	0.70	0.89	1.74	3.64	4.68	91
	1.5+2.5+2.5	0.9D	1.54	1.54	1.70	4.00	4.60	0.52	0.70	0.87	1.74	3.64	4.68	91
	2.0+2.0+2.0	1.3D	1.3D	1.3D	1.70	4.00	4.60	0.52	0.70	0.89	1.74	3.64	4.68	91
	2.0+2.0+2.5	1.2D	1.2D	1.54	1.70	4.00	4.60	0.52	0.70	0.91	1.74	3.64	4.68	91
2.0+2.5+2.5	1.14	1.4D	1.4D	1.70	4.00	4.60	0.52	0.70	0.81	1.74	3.59	4.68	91	

Performance characteristics

①	②	Indoor air temperature [°C WB]												
		14°C		16°C		18°C		19°C		22°C		24°C		
		TC	PI	TC	PI	TC	PI	TC	PI	TC	PI	TC	PI	
		kW	kW	kW	kW	kW	kW	kW	kW	kW	kW	kW	kW	
		22.0	3.50	0.50	4.51	0.83	4.78	0.86	4.92	0.88	5.33	0.92	5.61	0.95
		25.0	3.50	0.60	4.34	0.89	4.62	0.92	4.76	0.93	5.17	0.98	5.44	1.01
		32.0	3.50	0.90	3.95	1.03	4.23	1.06	4.37	1.08	4.78	1.12	5.05	1.15
		35.0	3.50	1.06	3.79	1.10	4.06	1.13	4.20	1.14	4.61	1.19	4.89	1.22
		40.0	3.24	1.18	3.51	1.21	3.79	1.24	3.92	1.26	4.33	1.31	4.61	1.34
		43.0	3.07	1.26	3.34	1.29	3.62	1.32	3.76	1.33	4.17	1.38	4.44	1.41
		46.0	2.87	1.30	3.10	1.30	3.34	1.30	3.45	1.30	3.79	1.30	4.00	1.30

Notes

- The heating capacity data are ONLY valid for heating operation by the air conditioner indoor units when there is NO domestic hot water operation by the DHW generator for Multi or heating operation by the Hybrid for Multi.
- The DHW generator for Multi and Hybrid for Multi cannot be used as standalone units.
- The system can only contain either the DHW generator for Multi or the Hybrid for Multi.
- The system can only contain one DHW generator for Multi or Hybrid for Multi.
- The Hybrid for Multi can only be combined with 3MXM52/68N2V1B, 4MXM68/80N2V1B, 5MXM90N2V1B outdoor units.

3D106169A

4 Combination table

4 - 1 Combination Table

3MXM40N

Cooling (50Hz 230V)

Outdoor unit	Indoor unit	Cooling capacity [kW]			Total capacity [kW]			Power input [kW]			Total current [A]			Power factor [%]
		Room A	Room B	Room C	Min.	Nom.	Max.	Min.	Nom.	Max.	Min.	Nom.	Max.	
3MXM40N*	1,5	1,50	---	---	1,4	1,50	2,20	0,32	0,35	0,46	1,52	1,63	2,20	91,00
	2	2,00	---	---	1,4	2,00	2,90	0,32	0,48	0,71	1,52	2,28	3,40	91,00
	2,5	2,50	---	---	1,4	2,50	3,10	0,32	0,64	0,82	1,52	3,05	3,90	91,00
	3,5	3,50	---	---	1,4	3,50	4,10	0,32	0,98	1,19	1,52	4,68	5,70	91,00
	1.5+1.5	1,50	1,50	---	1,6	3,00	4,20	0,34	0,59	1,14	1,63	2,82	5,44	91,00
	1.5+2.0	1,50	2,00	---	1,6	3,50	4,20	0,34	0,71	1,12	1,63	3,40	5,33	91,00
	1.5+2.5	1,50	2,50	---	1,6	4,00	4,20	0,34	0,86	1,10	1,63	4,11	5,33	91,00
	1.5+3.5	1,20	2,80	---	1,6	4,00	4,20	0,34	0,85	1,08	1,63	4,07	5,33	91,00
	2.0+2.0	2,00	2,00	---	1,6	4,00	4,50	0,34	0,84	1,09	1,63	4,02	5,22	91,00
	2.0+2.5	1,78	2,22	---	1,6	4,00	4,50	0,34	0,83	1,07	1,63	3,97	5,22	91,00
	2.0+3.5	1,45	2,55	---	1,6	4,00	4,50	0,34	0,83	1,03	1,63	3,97	5,22	91,00
	2.5+2.5	2,00	2,00	---	1,6	4,00	4,50	0,34	0,83	1,05	1,63	3,97	5,22	91,00
	2.5+3.5	1,67	2,33	---	1,6	4,00	4,50	0,34	0,82	1,01	1,63	3,92	5,22	91,00
	3.5+3.5	2,00	2,00	---	1,6	4,00	4,50	0,34	0,82	0,99	1,63	3,92	5,11	91,00
	1.5+1.5+1.5	1,33	1,33	1,33	1,7	4,00	4,60	0,36	0,78	0,98	1,74	3,73	4,68	91,00
	1.5+1.5+2.0	1,20	1,20	1,60	1,7	4,00	4,60	0,36	0,77	0,96	1,74	3,68	4,68	91,00
	1.5+1.5+2.5	1,09	1,09	1,82	1,7	4,00	4,60	0,36	0,77	0,94	1,74	3,68	4,68	91,00
	1.5+1.5+3.5	0,92	0,92	2,15	1,7	4,00	4,60	0,36	0,76	0,90	1,74	3,64	4,68	91,00
	1.5+2.0+2.0	1,09	1,45	1,45	1,7	4,00	4,60	0,36	0,77	0,92	1,74	3,68	4,68	91,00
	1.5+2.0+2.5	1,00	1,33	1,67	1,7	4,00	4,60	0,36	0,76	0,91	1,74	3,64	4,68	91,00
	1.5+2.0+3.5	0,86	1,14	2,00	1,7	4,00	4,60	0,36	0,76	0,89	1,74	3,64	4,68	91,00
	1.5+2.5+2.5	0,92	1,54	1,54	1,7	4,00	4,60	0,36	0,76	0,87	1,74	3,64	4,68	91,00
	2.0+2.0+2.0	1,33	1,33	1,33	1,7	4,00	4,60	0,36	0,76	0,85	1,74	3,64	4,68	91,00
	2.0+2.0+2.5	1,23	1,23	1,54	1,7	4,00	4,60	0,36	0,76	0,83	1,74	3,64	4,68	91,00
	2.0+2.5+2.5	1,14	1,43	1,43	1,7	4,00	4,60	0,36	0,75	0,81	1,74	3,59	4,68	91,00

Heating (50Hz 230V)

Outdoor unit	Indoor unit	Heating capacity [kW]			Total capacity [kW]			Power input [kW]			Total current [A]			Power factor [%]
		Room A	Room B	Room C	Min.	Nom.	Max.	Min.	Nom.	Max.	Min.	Nom.	Max.	
3MXM40N*	1,5	2,30	---	---	1,10	2,30	3,30	0,30	0,60	0,82	1,38	2,77	3,83	93,00
	2	2,70	---	---	1,10	2,70	3,70	0,30	0,76	1,23	1,38	3,51	5,75	93,00
	2,5	3,40	---	---	1,10	3,40	4,10	0,30	1,01	1,28	1,38	4,68	5,96	93,00
	3,5	4,20	---	---	1,10	4,20	4,80	0,30	1,42	1,71	1,38	6,60	7,98	93,00
	1.5+1.5	1,80	1,80	---	1,20	3,60	5,00	0,32	0,69	1,30	1,49	3,23	6,07	93,00
	1.5+2.0	1,54	2,06	---	1,20	3,60	5,00	0,32	0,69	1,28	1,49	3,23	5,96	93,00
	1.5+2.5	1,50	2,50	---	1,20	4,00	5,00	0,32	0,86	1,26	1,49	4,03	5,96	93,00
	1.5+3.5	1,38	3,22	---	1,20	4,60	5,00	0,32	0,98	1,22	1,49	4,59	5,96	93,00
	2.0+2.0	2,30	2,30	---	1,20	4,60	5,00	0,32	0,97	1,25	1,49	4,54	5,85	93,00
	2.0+2.5	2,04	2,56	---	1,20	4,60	5,00	0,32	0,98	1,23	1,49	4,59	5,85	93,00
	2.0+3.5	1,67	2,93	---	1,20	4,60	5,00	0,32	0,97	1,19	1,49	4,54	5,85	93,00
	2.5+2.5	2,30	2,30	---	1,20	4,60	5,00	0,32	0,96	1,21	1,49	4,49	5,85	93,00
	2.5+3.5	1,92	2,68	---	1,20	4,60	5,00	0,32	0,95	1,17	1,49	4,45	5,85	93,00
	3.5+3.5	2,30	2,30	---	1,20	4,60	5,00	0,32	0,94	1,15	1,49	4,40	5,75	93,00
	1.5+1.5+1.5	1,53	1,53	1,53	1,30	4,60	5,10	0,32	0,89	1,08	1,49	4,17	5,03	93,00
	1.5+1.5+2.0	1,38	1,38	1,84	1,30	4,60	5,10	0,32	0,89	1,06	1,49	4,17	4,96	93,00
	1.5+1.5+2.5	1,25	1,25	2,09	1,30	4,60	5,10	0,32	0,89	1,04	1,49	4,17	4,86	93,00
	1.5+1.5+3.5	1,06	1,06	2,48	1,30	4,60	5,10	0,32	0,88	1,02	1,49	4,12	4,76	93,00
	1.5+2.0+2.0	1,25	1,67	1,67	1,30	4,60	5,10	0,32	0,88	1,00	1,49	4,12	4,66	93,00
	1.5+2.0+2.5	1,15	1,53	1,92	1,30	4,60	5,10	0,32	0,87	0,98	1,49	4,07	4,57	93,00
	1.5+2.0+3.5	0,99	1,31	2,30	1,30	4,60	5,10	0,32	0,87	0,96	1,49	4,07	4,47	93,00
	1.5+2.5+2.5	1,06	1,77	1,77	1,30	4,60	5,10	0,32	0,88	0,91	1,49	4,12	4,27	93,00
	2.0+2.0+2.0	1,53	1,53	1,53	1,30	4,60	5,10	0,32	0,87	0,93	1,49	4,07	4,37	93,00
	2.0+2.0+2.5	1,42	1,42	1,77	1,30	4,60	5,10	0,32	0,87	0,90	1,49	4,07	4,22	93,00
	2.0+2.5+2.5	1,31	1,64	1,64	1,30	4,60	5,10	0,32	0,86	0,88	1,49	4,03	4,12	93,00

Notes

- The total capacity of each connected indoor unit is up to 7.0kW.
- The values above are for connecting with the following indoor unit types:
1.5,2.0,2.5,3.5 kW class
Wall-mounted CTXM-M,FTXM-M series
- Heating capacity conditions
Indoor temperature 20°C DB
Outdoor temperature 7°C DB / 6°C WB
- Cooling capacity conditions
Indoor temperature 27°C DB / 19°C WB
Outdoor temperature 35°C DB
- Editable data for this drawing are available in the GDE (E-BOM) system.
- For additional information on the connection of the DHW generator for Multi and the Hybrid for Multi, see 3D106169.

3D105370

4 Combination table

4 - 1 Combination Table

3MXM52N

Cooling (50Hz 230V)

Outdoor unit	Indoor unit	Cooling capacity [kW]			Total capacity [kW]			Power input [kW]			Total current [A]			Power factor [%]
		Room A	Room B	Room C	Min.	Nom.	Max.	Min.	Nom.	Max.	Min.	Nom.	Max.	
3MXM52N*	1,50	1,50	---	---	1,40	1,50	2,40	0,34	0,36	0,63	1,50	1,62	2,86	96,00
	2,00	2,00	---	---	1,60	2,00	3,00	0,36	0,48	0,78	1,60	2,17	3,51	96,00
	2,50	2,50	---	---	1,60	2,50	3,20	0,36	0,64	0,87	1,62	2,89	3,92	96,00
	3,50	3,50	---	---	1,60	3,50	4,20	0,37	0,98	1,30	1,63	4,43	5,88	96,00
	4,20	4,20	---	---	1,60	4,20	4,60	0,37	1,21	1,49	1,63	5,47	6,70	96,00
	5,00	---	5,00	---	1,60	5,00	5,40	0,35	1,76	2,03	1,55	7,94	9,18	96,00
	1.5+1.5	1,50	1,50	---	1,70	3,00	4,70	0,35	0,55	1,32	1,55	2,50	5,98	96,00
	1.5+2.0	1,50	2,00	---	1,70	3,50	4,70	0,35	0,66	1,30	1,55	2,99	5,88	96,00
	1.5+2.5	1,50	2,50	---	1,70	4,00	5,00	0,35	0,78	1,92	1,55	3,54	8,66	96,00
	1.5+3.5	1,50	3,50	---	1,70	5,00	6,00	0,35	1,06	2,17	1,55	4,81	9,80	96,00
	1.5+4.2	1,37	3,83	---	1,70	5,20	6,10	0,35	1,10	2,26	1,55	4,99	10,21	96,00
	1.5+5.0	1,20	4,00	---	1,70	5,20	6,30	0,35	1,10	2,28	1,55	4,99	10,31	96,00
	2.0+2.0	2,00	2,00	---	1,70	4,00	6,00	0,35	0,85	2,25	1,55	3,85	10,16	96,00
	2.0+2.5	2,00	2,50	---	1,70	4,50	6,20	0,35	0,95	2,21	1,55	4,31	9,99	96,00
	2.0+3.5	1,89	3,31	---	1,70	5,20	6,30	0,35	1,10	2,30	1,55	4,99	10,38	96,00
	2.0+4.2	1,68	3,52	---	1,70	5,20	6,30	0,35	1,09	2,25	1,55	4,94	10,18	96,00
	2.0+5.0	1,49	3,71	---	1,70	5,20	6,50	0,35	1,09	2,19	1,55	4,94	9,89	96,00
	2.5+2.5	2,50	2,50	---	1,70	5,00	6,30	0,35	1,04	2,34	1,55	4,72	10,59	96,00
	2.5+3.5	2,17	3,03	---	1,70	5,20	6,30	0,35	1,09	2,28	1,55	4,94	10,31	96,00
	2.5+4.2	1,94	3,26	---	1,70	5,20	6,40	0,35	1,09	2,30	1,55	4,94	10,41	96,00
	2.5+5.0	1,73	3,47	---	1,70	5,20	6,50	0,35	1,06	2,14	1,55	4,81	9,68	96,00
	3.5+3.5	2,60	2,60	---	1,70	5,20	6,40	0,35	1,08	2,28	1,55	4,90	10,31	96,00
	3.5+4.2	2,36	2,84	---	1,70	5,20	6,40	0,35	1,08	2,26	1,55	4,90	10,21	96,00
	3.5+5.0	2,14	3,06	---	1,70	5,20	6,60	0,35	1,06	2,19	1,55	4,81	9,89	96,00
	4.2+4.2	2,60	2,60	---	1,70	5,20	6,50	0,35	1,07	2,24	1,55	4,85	10,11	96,00
	1.5+1.5+1.5	1,50	1,50	1,50	1,80	4,50	6,70	0,37	0,90	2,28	1,65	4,08	10,30	96,00
	1.5+1.5+2.0	1,50	1,50	2,00	1,80	5,00	6,70	0,37	1,06	2,26	1,65	4,81	10,20	96,00
	1.5+1.5+2.5	1,42	1,42	2,36	1,80	5,20	6,70	0,37	1,09	2,23	1,65	4,94	10,10	96,00
	1.5+1.5+3.5	1,20	1,20	2,80	1,90	5,20	6,80	0,37	1,09	2,28	1,65	4,94	10,30	96,00
	1.5+1.5+4.2	1,08	1,08	3,03	1,90	5,20	6,80	0,37	1,08	2,26	1,65	4,90	10,20	96,00
	1.5+1.5+5.0	0,98	0,98	3,25	2,00	5,20	7,10	0,35	1,05	2,17	1,55	4,76	9,80	96,00
	1.5+2.0+2.0	1,42	1,89	1,89	1,80	5,20	6,70	0,37	1,10	2,21	1,65	4,99	10,00	96,00
	1.5+2.0+2.5	1,30	1,73	2,17	1,80	5,20	6,70	0,37	1,09	2,19	1,65	4,94	9,90	96,00
	1.5+2.0+3.5	1,11	1,49	2,60	1,90	5,20	6,80	0,37	1,08	2,23	1,65	4,90	10,10	96,00
	1.5+2.0+4.2	1,01	1,35	2,84	1,90	5,20	6,80	0,37	1,08	2,19	1,65	4,90	9,90	96,00
	1.5+2.0+5.0	0,92	1,22	3,06	2,00	5,20	7,20	0,35	1,04	2,15	1,55	4,72	9,70	96,00
	1.5+2.5+2.5	1,20	2,00	2,00	1,80	5,20	6,70	0,37	1,09	2,17	1,65	4,94	9,80	96,00
	1.5+2.5+3.5	1,04	1,73	2,43	1,90	5,20	6,80	0,37	1,08	2,21	1,65	4,90	10,00	96,00
	1.5+2.5+4.2	0,95	1,59	2,66	1,90	5,20	6,80	0,37	1,07	2,19	1,65	4,85	9,90	96,00
	1.5+2.5+5.0	0,87	1,44	2,89	2,00	5,20	7,30	0,35	1,04	2,17	1,55	4,72	9,80	96,00
	1.5+3.5+3.5	0,92	2,14	2,14	1,80	5,20	7,30	0,37	1,07	2,15	1,65	4,85	9,70	96,00
	2.0+2.0+2.0	1,73	1,73	1,73	1,80	5,20	7,00	0,37	1,07	2,22	1,65	4,85	10,05	96,00
2.0+2.0+2.5	1,60	1,60	2,00	1,80	5,20	7,00	0,37	1,06	2,21	1,65	4,81	10,00	96,00	
2.0+2.0+3.5	1,39	1,39	2,43	1,90	5,20	7,20	0,39	1,05	2,17	1,75	4,76	9,80	96,00	
2.0+2.0+4.2	1,27	1,27	2,66	1,90	5,20	7,20	0,39	1,04	2,15	1,75	4,72	9,70	96,00	
2.0+2.0+5.0	1,16	1,16	2,89	2,00	5,20	7,30	0,37	1,03	2,19	1,65	4,67	9,91	96,00	
2.0+2.5+2.5	1,49	1,86	1,86	1,80	5,20	7,10	0,39	1,05	2,12	1,75	4,76	9,60	96,00	
2.0+2.5+3.5	1,30	1,63	2,28	1,90	5,20	7,20	0,39	1,04	2,15	1,75	4,72	9,70	96,00	
2.0+2.5+4.2	1,20	1,49	2,51	1,90	5,20	7,20	0,39	1,04	2,14	1,75	4,72	9,65	96,00	
2.0+3.5+3.5	1,16	2,02	2,02	1,90	5,20	7,30	0,39	1,04	2,15	1,75	4,72	9,70	96,00	
2.5+2.5+2.5	1,73	1,73	1,73	1,90	5,20	7,10	0,39	1,04	2,19	1,75	4,72	9,90	96,00	
2.5+2.5+3.5	1,53	1,53	2,14	1,90	5,20	7,20	0,39	1,04	2,16	1,75	4,72	9,75	96,00	

Notes

- The total capacity of each connected indoor unit is up to 9.0kW.
- The values above are for connecting with the following indoor unit types:
1.5,2.0,2.5,3.5,4.2,5.0 kW class
Wall-mounted CTXM-M,FTXM-M series
- Cooling capacity conditions
Indoor temperature 27°C DB / 19°C WB
Outdoor temperature 35°C DB
- Editable data for this drawing are available in the GDE system.
- For additional information on the connection of the DHW generator for Multi and the Hybrid for Multi, see 3D106169.

3D105371

4 Combination table

4 - 1 Combination Table

3MXM52N

Heating (50Hz 230V)

Outdoor unit	Indoor unit	Heating capacity [kW]			Total capacity [kW]			Power input [kW]			Total current [A]			Power factor [%]
		Room A	Room B	Room C	Min.	Nom.	Max.	Min.	Nom.	Max.	Min.	Nom.	Max.	
3MXM52N*	1,50	2,30	---	---	1,10	2,30	3,40	0,30	0,57	1,09	1,34	2,55	4,94	96,00
	2,00	2,70	---	---	1,10	2,70	3,80	0,30	0,76	1,19	1,34	3,40	5,39	96,00
	2,50	3,40	---	---	1,10	3,40	4,00	0,30	1,01	1,24	1,34	4,54	5,62	96,00
	3,50	4,20	---	---	1,10	4,20	4,80	0,30	1,42	1,66	1,34	6,39	7,52	96,00
	4,20	---	4,80	---	1,10	4,80	5,60	0,30	1,62	2,03	1,34	7,32	9,18	96,00
	5,00	---	5,80	---	1,10	5,80	6,80	0,30	2,17	2,58	1,34	9,80	11,68	96,00
	1.5+1.5	1,80	1,80	---	1,20	3,60	5,80	0,32	0,67	1,62	1,44	3,04	7,34	96,00
	1.5+2.0	1,71	2,29	---	1,20	4,00	5,80	0,32	0,77	1,60	1,44	3,49	7,25	96,00
	1.5+2.5	1,69	2,81	---	1,20	4,50	6,90	0,32	0,91	2,26	1,44	4,13	10,24	96,00
	1.5+3.5	1,65	3,85	---	1,20	5,50	7,00	0,32	1,22	2,25	1,44	5,53	10,19	96,00
	1.5+4.2	1,58	4,42	---	1,20	6,00	7,00	0,32	1,42	2,23	1,44	6,44	10,10	96,00
	1.5+5.0	1,57	5,23	---	1,30	6,80	7,20	0,32	1,58	2,30	1,44	7,16	10,42	96,00
	2.0+2.0	3,40	3,40	---	1,20	6,80	7,00	0,32	1,59	2,26	1,44	7,21	10,24	96,00
	2.0+2.5	3,02	3,78	---	1,20	6,80	7,00	0,32	1,58	2,25	1,44	7,16	10,19	96,00
	2.0+3.5	2,47	4,33	---	1,20	6,80	7,10	0,32	1,57	2,26	1,44	7,12	10,24	96,00
	2.0+4.2	2,19	4,61	---	1,20	6,80	7,10	0,32	1,56	2,24	1,44	7,07	10,14	96,00
	2.0+5.0	1,94	4,86	---	1,40	6,80	7,20	0,32	1,53	2,28	1,44	6,93	10,32	96,00
	2.5+2.5	3,40	3,40	---	1,20	6,80	7,00	0,32	1,53	2,23	1,44	6,93	10,10	96,00
	2.5+3.5	2,83	3,97	---	1,30	6,80	7,20	0,32	1,53	2,35	1,44	6,93	10,64	96,00
	2.5+4.2	2,54	4,26	---	1,30	6,80	7,20	0,32	1,52	2,33	1,44	6,89	10,55	96,00
	2.5+5.0	2,27	4,53	---	1,40	6,80	7,40	0,32	1,50	2,33	1,44	6,80	10,52	96,00
	3.5+3.5	3,40	3,40	---	1,40	6,80	7,30	0,32	1,52	2,38	1,44	6,89	10,78	96,00
	3.5+4.2	3,09	3,71	---	1,40	6,80	7,30	0,32	1,51	2,36	1,44	6,84	10,69	96,00
	3.5+5.0	2,80	4,00	---	1,45	6,80	7,50	0,32	1,50	2,30	1,44	6,80	10,42	96,00
	4.2+4.2	---	3,40	3,40	1,40	6,80	7,30	0,32	1,50	2,35	1,44	6,80	10,62	96,00
	1.5+1.5+1.5	2,27	2,27	2,27	1,30	6,80	8,00	0,32	1,40	2,12	1,44	6,35	9,60	96,00
	1.5+1.5+2.0	2,04	2,04	2,72	1,30	6,80	8,00	0,32	1,40	2,10	1,44	6,35	9,51	96,00
	1.5+1.5+2.5	1,85	1,85	3,09	1,30	6,80	8,00	0,32	1,39	2,08	1,44	6,30	9,42	96,00
	1.5+1.5+3.5	1,57	1,57	3,66	1,40	6,80	8,10	0,32	1,38	2,13	1,44	6,25	9,65	96,00
	1.5+1.5+4.2	1,42	1,42	3,97	1,40	6,80	8,10	0,32	1,38	2,11	1,44	6,25	9,56	96,00
	1.5+1.5+5.0	1,28	1,28	4,25	1,60	6,80	8,30	0,32	1,32	2,09	1,44	5,98	9,47	96,00
	1.5+2.0+2.0	1,85	2,47	2,47	1,30	6,80	8,00	0,32	1,39	2,14	1,44	6,30	9,69	96,00
	1.5+2.0+2.5	1,70	2,27	2,83	1,30	6,80	8,00	0,32	1,38	2,12	1,44	6,25	9,60	96,00
	1.5+2.0+3.5	1,46	1,94	3,40	1,40	6,80	8,10	0,32	1,37	2,16	1,44	6,21	9,78	96,00
	1.5+2.0+4.2	1,32	1,77	3,71	1,40	6,80	8,10	0,32	1,36	2,14	1,44	6,16	9,69	96,00
	1.5+2.0+5.0	1,20	1,60	4,00	1,60	6,80	8,30	0,32	1,31	2,07	1,44	5,94	9,38	96,00
	1.5+2.5+2.5	1,57	2,62	2,62	1,30	6,80	8,00	0,32	1,38	2,12	1,44	6,25	9,60	96,00
	1.5+2.5+3.5	1,36	2,27	3,17	1,40	6,80	8,10	0,32	1,37	2,13	1,44	6,21	9,65	96,00
	1.5+2.5+4.2	1,24	2,07	3,48	1,40	6,80	8,10	0,32	1,36	2,11	1,44	6,16	9,56	96,00
	1.5+2.5+5.0	1,13	1,89	3,78	1,60	6,80	8,30	0,32	1,30	2,09	1,44	5,89	9,47	96,00
	1.5+3.5+3.5	1,20	2,80	2,80	1,30	6,80	8,20	0,32	1,36	2,14	1,44	6,16	9,69	96,00
	2.0+2.0+2.0	2,27	2,27	2,27	1,30	6,80	8,00	0,32	1,39	2,13	1,44	6,30	9,65	96,00
	2.0+2.0+2.5	2,09	2,09	2,62	1,30	6,80	8,00	0,32	1,38	2,11	1,44	6,25	9,56	96,00
	2.0+2.0+3.5	1,81	1,81	3,17	1,40	6,80	8,10	0,32	1,37	2,12	1,44	6,21	9,60	96,00
	2.0+2.0+4.2	1,66	1,66	3,48	1,40	6,80	8,10	0,32	1,36	2,10	1,44	6,16	9,51	96,00
2.0+2.0+5.0	1,51	1,51	3,78	1,60	6,80	8,30	0,32	1,29	2,08	1,44	5,85	9,42	96,00	
2.0+2.5+2.5	1,94	2,43	2,43	1,30	6,80	8,00	0,32	1,37	2,09	1,44	6,21	9,47	96,00	
2.0+2.5+3.5	1,70	2,13	2,98	1,50	6,80	8,10	0,32	1,36	2,11	1,44	6,16	9,56	96,00	
2.0+2.5+4.2	1,56	1,95	3,28	1,50	6,80	8,10	0,32	1,35	2,11	1,44	6,12	9,56	96,00	
2.0+3.5+3.5	1,51	2,64	2,64	1,50	6,80	8,20	0,32	1,35	2,15	1,44	6,12	9,74	96,00	
2.5+2.5+2.5	2,27	2,27	2,27	1,40	6,80	8,00	0,32	1,36	2,07	1,44	6,16	9,38	96,00	
2.5+2.5+3.5	2,00	2,00	2,80	1,50	6,80	8,10	0,32	1,35	2,09	1,44	6,12	9,47	96,00	

Notes

1. The total capacity of each connected indoor unit is up to 9.0kW.
2. The values above are for connecting with the following indoor unit types:
1.5, 2.0, 2.5, 3.5, 4.2, 5.0 kW class
Wall-mounted CTXM-M,FTXM-M series
3. Heating capacity conditions
Indoor temperature 20°C DB
Outdoor temperature 7°C DB / 6°C WB
4. Editable data for this drawing are available in the GDE (E-BOM) system.
5. For additional information on the connection of the DHW generator for Multi and the Hybrid for Multi, see 3D106169.

3D105372

4 Combination table

4 - 1 Combination Table

4

3MXM68N

Cooling (50Hz 230V)

Outdoor unit	Indoor unit	Cooling capacity [kW]			Total capacity [kW]			Power input [kW]			Total current [A]			Power factor [%]
		Room A	Room B	Room C	Min.	Nom.	Max.	Min.	Nom.	Max.	Min.	Nom.	Max.	
3MXM68N*	1,5	1,60	---	---	1,52	1,60	2,49	0,40	0,42	0,59	1,82	1,98	2,71	95
	2,0	2,00	---	---	1,66	2,00	2,68	0,42	0,43	0,60	1,91	2,08	2,75	95
	2,5	2,50	---	---	1,74	2,50	3,44	0,44	0,44	0,82	2,00	2,62	3,77	95
	3,5	3,50	---	---	1,93	3,50	4,86	0,46	0,46	1,43	2,09	3,84	6,53	95
	4,2	---	---	4,20	1,93	4,20	5,33	0,46	0,46	1,44	2,09	3,93	6,57	95
	5,0	---	---	5,00	1,94	5,00	6,03	0,44	0,44	2,13	2,00	7,20	9,77	95
	6,0	---	---	6,00	1,94	6,00	6,51	0,44	0,44	2,13	2,00	7,29	9,77	95
	1.5+1.5	1,50	1,50	---	1,95	3,00	4,79	0,40	0,51	1,15	1,81	2,34	5,25	95
	1.5+2.0	1,50	2,00	---	1,95	3,50	4,96	0,40	0,62	1,22	1,81	2,84	5,58	95
	1.5+2.5	1,50	2,50	---	1,95	4,00	5,28	0,40	0,75	1,36	1,81	3,44	6,23	95
	1.5+3.5	1,50	3,50	---	1,95	5,00	6,17	0,39	1,04	1,83	1,77	4,76	8,39	95
	1.5+4.2	1,50	4,20	---	1,95	5,70	6,39	0,39	1,27	1,96	1,77	5,82	8,96	95
	1.5+5.0	1,50	5,00	---	1,95	6,50	7,08	0,38	1,50	2,23	1,73	6,87	10,22	95
	1.5+6.0	1,36	5,44	---	1,96	6,80	7,59	0,37	1,62	2,36	1,68	7,42	10,79	95
	2.0+2.0	2,00	2,00	---	1,95	4,00	5,12	0,40	0,75	1,29	1,81	3,44	5,91	95
	2.0+2.5	2,00	2,50	---	1,95	4,50	5,44	0,40	0,89	1,43	1,81	4,08	6,56	95
	2.0+3.5	2,00	3,50	---	1,95	5,50	6,30	0,39	1,17	1,91	1,77	5,36	8,76	95
	2.0+4.2	2,00	4,20	---	1,95	6,20	6,51	0,39	1,43	2,05	1,77	6,55	9,37	95
	2.0+5.0	1,94	4,86	---	1,95	6,80	7,26	0,38	1,59	2,36	1,73	7,28	10,79	95
	2.0+6.0	1,70	5,10	---	1,96	6,80	7,71	0,37	1,61	2,45	1,68	7,37	11,20	95
	2.5+2.5	2,50	2,50	---	1,95	5,00	6,10	0,41	1,01	1,78	1,89	4,63	8,15	95
	2.5+3.5	2,50	3,50	---	1,95	6,00	6,57	0,40	1,29	2,11	1,81	5,91	9,65	95
	2.5+4.2	2,50	4,20	---	1,95	6,70	6,95	0,40	1,51	2,38	1,81	6,92	10,88	95
	2.5+5.0	2,27	4,53	---	1,95	6,80	7,37	0,37	1,50	2,45	1,68	6,87	11,20	95
	2.5+6.0	2,00	4,80	---	1,96	6,80	7,71	0,35	1,48	2,45	1,60	6,78	11,20	95
	3.5+3.5	3,40	3,40	---	1,95	6,80	7,13	0,38	1,45	2,37	1,73	6,64	10,83	95
	3.5+4.2	3,09	3,71	---	1,95	6,80	7,24	0,38	1,45	2,46	1,73	6,64	11,24	95
	3.5+5.0	2,80	4,00	---	1,95	6,80	7,76	0,35	1,42	2,78	1,60	6,50	12,71	95
	3.5+6.0	2,51	4,29	---	2,26	6,80	8,07	0,40	1,40	2,72	1,81	6,41	12,46	95
	4.2+4.2	---	3,40	3,40	1,95	6,80	7,14	0,38	1,44	2,37	1,73	6,60	10,83	95
	4.2+5.0	---	3,10	3,70	1,95	6,80	7,77	0,35	1,41	2,78	1,60	6,46	12,71	95
	4.2+6.0	---	2,80	4,00	2,26	6,80	8,08	0,40	1,40	2,72	1,81	6,41	12,46	95
	5.0+5.0	---	3,40	3,40	2,34	6,80	8,22	0,43	1,38	2,98	1,98	6,32	13,65	95
	5.0+6.0	---	3,09	3,71	2,47	6,80	8,45	0,44	1,37	2,92	2,02	6,28	13,36	95
	1.5+1.5+1.5	1,50	1,50	1,50	1,96	4,50	6,40	0,39	0,61	1,57	1,77	2,80	7,17	95
	1.5+1.5+2.0	1,44	1,44	1,92	1,96	4,80	6,56	0,39	0,70	1,65	1,77	3,21	7,54	95
	1.5+1.5+2.5	1,36	1,36	2,27	1,96	5,00	6,72	0,39	0,80	1,73	1,77	3,67	7,90	95
	1.5+1.5+3.5	1,50	1,50	3,50	1,96	6,50	7,11	0,38	1,56	1,92	1,73	7,14	8,80	95
	1.5+1.5+4.2	1,42	1,42	3,97	1,96	6,80	7,33	0,38	1,80	2,05	1,73	8,24	9,37	95
	1.5+1.5+5.0	1,28	1,28	4,25	1,96	6,80	7,74	0,36	1,75	2,22	1,64	8,01	10,14	95
1.5+1.5+6.0	1,13	1,13	4,53	2,31	6,80	7,99	0,40	1,73	2,17	1,85	7,92	9,94	95	
1.5+2.0+2.0	1,50	2,00	2,00	1,96	5,50	6,48	0,39	1,01	1,61	1,77	4,63	7,37	95	

Notes

- The total capacity of each connected indoor unit is up to 11.0kW.
- The values above are for connecting with the following indoor unit types:
1.5, 2.0, 2.5, 3.5, 4.2, 5.0, 6.0 kW class
Wall-mounted CTXM-M,FTXM-M series
- Cooling capacity conditions
Indoor temperature 27°C DB / 19°C WB
Outdoor temperature 35°C DB
- Editable data for this drawing are available in the GDE system.
- For additional information on the connection of the DHW generator for Multi and the Hybrid for Multi, see 3D106169.

3D105381

4 Combination table

4 - 1 Combination Table

3MXM68N

Cooling (50Hz 230V)

Outdoor unit	Indoor unit	Cooling capacity [kW]			Total capacity [kW]			Power input [kW]			Total current [A]			Power factor [%]
		Room A	Room B	Room C	Min.	Nom.	Max.	Min.	Nom.	Max.	Min.	Nom.	Max.	
3MXM68N*	1.5+2.0+2.5	1,50	2,00	2,50	1,96	6,00	6,87	0,39	1,32	1,81	1,77	6,05	8,27	95
	1.5+2.0+3.5	1,46	1,94	3,40	1,96	6,80	7,25	0,38	1,80	2,01	1,73	8,24	9,21	95
	1.5+2.0+4.2	1,32	1,77	3,71	1,96	6,80	7,47	0,38	1,79	2,14	1,73	8,20	9,78	95
	1.5+2.0+5.0	1,20	1,60	4,00	1,96	6,80	7,87	0,36	1,74	2,31	1,64	7,97	10,55	95
	1.5+2.0+6.0	1,07	1,43	4,29	2,31	6,80	8,13	0,40	1,72	2,26	1,85	7,88	10,35	95
	1.5+2.5+2.5	1,50	2,50	2,50	1,96	6,50	7,10	0,38	1,63	1,92	1,73	7,46	8,80	95
	1.5+2.5+3.5	1,36	2,27	3,17	1,96	6,80	7,60	0,36	1,79	2,23	1,64	8,20	10,18	95
	1.5+2.5+4.2	1,24	2,07	3,48	1,96	6,80	7,81	0,36	1,78	2,35	1,64	8,15	10,75	95
	1.5+2.5+5.0	1,13	1,89	3,78	1,96	6,80	7,95	0,36	1,74	2,35	1,64	7,97	10,75	95
	1.5+2.5+6.0	1,02	1,70	4,08	2,31	6,80	8,42	0,41	1,71	2,44	1,89	7,83	11,16	95
	1.5+3.5+3.5	1,20	2,80	2,80	1,96	6,80	7,94	0,37	1,77	2,45	1,68	8,11	11,20	95
	1.5+3.5+4.2	1,11	2,59	3,10	1,96	6,80	8,13	0,37	1,76	2,58	1,68	8,06	11,81	95
	1.5+3.5+5.0	1,02	2,38	3,40	1,96	6,80	8,46	0,33	1,72	2,72	1,52	7,88	12,46	95
	1.5+3.5+6.0	0,93	2,16	3,71	2,31	6,80	8,56	0,41	1,70	2,53	1,89	7,79	11,57	95
	1.5+4.2+4.2	1,03	2,88	2,88	1,96	6,80	8,26	0,37	1,75	2,68	1,68	8,01	12,26	95
	1.5+4.2+5.0	0,95	2,67	3,18	1,96	6,80	8,53	0,33	1,71	2,77	1,52	7,83	12,67	95
	2.0+2.0+2.0	2,00	2,00	2,00	1,96	6,00	6,64	0,39	1,34	1,68	1,77	6,14	7,70	95
	2.0+2.0+2.5	2,00	2,00	2,50	1,96	6,50	7,03	0,39	1,63	1,89	1,77	7,46	8,64	95
	2.0+2.0+3.5	1,81	1,81	3,17	1,96	6,80	7,40	0,38	1,79	2,09	1,73	8,20	9,57	95
	2.0+2.0+4.2	1,66	1,66	3,48	1,96	6,80	7,61	0,38	1,78	2,23	1,73	8,15	10,18	95
	2.0+2.0+5.0	1,51	1,51	3,78	1,96	6,80	8,01	0,36	1,74	2,39	1,64	7,97	10,96	95
	2.0+2.0+6.0	1,36	1,36	4,08	2,31	6,80	8,27	0,40	1,71	2,35	1,85	7,83	10,75	95
	2.0+2.5+2.5	1,94	2,43	2,43	1,96	6,80	7,24	0,38	1,77	2,01	1,73	8,11	9,21	95
	2.0+2.5+3.5	1,70	2,13	2,98	1,96	6,80	7,74	0,36	1,76	2,31	1,64	8,06	10,55	95
	2.0+2.5+4.2	1,56	1,95	3,28	1,96	6,80	7,94	0,36	1,75	2,45	1,64	8,01	11,20	95
	2.0+2.5+5.0	1,43	1,79	3,58	1,96	6,80	8,08	0,36	1,71	2,44	1,64	7,83	11,16	95
	2.0+2.5+6.0	1,30	1,62	3,89	2,31	6,80	8,55	0,41	1,69	2,53	1,89	7,74	11,57	95
	2.0+3.5+3.5	1,51	2,64	2,64	1,96	6,80	8,07	0,37	1,74	2,54	1,68	7,97	11,61	95
	2.0+3.5+4.2	1,40	2,45	2,94	1,96	6,80	8,25	0,37	1,74	2,68	1,68	7,97	12,26	95
	2.0+3.5+5.0	1,30	2,27	3,24	2,28	6,80	8,58	0,40	1,69	2,82	1,85	7,74	12,91	95
	2.0+4.2+4.2	1,31	2,75	2,75	1,96	6,80	8,37	0,37	1,73	2,77	1,68	7,92	12,67	95
	2.5+2.5+2.5	2,27	2,27	2,27	1,96	6,80	7,53	0,38	1,76	2,18	1,73	8,06	9,98	95
	2.5+2.5+3.5	2,00	2,00	2,80	1,96	6,80	7,94	0,36	1,72	2,45	1,64	7,88	11,20	95
	2.5+2.5+4.2	1,85	1,85	3,10	1,96	6,80	8,12	0,36	1,71	2,58	1,64	7,83	11,81	95
	2.5+2.5+5.0	1,70	1,70	3,40	2,28	6,80	8,45	0,40	1,67	2,72	1,85	7,65	12,46	95
2.5+2.5+6.0	1,55	1,55	3,71	2,42	6,80	8,74	0,40	1,65	2,67	1,85	7,56	12,22	95	
2.5+3.5+3.5	1,79	2,51	2,51	2,27	6,80	8,30	0,40	1,70	2,72	1,85	7,79	12,46	95	
2.5+3.5+4.2	1,67	2,33	2,80	2,27	6,80	8,43	0,40	1,69	2,82	1,85	7,74	12,91	95	
2.5+3.5+5.0	1,55	2,16	3,09	2,48	6,80	8,74	0,42	1,65	2,96	1,94	7,56	13,56	95	
2.5+4.2+4.2	1,56	2,62	2,62	2,27	6,80	8,49	0,40	1,68	2,87	1,85	7,69	13,12	95	
3.5+3.5+3.5	2,27	2,27	2,27	2,38	6,80	8,59	0,40	1,68	2,96	1,81	7,69	13,56	95	

Notes

1. The total capacity of each connected indoor unit is up to 11.0kW.
2. The values above are for connecting with the following indoor unit types:
1.5, 2.0, 2.5, 3.5, 4.2, 5.0, 6.0 kW class
Wall-mounted CTXM-M,FTXM-M series
3. Cooling capacity conditions
Indoor temperature 27°C DB / 19°C WB
Outdoor temperature 35°C DB
4. Editable data for this drawing are available in the GDE system.
5. For additional information on the connection of the DHW generator for Multi and the Hybrid for Multi, see 3D106169.

3D105382

4 Combination table

4 - 1 Combination Table

4

3MXM68N

Heating (50Hz 230V)

Outdoor unit	Indoor unit	Heating capacity [kW]			Total capacity [kW]			Power input [kW]			Total current [A]			Power factor [%]
		Room A	Room B	Room C	Min.	Nom.	Max.	Min.	Nom.	Max.	Min.	Nom.	Max.	
3MXM68N*	1,5	2,7	---	---	1,47	2,70	4,08	0,42	0,72	1,22	1,91	3,35	5,59	95
	2,0	2,7	---	---	1,48	2,72	4,09	0,43	0,73	1,23	1,95	3,39	5,64	95
	2,5	3,4	---	---	1,44	3,40	4,30	0,42	1,02	1,33	1,91	4,72	6,08	95
	3,5	4,3	---	---	1,45	4,30	4,70	0,40	1,41	1,56	1,82	6,50	7,15	95
	4,2	---	4,32	---	1,44	4,32	4,69	0,40	1,40	1,56	1,82	6,46	7,15	95
	5,0	---	5,60	---	1,66	5,60	5,94	0,39	1,82	1,90	1,78	8,43	8,70	95
	6,0	---	7,90	---	1,88	7,90	8,91	0,37	2,62	2,64	1,69	12,13	12,08	95
	1.5+1.5	2,65	2,65	---	1,65	5,30	7,38	0,36	1,19	1,83	1,63	5,45	8,38	95
	1.5+2.0	2,44	3,26	---	1,65	5,70	7,76	0,36	1,31	1,99	1,63	6,00	9,09	95
	1.5+2.5	2,29	3,81	---	1,65	6,10	7,95	0,36	1,43	2,06	1,63	6,55	9,43	95
	1.5+3.5	2,07	4,83	---	1,80	6,90	8,50	0,37	1,69	2,35	1,68	7,74	10,74	95
	1.5+4.2	1,97	5,53	---	1,80	7,50	8,85	0,37	1,90	2,57	1,68	8,70	11,75	95
	1.5+5.0	1,89	6,31	---	2,18	8,20	10,38	0,45	2,13	2,91	2,06	9,75	13,31	95
	1.5+6.0	1,72	6,88	---	2,46	8,60	10,58	0,48	2,28	2,67	2,19	10,44	12,21	95
	2.0+2.0	3,25	3,25	---	1,65	6,50	7,95	0,36	1,37	2,07	1,63	6,28	9,47	95
	2.0+2.5	3,07	3,83	---	1,65	6,90	8,12	0,36	1,52	2,14	1,63	6,96	9,81	95
	2.0+3.5	2,73	4,77	---	1,80	7,50	8,67	0,37	1,75	2,43	1,68	8,01	11,12	95
	2.0+4.2	2,58	5,42	---	1,80	8,00	9,03	0,37	1,98	2,66	1,68	9,07	12,17	95
	2.0+5.0	2,46	6,14	---	2,18	8,60	10,56	0,45	2,26	3,00	2,06	10,35	13,73	95
	2.0+6.0	2,15	6,45	---	2,46	8,60	10,75	0,48	2,24	2,74	2,19	10,26	12,55	95
	2.5+2.5	3,60	3,60	---	1,65	7,20	8,49	0,36	1,62	2,36	1,63	7,42	10,78	95
	2.5+3.5	3,29	4,61	---	1,89	7,90	9,03	0,38	1,91	2,66	1,72	8,75	12,17	95
	2.5+4.2	3,10	5,20	---	1,89	8,30	9,29	0,38	2,11	2,82	1,72	9,66	12,93	95
	2.5+5.0	2,87	5,73	---	2,27	8,60	10,68	0,46	2,24	3,09	2,11	10,26	14,15	95
	2.5+6.0	2,53	6,07	---	2,55	8,60	10,88	0,50	2,22	2,77	2,28	10,17	12,67	95
	3.5+3.5	4,30	4,30	---	2,17	8,60	9,38	0,42	2,26	2,86	1,94	10,35	13,09	95
	3.5+4.2	3,91	4,69	---	2,17	8,60	9,47	0,42	2,26	2,91	1,94	10,35	13,31	95
	3.5+5.0	3,54	5,06	---	2,56	8,60	10,90	0,51	2,22	3,13	2,32	10,17	14,32	95
	3.5+6.0	3,17	5,43	---	2,74	8,60	11,01	0,52	2,21	2,76	2,37	10,12	12,63	95
	4.2+4.2	---	4,30	4,30	2,17	8,60	9,56	0,42	2,22	2,94	1,94	10,17	13,47	95
	4.2+5.0	---	3,93	4,67	2,56	8,60	10,91	0,51	2,21	3,19	2,32	10,12	14,61	95
	4.2+6.0	---	3,54	5,06	2,74	8,60	11,02	0,51	2,20	2,79	2,32	10,07	12,76	95
	5.0+5.0	---	4,30	4,30	2,94	8,60	11,10	0,59	2,17	3,11	2,71	9,94	14,23	95
	5.0+6.0	---	3,91	4,69	3,14	8,60	11,09	0,60	2,15	2,72	2,75	9,84	12,46	95
	1.5+1.5+1.5	2,17	2,17	2,17	2,01	6,50	9,92	0,41	1,33	2,26	1,89	6,09	10,36	95
	1.5+1.5+2.0	2,07	2,07	2,76	2,01	6,90	10,10	0,41	1,46	2,34	1,89	6,69	10,69	95
	1.5+1.5+2.5	2,02	2,02	3,36	2,10	7,40	10,18	0,42	1,64	2,37	1,94	7,51	10,86	95
	1.5+1.5+3.5	1,89	1,89	4,42	2,31	8,20	10,29	0,44	1,87	2,49	2,02	8,56	11,41	95
	1.5+1.5+4.2	1,79	1,79	5,02	2,31	8,60	10,29	0,44	2,03	2,49	2,02	9,30	11,41	95
	1.5+1.5+5.0	1,61	1,61	5,38	2,71	8,60	10,46	0,55	2,01	2,57	2,50	9,20	11,75	95
1.5+1.5+6.0	1,43	1,43	5,73	2,93	8,60	10,59	0,55	1,99	2,31	2,50	9,11	10,57	95	
1.5+2.0+2.0	2,35	3,13	3,13	2,01	8,60	10,26	0,41	2,05	2,41	1,89	9,39	11,03	95	

Notes

- The total capacity of each connected indoor unit is up to 11.0kW.
- The values above are for connecting with the following indoor unit types:
1.5, 2.0, 2.5, 3.5, 4.2, 5.0, 6.0 kW class
Wall-mounted CTXM-M,FTXM-M series
- Heating capacity conditions
Indoor temperature 20°C DB
Outdoor temperature 7°C DB / 6°C WB
- Editable data for this drawing are available in the GDE system.
- For additional information on the connection of the DHW generator for Multi and the Hybrid for Multi, see 3D106169.

3D105383

4 Combination table

4 - 1 Combination Table

3MXM68N

Heating (50Hz 230V)

Outdoor unit	Indoor unit	Heating capacity [kW]			Total capacity [kW]			Power input [kW]			Total current [A]			Power factor [%]
		Room A	Room B	Room C	Min.	Nom.	Max.	Min.	Nom.	Max.	Min.	Nom.	Max.	
3MXM68N*	1.5+2.0+2.5	1,94	2,59	3,23	2,10	8,60	10,36	0,42	2,04	2,44	1,94	9,34	11,16	95
	1.5+2.0+3.5	1,84	2,46	4,3	2,31	8,60	10,45	0,44	2,02	2,58	2,02	9,25	11,79	95
	1.5+2.0+4.2	1,68	2,23	4,69	2,31	8,60	10,46	0,44	2,01	2,57	2,02	9,20	11,75	95
	1.5+2.0+5.0	1,52	2,02	5,06	2,71	8,60	10,88	0,55	2,00	2,64	2,50	9,16	12,08	95
	1.5+2.0+6.0	1,36	1,81	5,43	2,93	8,60	10,89	0,55	1,98	2,38	2,50	9,07	10,91	95
	1.5+2.5+2.5	1,89	3,15	3,15	2,20	8,60	10,47	0,45	2,03	2,44	2,06	9,30	11,16	95
	1.5+2.5+3.5	1,72	2,87	4,01	2,40	8,60	10,58	0,47	2,02	2,57	2,15	9,25	11,75	95
	1.5+2.5+4.2	1,57	2,62	4,4	2,41	8,60	10,58	0,47	2,00	2,57	2,15	9,16	11,75	95
	1.5+2.5+5.0	1,43	2,39	4,78	2,81	8,60	11,00	0,56	1,99	2,64	2,58	9,11	12,08	95
	1.5+2.5+6.0	1,29	2,15	5,16	3,02	8,60	10,77	0,57	1,97	2,38	2,62	9,02	10,91	95
	1.5+3.5+3.5	1,52	3,54	3,54	2,69	8,60	10,59	0,55	1,99	2,57	2,50	9,11	11,75	95
	1.5+3.5+4.2	1,4	3,27	3,93	2,69	8,60	10,59	0,55	1,98	2,56	2,50	9,07	11,71	95
	1.5+3.5+5.0	1,29	3,01	4,3	3,00	8,60	10,93	0,62	1,97	2,59	2,84	9,02	11,87	95
	1.5+3.5+6.0	1,17	2,74	4,69	2,93	8,60	10,78	0,55	1,96	2,37	2,50	8,98	10,86	95
	1.5+4.2+4.2	1,3	3,65	3,65	2,69	8,60	10,68	0,55	1,98	2,59	2,50	9,07	11,87	95
	1.5+4.2+5.0	1,21	3,38	4,02	3,00	8,60	10,99	0,62	1,96	2,67	2,84	8,98	12,21	95
	2.0+2.0+2.0	2,63	2,63	2,63	2,01	7,80	10,44	0,41	1,72	2,48	1,89	7,88	11,37	95
	2.0+2.0+2.5	2,54	2,54	3,17	2,10	8,20	10,52	0,42	1,83	2,52	1,94	8,38	11,54	95
	2.0+2.0+3.5	2,29	2,29	4,02	2,31	8,60	10,63	0,44	2,04	2,65	2,02	9,34	12,13	95
	2.0+2.0+4.2	2,1	2,1	4,4	2,31	8,60	10,63	0,44	2,02	2,65	2,02	9,25	12,13	95
	2.0+2.0+5.0	1,91	1,91	4,78	2,71	8,60	10,82	0,55	2,00	2,72	2,50	9,16	12,46	95
	2.0+2.0+6.0	1,72	1,72	5,16	2,93	8,60	10,95	0,55	1,99	2,46	2,50	9,11	11,24	95
	2.0+2.5+2.5	2,46	3,07	3,07	2,20	8,60	10,54	0,43	1,97	2,61	1,98	9,02	11,96	95
	2.0+2.5+3.5	2,15	2,69	3,76	2,40	8,60	10,63	0,46	2,02	2,65	2,11	9,25	12,13	95
	2.0+2.5+4.2	1,98	2,47	4,15	2,41	8,60	10,64	0,46	2,01	2,64	2,11	9,20	12,08	95
	2.0+2.5+5.0	1,81	2,26	4,53	2,81	8,60	11,06	0,56	1,98	2,75	2,58	9,07	12,59	95
	2.0+2.5+6.0	1,64	2,05	4,91	3,02	8,60	11,07	0,56	1,98	2,43	2,58	9,07	11,12	95
	2.0+3.5+3.5	1,92	3,34	3,34	2,69	8,60	10,76	0,52	2,00	2,70	2,37	9,16	12,34	95
	2.0+3.5+4.2	1,77	3,1	3,72	2,69	8,60	10,76	0,52	1,99	2,69	2,37	9,11	12,29	95
	2.0+3.5+5.0	1,64	2,87	4,09	3,00	8,60	11,11	0,58	1,98	2,82	2,67	9,07	12,88	95
	2.0+4.2+4.2	1,65	3,47	3,47	2,69	8,60	10,77	0,52	1,97	2,69	2,37	9,02	12,29	95
	2.5+2.5+2.5	2,86	2,86	2,86	2,31	8,60	10,65	0,45	1,99	2,64	2,06	9,11	12,08	95
	2.5+2.5+3.5	2,53	2,53	3,54	2,50	8,60	10,87	0,48	1,99	2,72	2,19	9,11	12,46	95
	2.5+2.5+4.2	2,34	2,34	3,93	2,50	8,60	10,88	0,48	1,97	2,72	2,19	9,02	12,46	95
	2.5+2.5+5.0	2,15	2,15	4,3	2,91	8,60	11,07	0,58	1,96	2,78	2,67	8,98	12,72	95
	2.5+2.5+6.0	1,95	1,95	4,7	3,12	8,60	11,08	0,58	1,94	2,43	2,67	8,88	11,12	95
	2.5+3.5+3.5	2,26	3,17	3,17	2,78	8,60	11,00	0,53	1,96	2,72	2,41	8,98	12,46	95
	2.5+3.5+4.2	2,11	2,95	3,54	2,79	8,60	11,01	0,53	1,96	2,71	2,41	8,98	12,42	95
	2.5+3.5+5.0	1,95	2,74	3,91	3,19	8,60	11,08	0,60	1,90	2,74	2,75	8,70	12,55	95
	2.5+4.2+4.2	1,97	3,31	3,31	2,79	8,60	11,01	0,53	1,95	2,71	2,41	8,93	12,42	95
3.5+3.5+3.5	2,86	2,86	2,86	2,98	8,60	11,06	0,57	1,94	2,79	2,62	8,88	12,76	95	

Notes

1. The total capacity of each connected indoor unit is up to 11.0kW.
2. The values above are for connecting with the following indoor unit types:
1.5,2.0,2.5,3.5,4.2,5.0,6.0 kW class
3. Wall-mounted CTXM-M,FTXM-M series
Heating capacity conditions
Indoor temperature 20°C DB
Outdoor temperature 7°C DB / 6°C WB
4. Editable data for this drawing are available in the GDE system.
5. For additional information on the connection of the DHW generator for Multi and the Hybrid for Multi, see 3D106169.

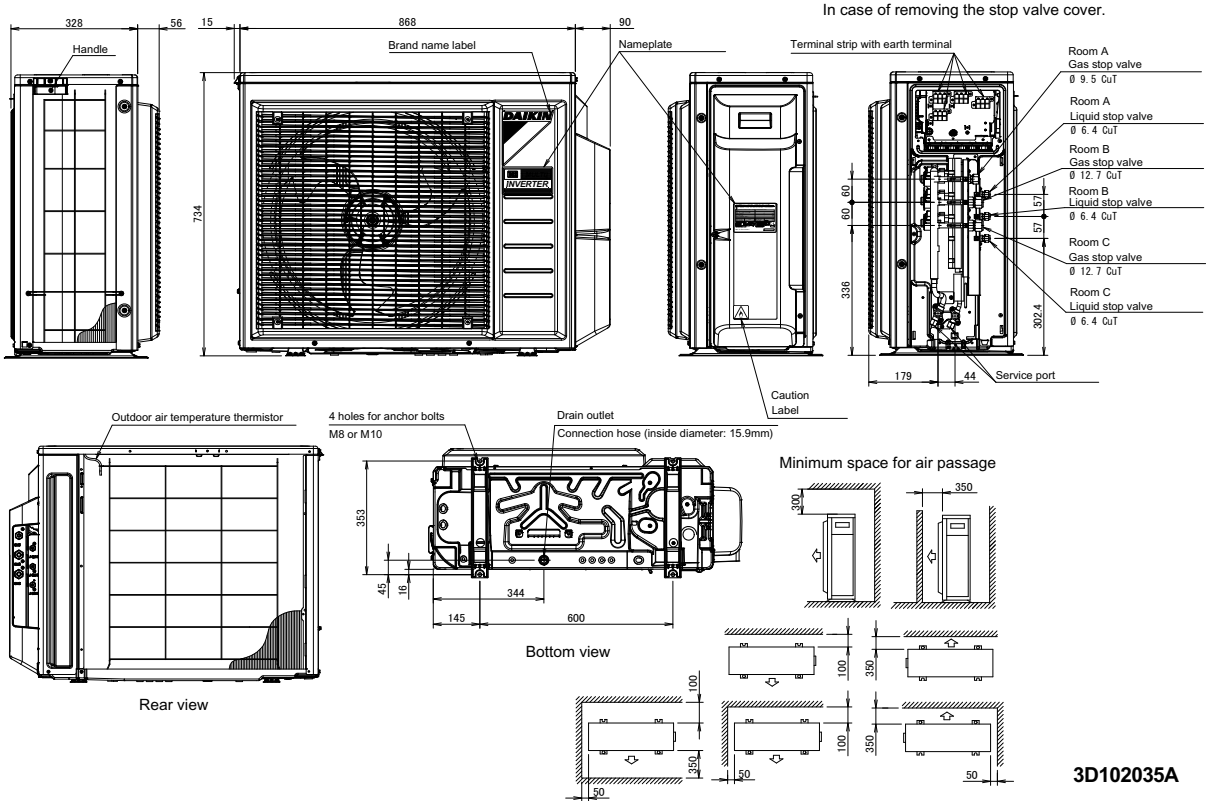
3D105384

5 Dimensional drawings

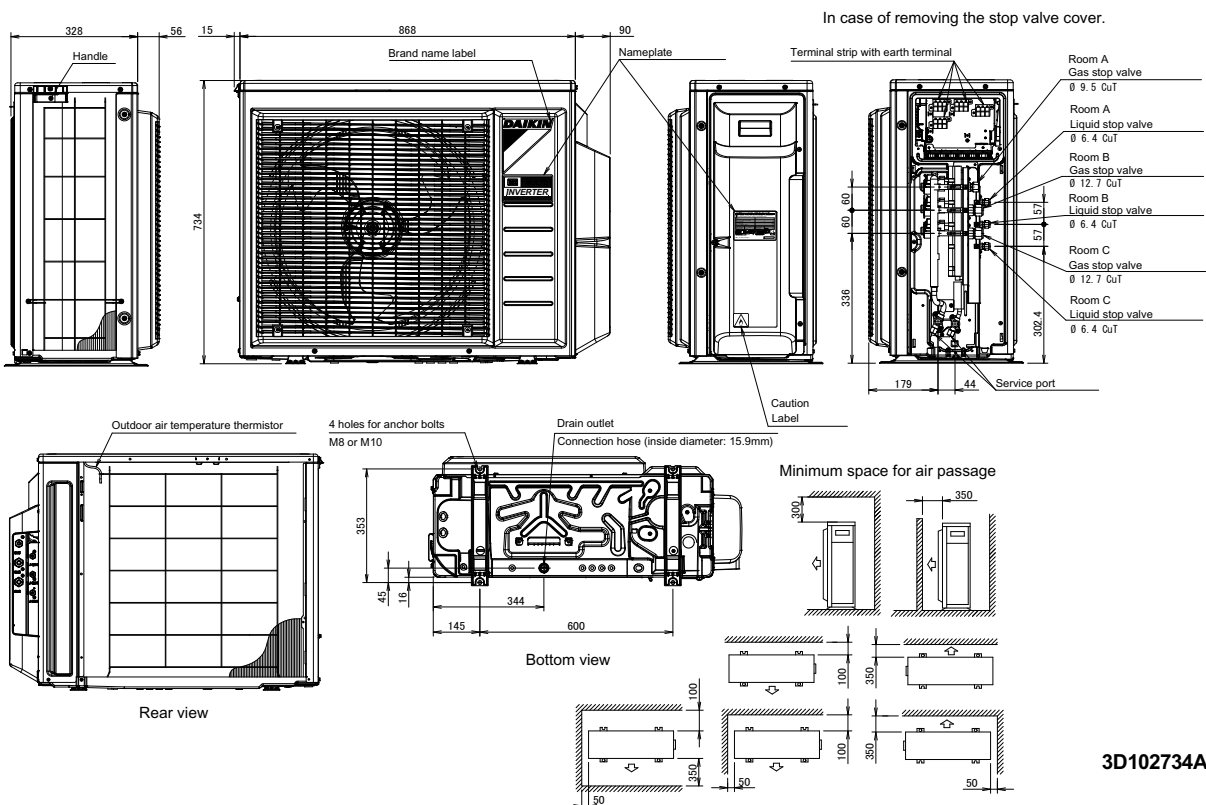
5 - 1 Dimensional Drawings

5

3MXM40-52N



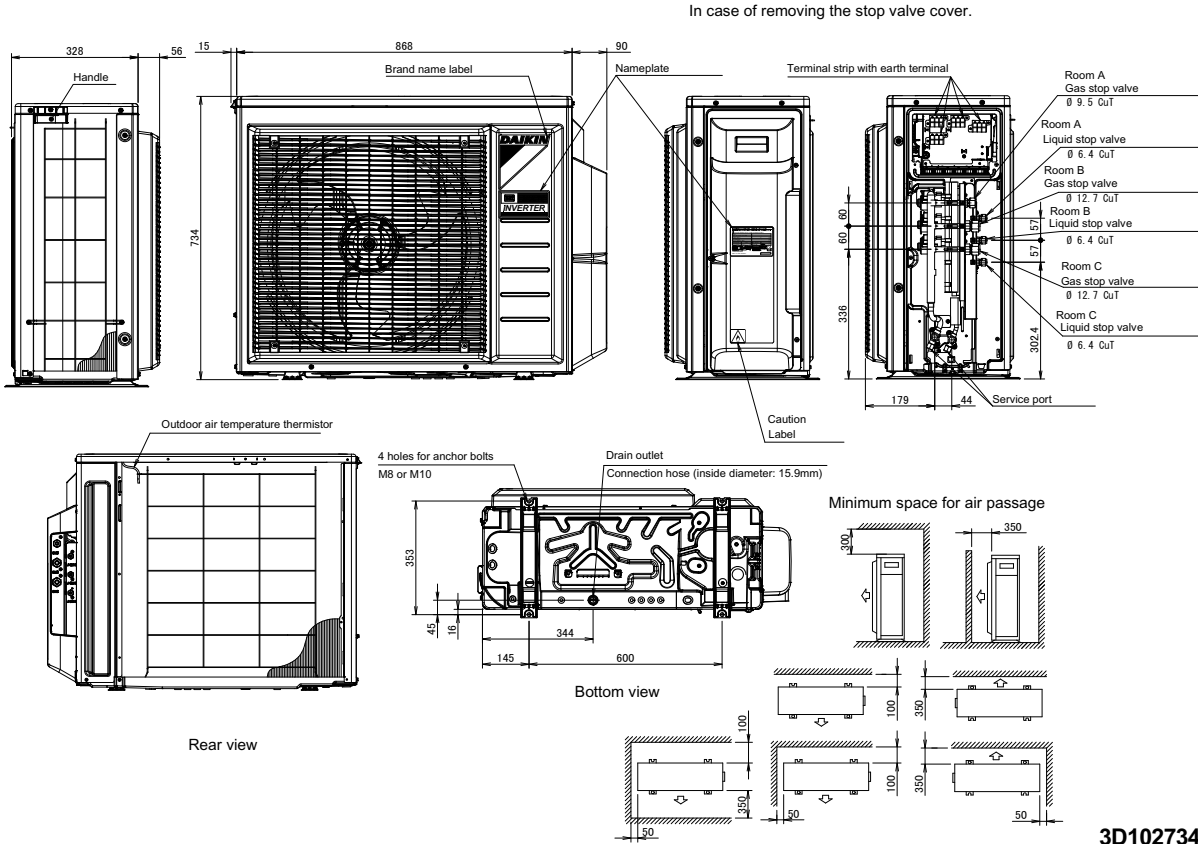
3MXM68N



5 Dimensional drawings

5 - 1 Dimensional Drawings

3MXM68N

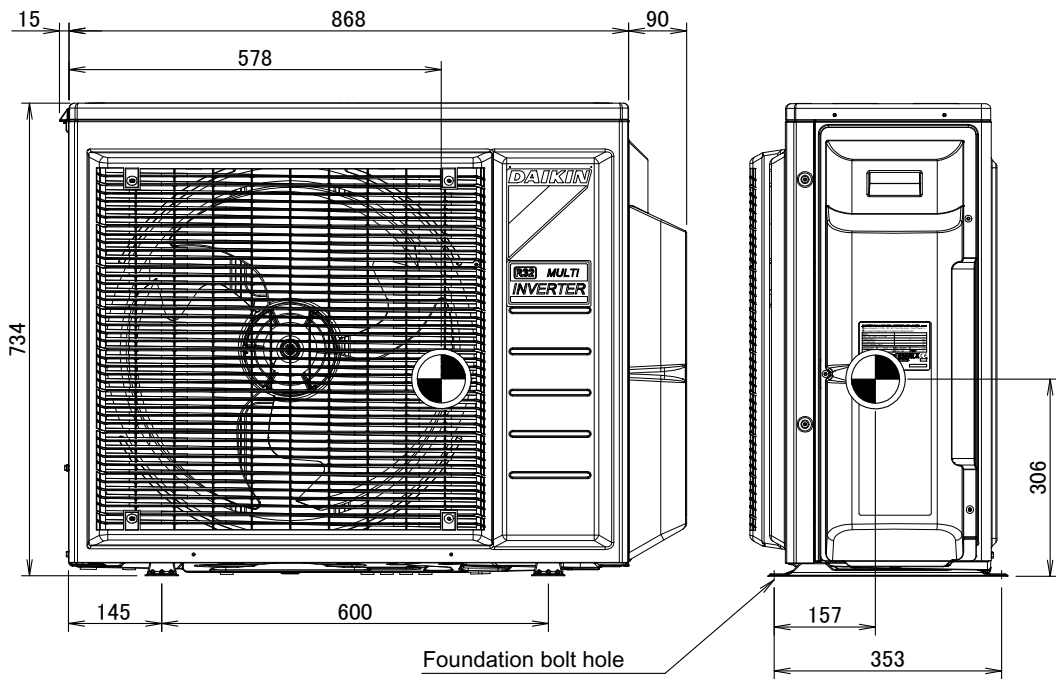


3D102734B

6 Centre of gravity

6 - 1 Centre of Gravity

3MXM40-52N

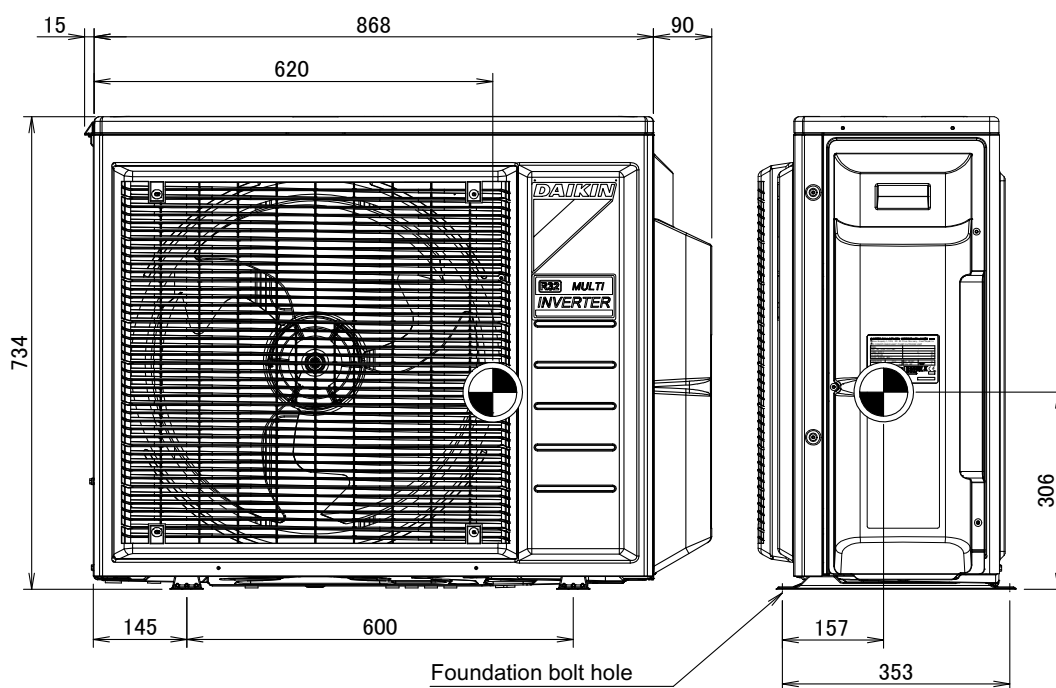


4D102202A

6 Centre of gravity

6 - 1 Centre of Gravity

3MXM68N



4D102822A

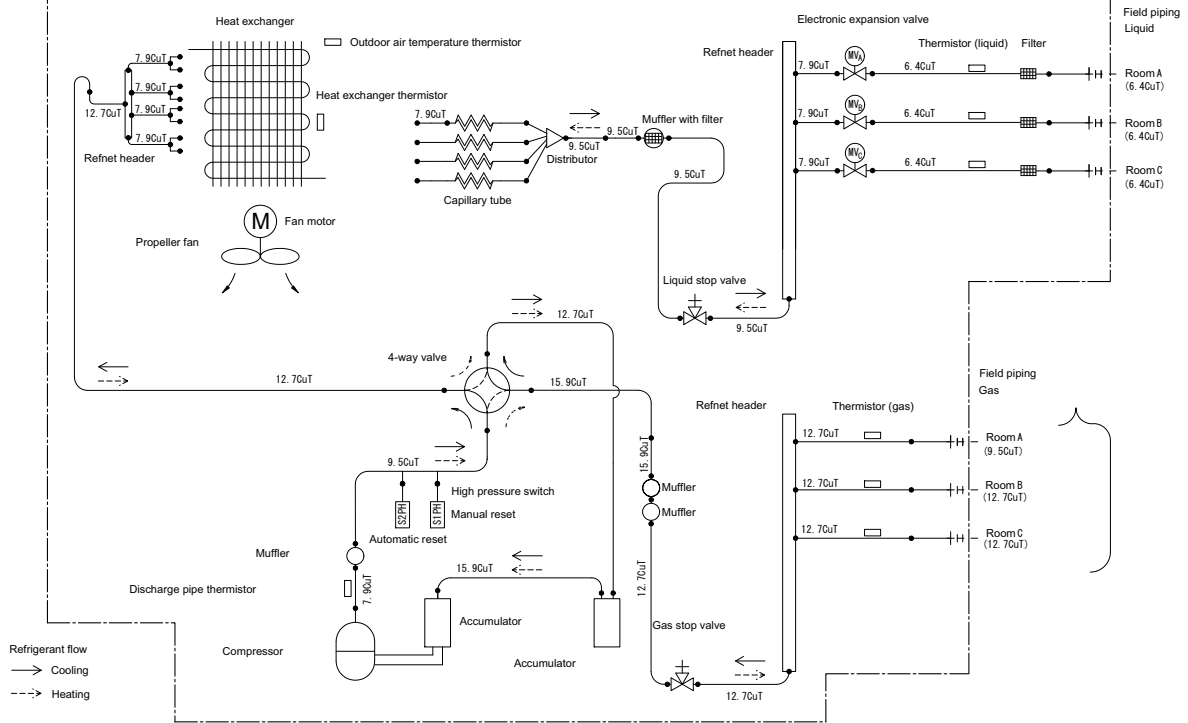
7 Piping diagrams

7 - 1 Piping Diagrams

7

3MXM40-52N

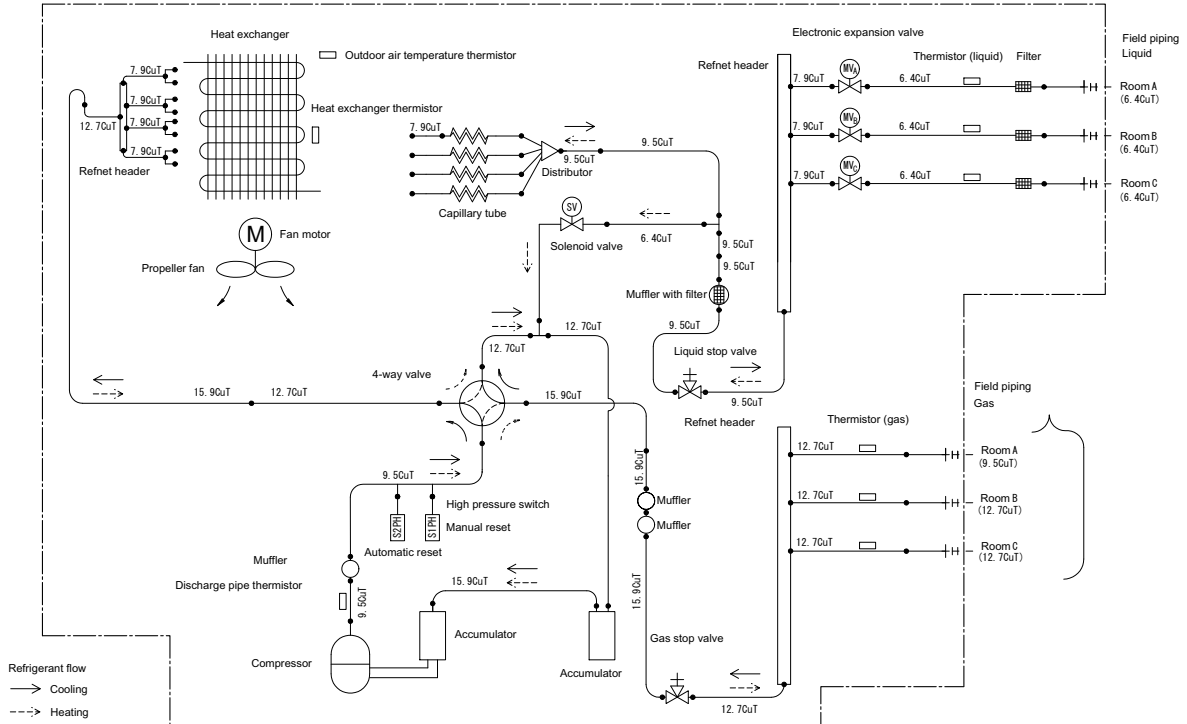
Outdoor Unit



3D097989B

3MXM68N

Outdoor Unit

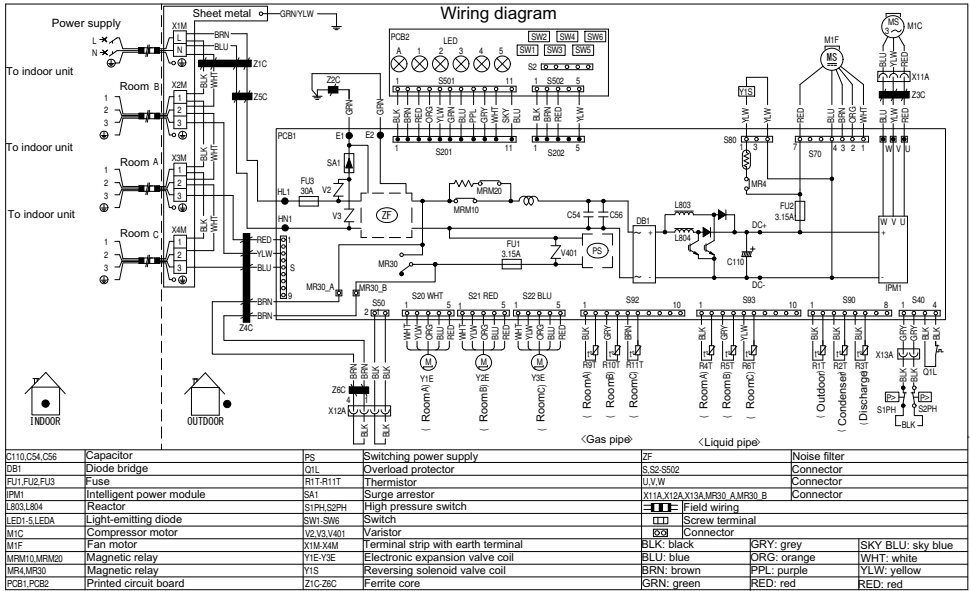


3D100777B

8 Wiring diagrams

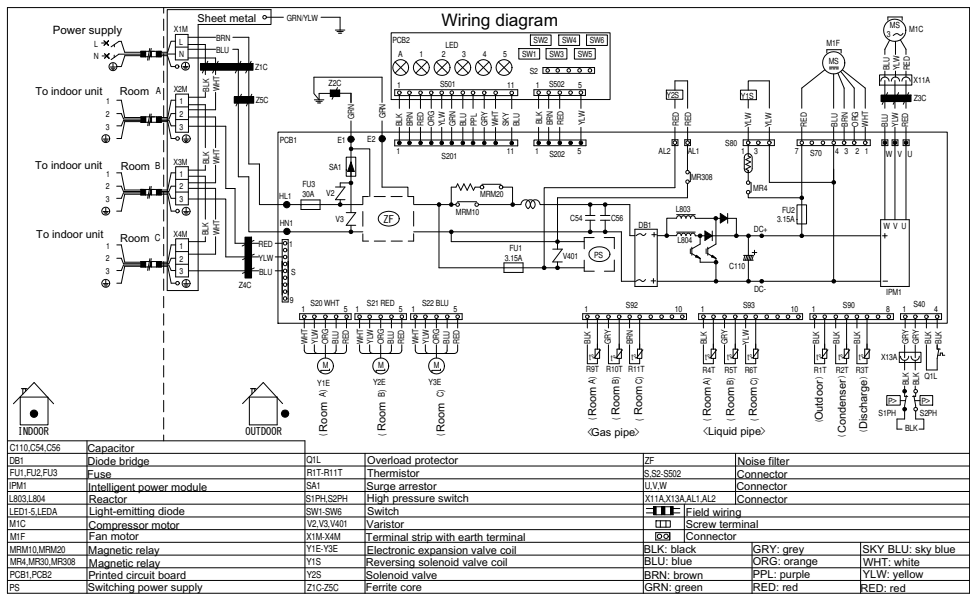
8 - 1 Wiring Diagrams - Single Phase

3MXM40-52N



3D106247A

3MXM68N



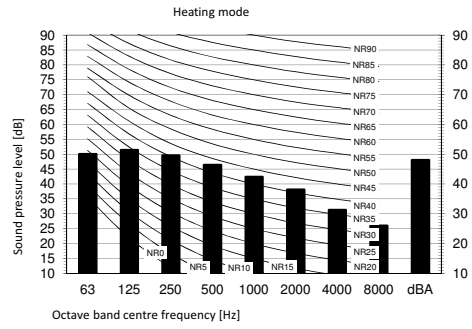
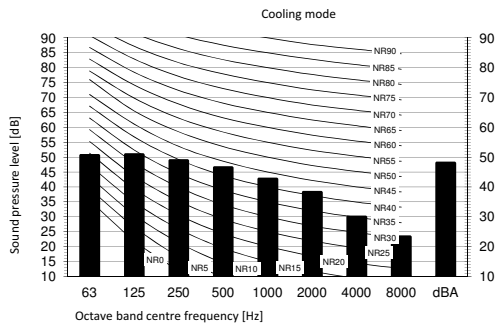
3D106248A

9 Sound data

9 - 1 Sound Pressure Spectrum

9

3MXM68N



Legend

dBA = A-weighted sound pressure level (A scale according to IEC).

A Scale

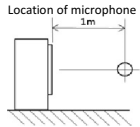
B High-tap

Cooling Total dB

A	B
dBA	48

Heating Total dB

A	B
dBA	49



Notes

1. Operating conditions: power source 220-240 V/220 V 50/60 Hz; JIS standard
2. Background noise already taken into account.
3. Operating noise varies depending on operation and ambient conditions.
4. The operation noise measuring method is in accordance with JISC9612.
5. Measuring location: anechoic chamber
6. The values above are for connecting with the following indoor unit types: 1.5, 2.0, 2.5, 3.5, 4.2, 5.0, 6.0 kW Class

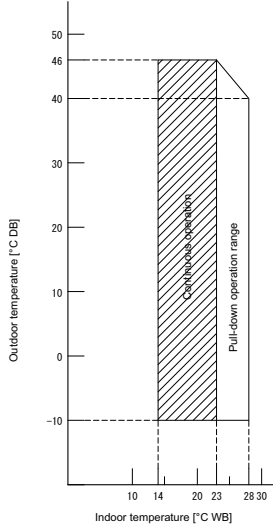
3D106223

10 Operation range

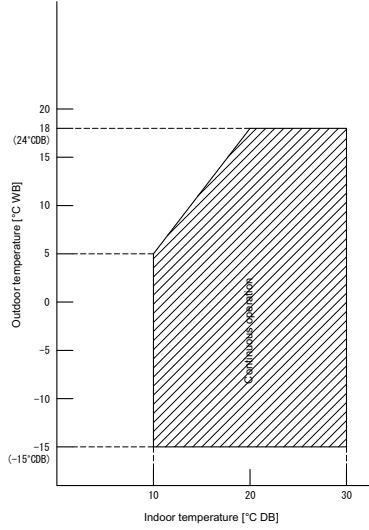
10 - 1 Operation Range

3MXM-N

Cooling



Heating



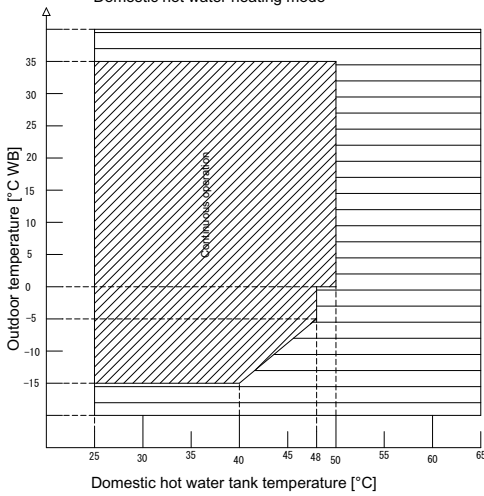
Notes

- The graph is based on the following conditions.
 Corresponding refrigerant piping length: 5 m
 Level difference: 0m
 Air flow rate: High

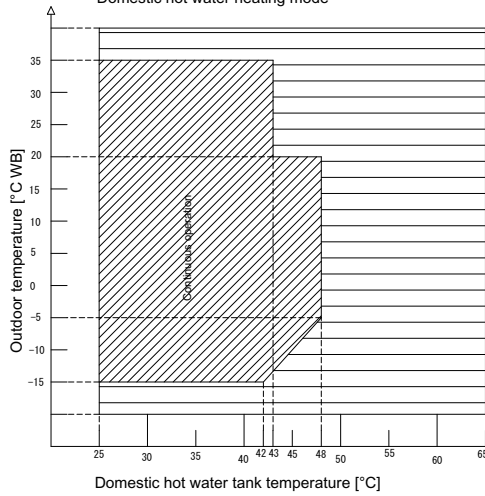
3D101376A

3MXM-N

Domestic hot water heating mode



Domestic hot water heating mode




Legend
 Legend
 Legend

3D106319



Daikin Europe N.V. Naamloze Vennootschap - Zandvoordestraat 300, B-8400 Oostende - Belgium - www.daikin.eu - BE 0412 120 336 - RPR Oostende



EEDEN17 12/16



Daikin Europe N.V. participates in the Eurovent Certification programme for Liquid Chilling Packages (LCP), Air handling units (AHU), Fan coil units (FCU) and variable refrigerant flow systems (VRF) Check ongoing validity of certificate online: www.eurovent-certification.com or using: www.certiflash.com



The present leaflet is drawn up by way of information only and does not constitute an offer binding upon Daikin Europe N.V.. Daikin Europe N.V. has compiled the content of this leaflet to the best of its knowledge. No express or implied warranty is given for the completeness, accuracy, reliability or fitness for particular purpose of its content and the products and services presented therein. Specifications are subject to change without prior notice. Daikin Europe N.V. explicitly rejects any liability for any direct or indirect damage, in the broadest sense, arising from or related to the use and/or interpretation of this leaflet. All content is copyrighted by Daikin Europe N.V.