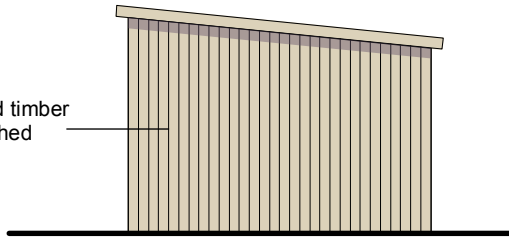
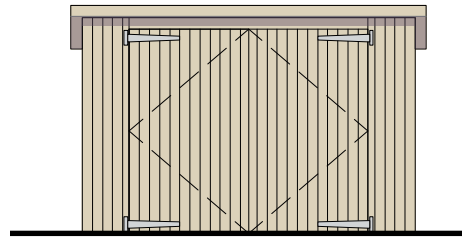


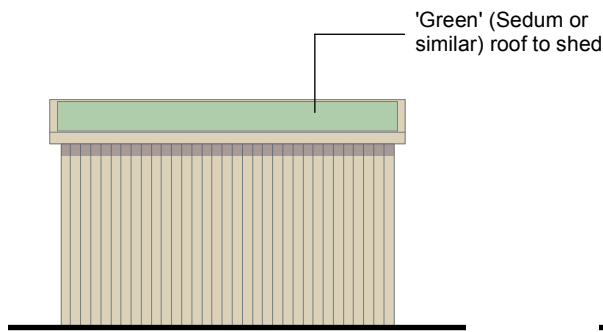
Treated timber
cycle shed



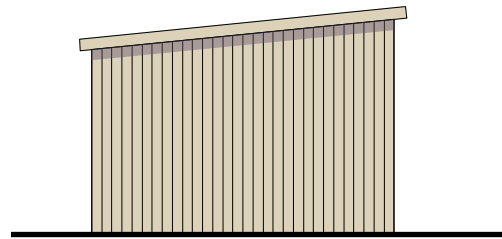
1 South West Elevation
Scale: 1:50



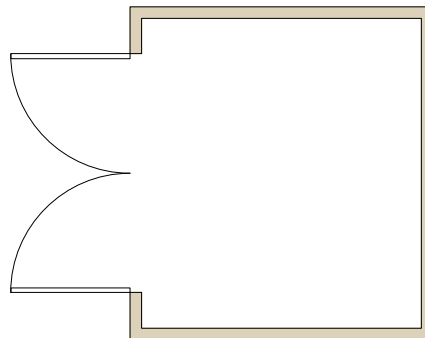
2 North West Elevation
Scale: 1:50



3 South East Elevation
Scale: 1:50



4 North East Elevation
Scale: 1:50



5 Plan
Scale: 1:50

Brightton Bike Sheds
'Slot In' Shed - 5 Cycles



Job Code: PPA2308
Client: Ms M Ager
Job Title: Extensions and Alterations
1 Ponds Lane, Old Marston, Oxford
Drawing Title: Proposed Bike store
Scale: 1:50 @ A4
Drawn By: PJP
Drawing No: PPA2308/P5



ppa
architecture

Bagley Croft • Hinksey Hill • Oxford OX1 5BS
T 01865 792712 • M 07786 432476
info@ppa-architecture.co.uk • www.ppa-architecture.co.uk