

NOTES:
 These drawings are licensed representations for the purposes of planning or client concept stages. They do not form building or construction drawings.
 The designs within this drawing are subject to copyright by Fleming Architects & Partners.
 This drawing to be read in conjunction with accompanying planning documents and/or scheduled specifications.
 All drawings, notes, details and dimensions are to be checked. Any discrepancies are to be reported immediately to Fleming Architects & Partners.
 IF IN DOUBT, ASK!



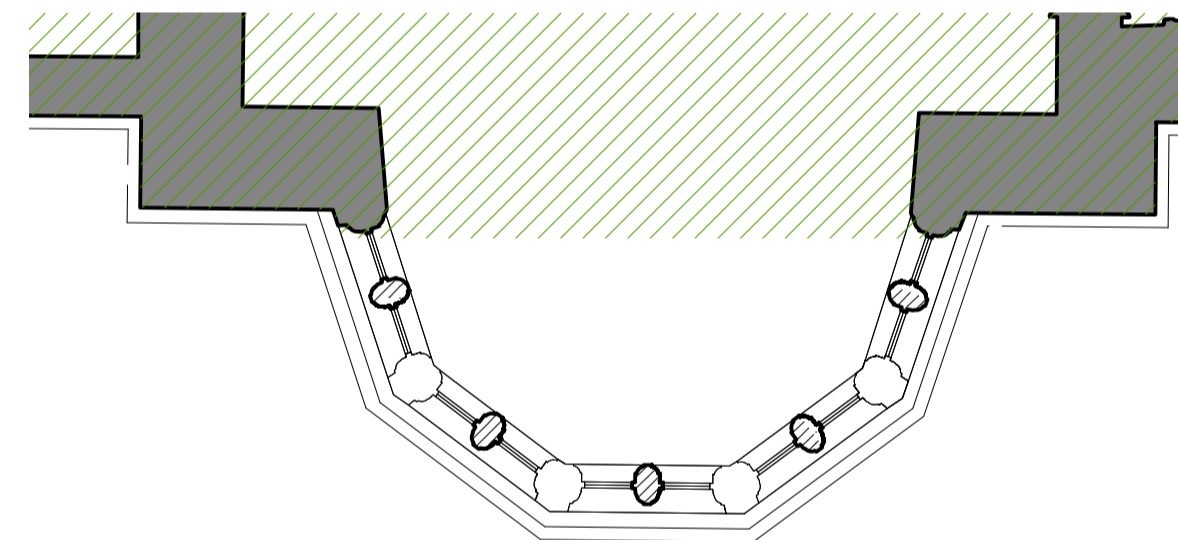
Proposed South Elevation



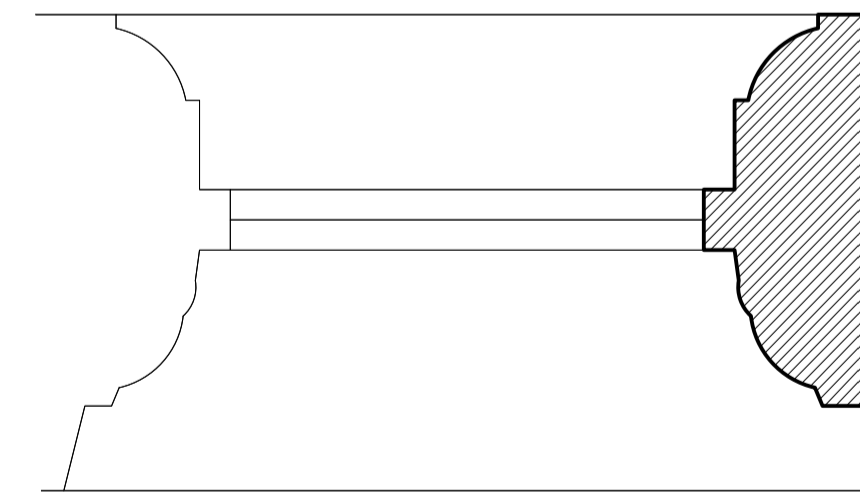
Images from the Henry Taunt Collection held in the Oxfordshire Picture Collection showing Cope Hill House after Lutyens' work.



Existing South Elevation



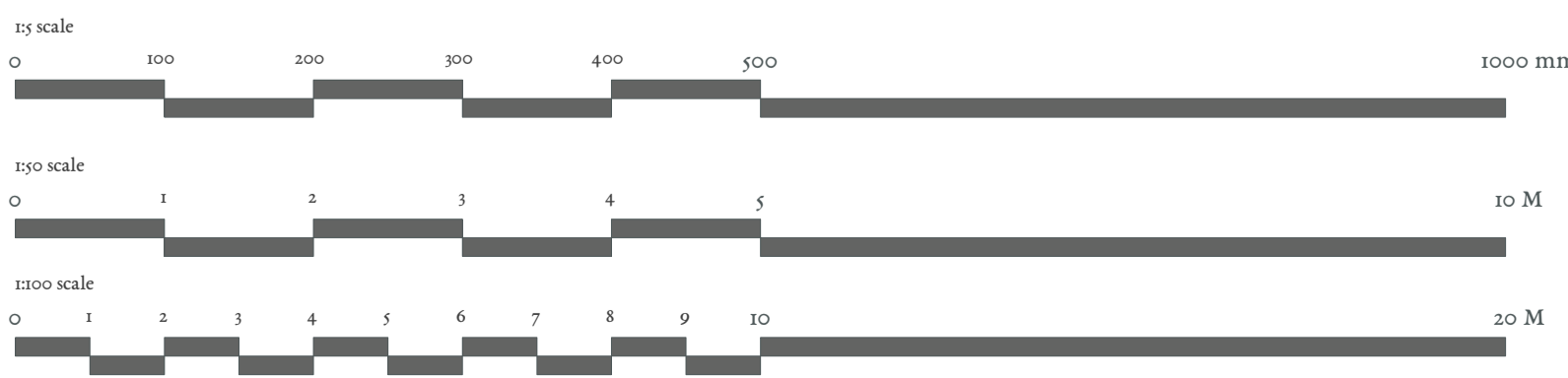
Bay Plan with Proposed Reinstatement of Central Verticals



Exist Lutyens Profile

Proposed Profile to Match

PROPOSED ELEVATIONS COMPARISON



Elements Seeking Consent:

1. Minor changes to external cladding details and minor internal changes to consented extension
2. Reinstatement of Lutyens' Porch (reduced size)
3. Reinstatement of Lutyens' leaded lights to front mullion windows
4. Minor change to parapet detail
5. Reinstatement of stone mullions to Lutyens' bay

rev.	date	description

FLEMING ARCHITECTS & PARTNERS

Loggore Farm Barn
 Turfidean
 Gloucestershire
 GL64 3NY

+44 (0) 1452 860244
 hello@flemingarchitects.co.uk
 www.flemingarchitects.co.uk

Proposed South Elevation Comparison	
title	Cope Hill House
project	Mr and Mrs C Caulkin
client	Refer to Scales
scale	checked
date	Apr 2024
drawn	CF
checked	

396-111 /