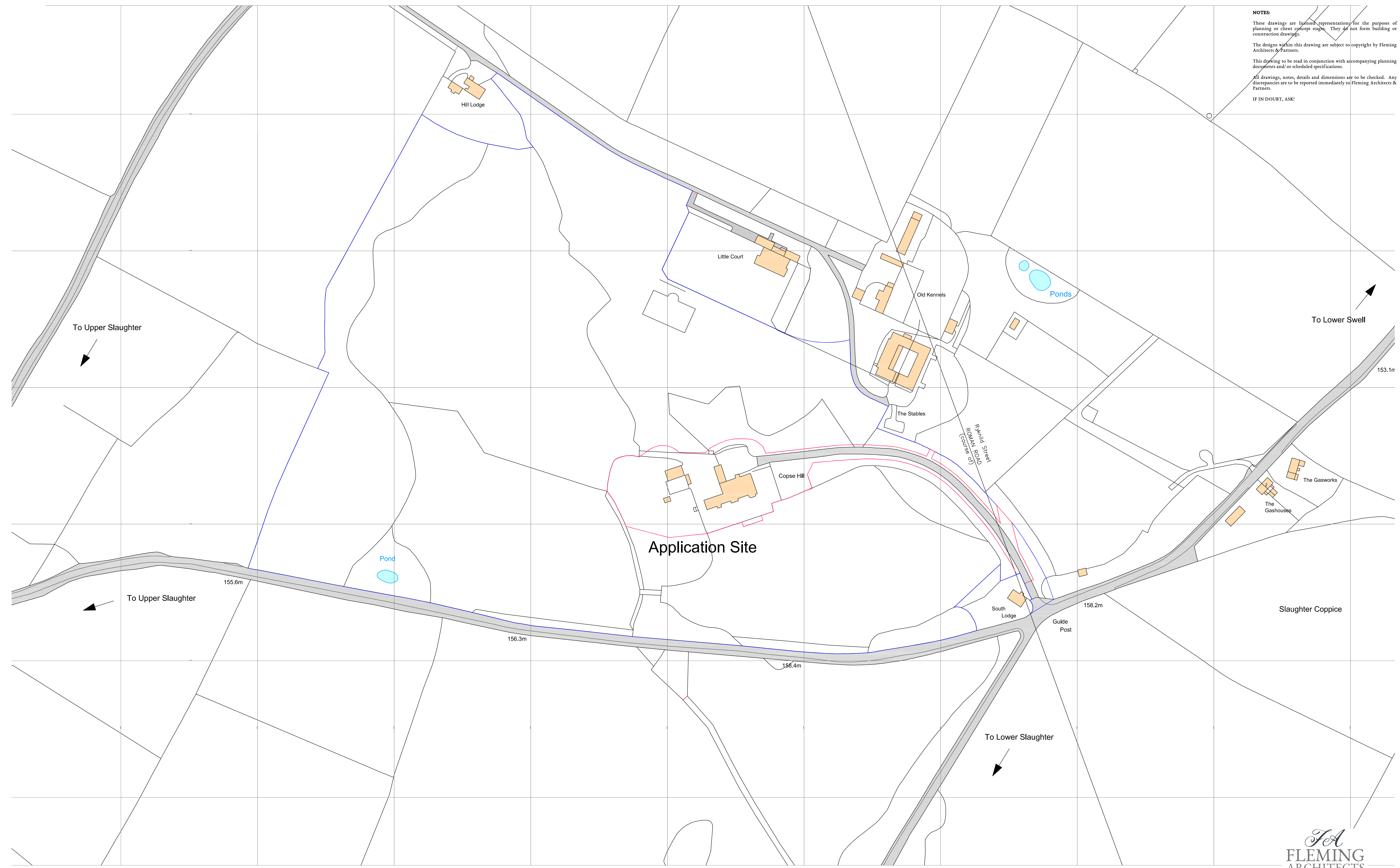


**NOTES:**  
 These drawings are licensed representations for the purposes of planning or client concept stages. They do not form building or construction drawings.  
 The designs within this drawing are subject to copyright by Fleming Architects & Partners.  
 This drawing to be read in conjunction with accompanying planning documents and/or scheduled specifications.  
 All drawings, notes, details and dimensions are to be checked. Any discrepancies are to be reported immediately to Fleming Architects & Partners.  
 IF IN DOUBT, ASK!



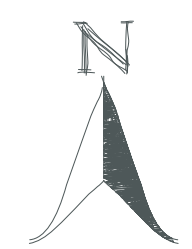
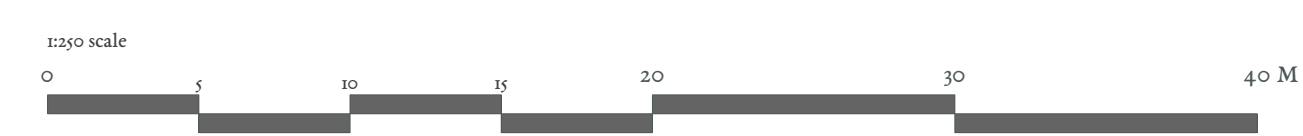
Loggore Farm Barn  
 Tulliden  
 Gloucestershire  
 GL14 3NY

+44 (0) 1452 860244  
 hello@flemingarchitects.co.uk  
 www.flemingarchitects.co.uk

**Site Location Plan**  
 project Copse Hill House date Apr 2024  
 client Mr and Mrs C Caulkin drawn SM  
 scale Refer to Scales checked

396-100 /

**SITE LOCATION PLAN**



rev.	date	description

Survey, (c) Crown Copyright 2021. All rights reserved. Licence number 100022432