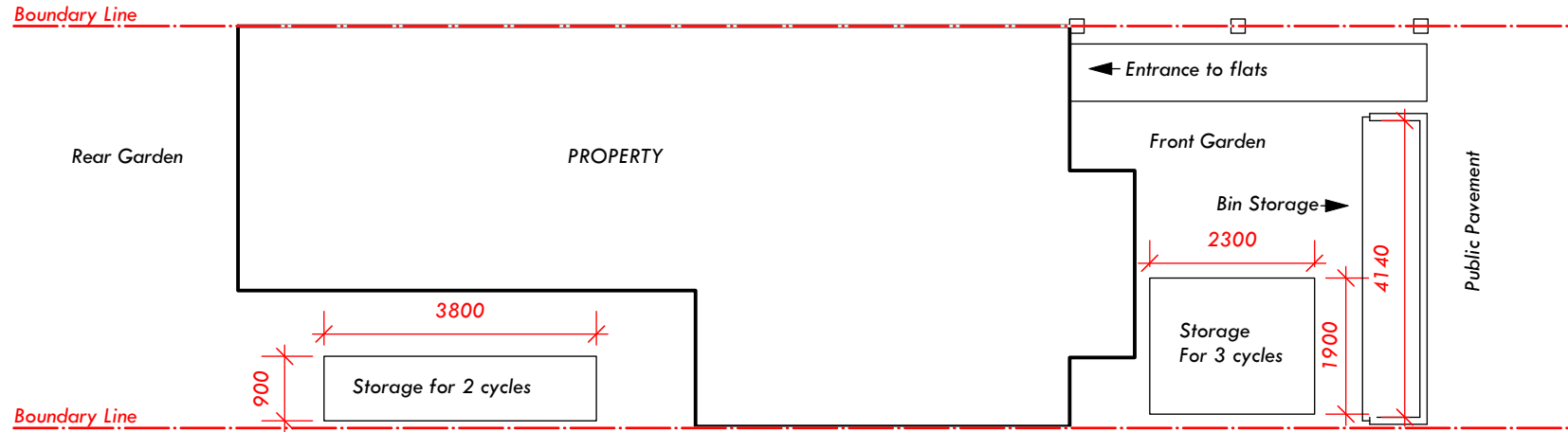
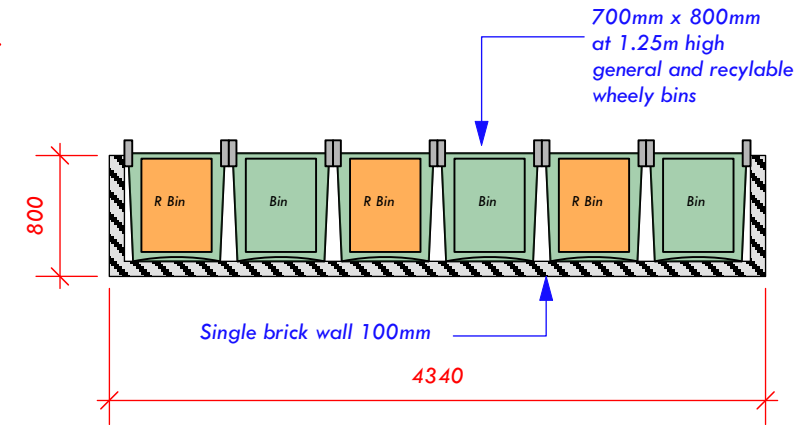


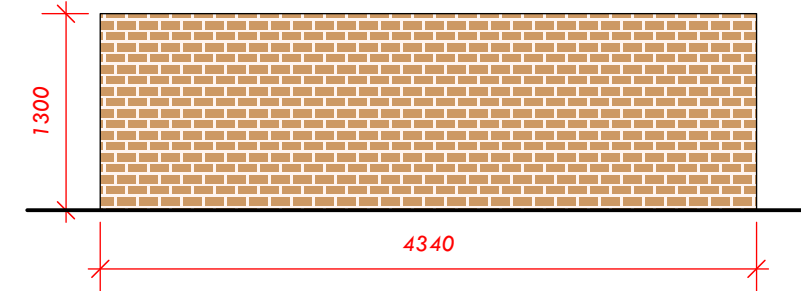
**APPROVED SITE PLAN (LPA REF: 22/03649/FUL)**  
Scale: 1:100



**GENERAL AND RECYCLEABLE WASTE STORAGE PLAN**  
Scale: 1:50

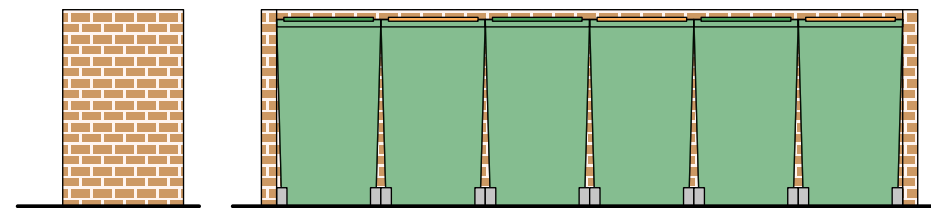


**ELEVATION FACING STREET**  
Scale: 1:50



**FRONT ELEVATION**  
Scale: 1:50

**SIDE ELEVATION**  
Scale: 1:50




**IN ACCORDANCE TO THE LONDON PLAN, PARKING ADDENDUM TO CHAPTER 6 - CYCLE PARKING:  
ONE-BEDROOM UNIT MUST PROVIDE AT LEAST 1 CYCLE STORAGE SPACES  
TWO-BEDROOM UNITS MUST PROVIDE AT LEAST TWO CYCLE STORAGE**

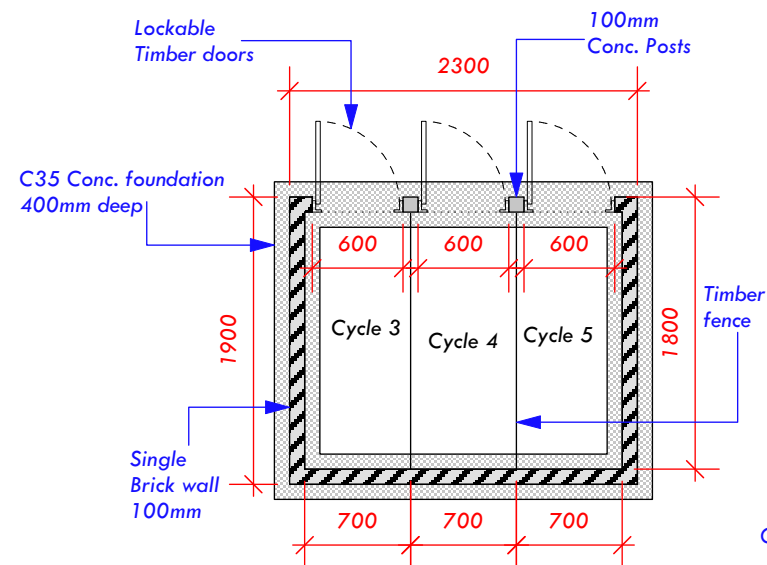
**TO PARK AND SECURE THE CYCLE THE SPACE OF 1800mm IN LENGTH, 700mm IN WIDTH AND  
1100mm IN HEIGHT MUST BE PROVIDED FOR EACH CYCLE**

**DETAILS OF CYCLE STORAGE UNITS**

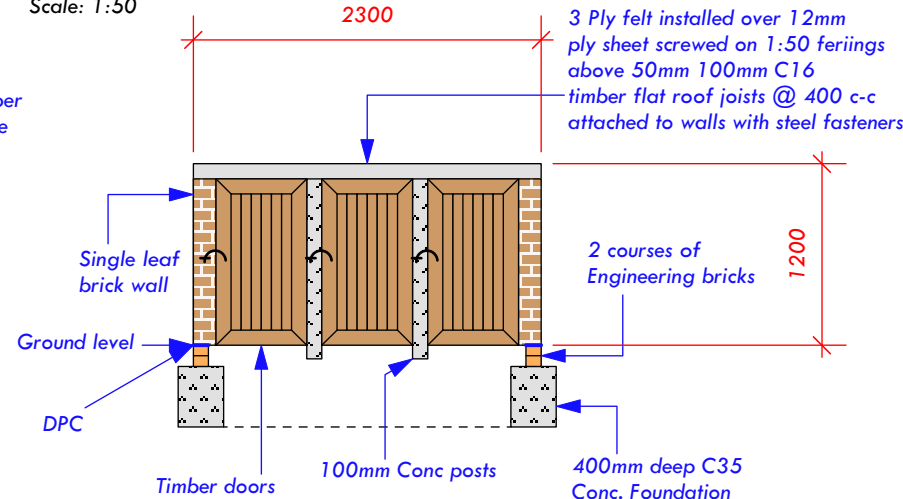
**SIDE ELEVATION**  
Scale: 1:50



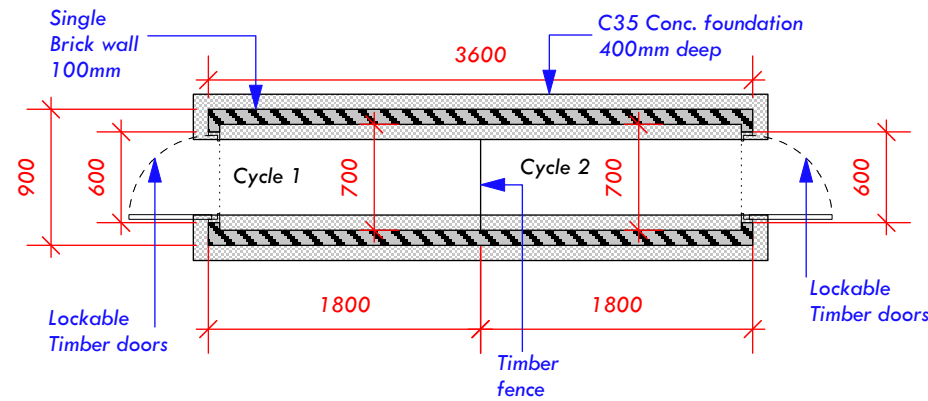
**FRONT OF PROPERTY CYCLE STORAGE PLAN**  
Scale: 1:50



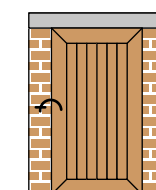
**FRONT ELEVATION**  
Scale: 1:50




**REAR OF PROPERTY CYCLE STORAGE PLAN**  
Scale: 1:50



**SIDE ELEVATION**  
Scale: 1:50



**FRONT & REAR ELEVATION**  
Scale: 1:50



**Waste & Cycle Plan**  
Drawing No.: 01 of 01

Please note that before building works Commences; it is the responsibility of builders or owner to serve party wall notices to all neighbours.

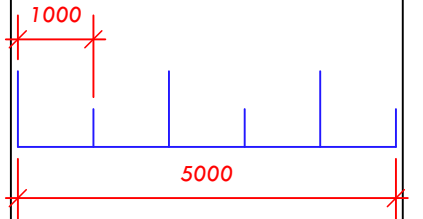
Dimensions All dimensions to be checked on site. Contractor to check site thoroughly before work starts and report any discrepancies.

Dimensions stated are for guidance only. Contractor to verify all boundary positions and dimensions on site prior to commencing any work, making workshop drawings or buying any materials.

Note: simple dimension check of the site has been conducted in order to prepare this scale drawing. Proposed designs have been provided by the client and final designs on this drawing have been approved by the client.

No site supervision is implied or undertaken unless otherwise separately arranged. The drawing does not indicate the extent of any excavation works and the contractor is to determine this prior to submitting a quotation for the works or commencing any works.

The drawing does not indicate or imply the structural condition of the existing property. The drawings have been prepared for assistance in the preparation of details for planning and building regulations purposes only. No check dimensions have been taken.



**Stylish**  
Interiors & Architecture

020 8552 3999 07947444103  
info@style-ish.org.uk

Project: 5 Palmerston Cres. N13 4UE
Drawing Title: Waste & Cycle Plan
Drawing Number: 01 of 01
Scale: 1:100 & 1:50 @A3
Date: 03/12/2023
Client: Mr. Jason Haree



www.style-ish.org.uk