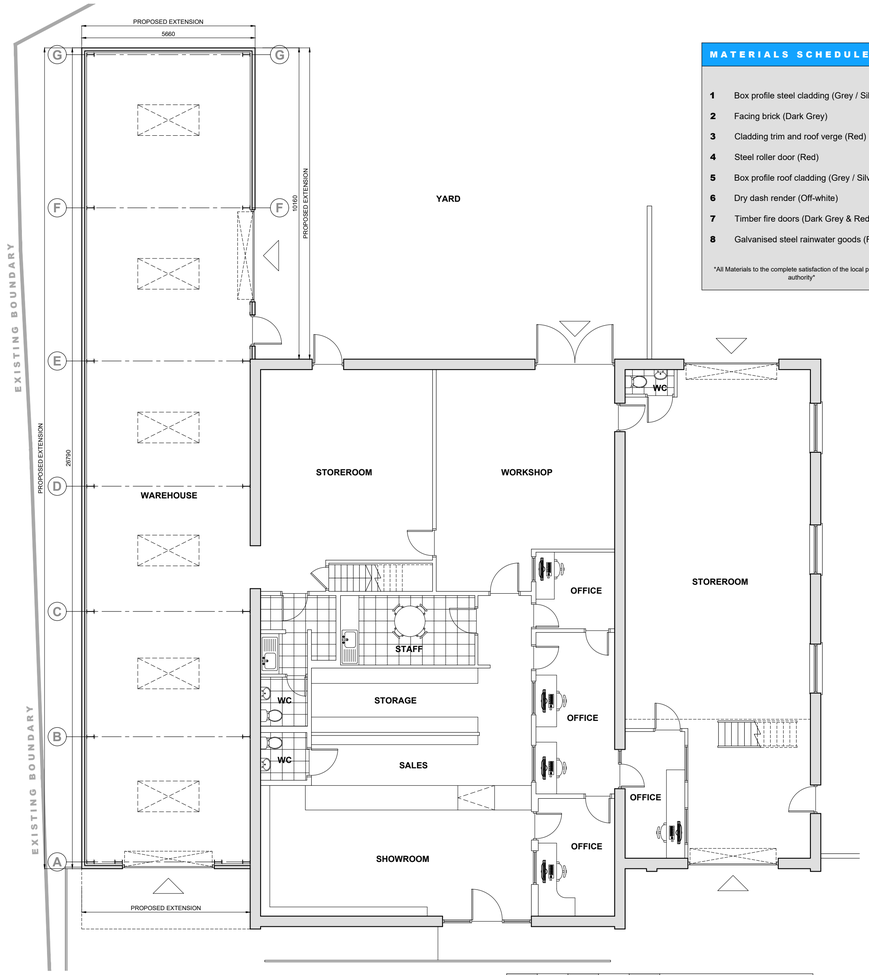

0 1 2 3 4 5 10

PROPOSED FLOOR PLAN
1:100

MATERIALS SCHEDULE

1	Box profile steel cladding (Grey / Silver)
2	Facing brick (Dark Grey)
3	Cladding trim and roof verge (Red)
4	Steel roller door (Red)
5	Box profile roof cladding (Grey / Silver)
6	Dry dash render (Off-white)
7	Timber fire doors (Dark Grey & Red)
8	Galvanised steel rainwater goods (Red)

All Materials to the complete satisfaction of the local planning authority

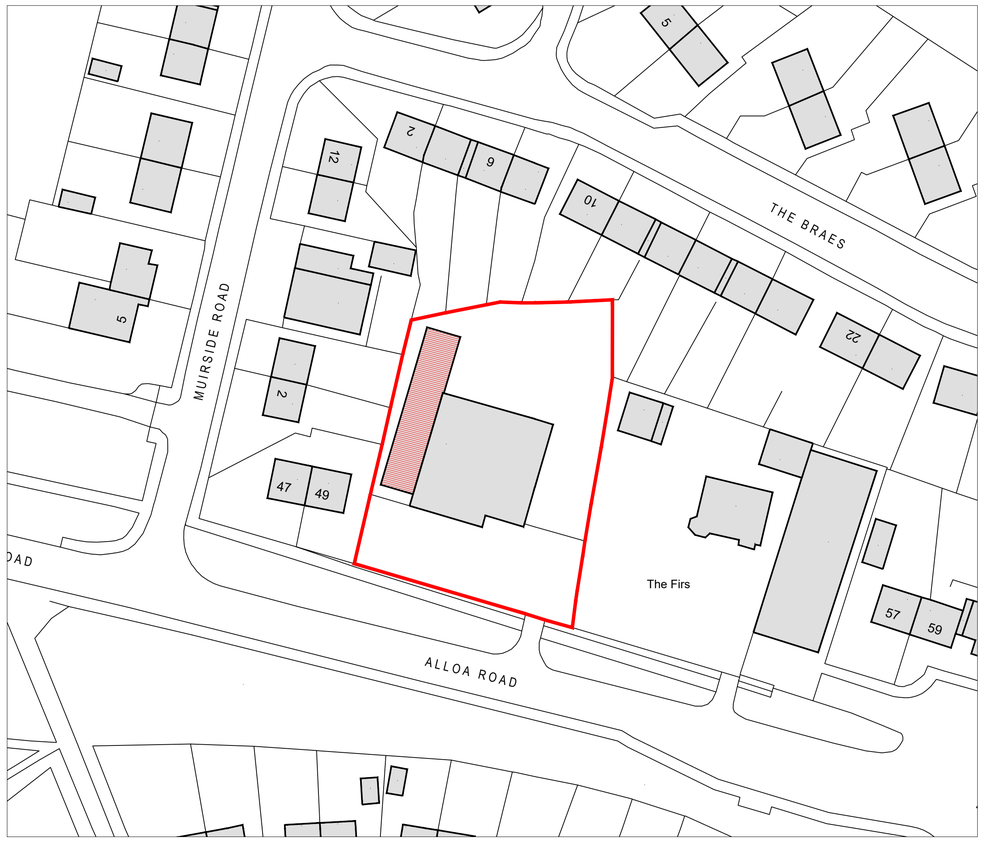

0 5 10 20 30 50

BLOCK PLAN
1:500

0 1 2 3 4 5 10

PROPOSED FRONT (SOUTH) ELEVATION
1:100

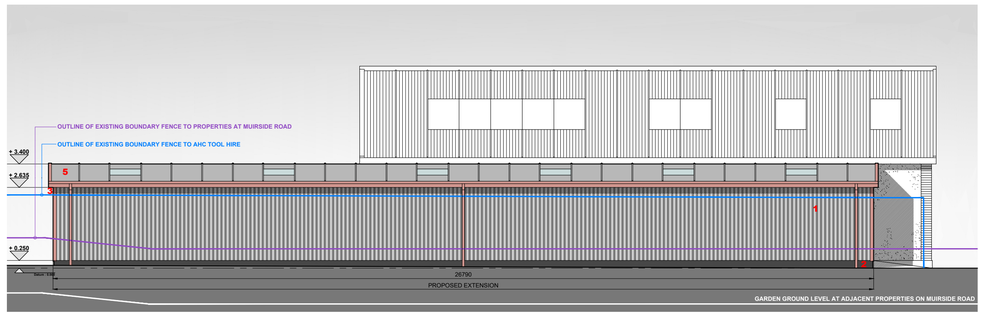

0 1 2 3 4 5 10

PROPOSED SIDE (WEST) ELEVATION
1:100

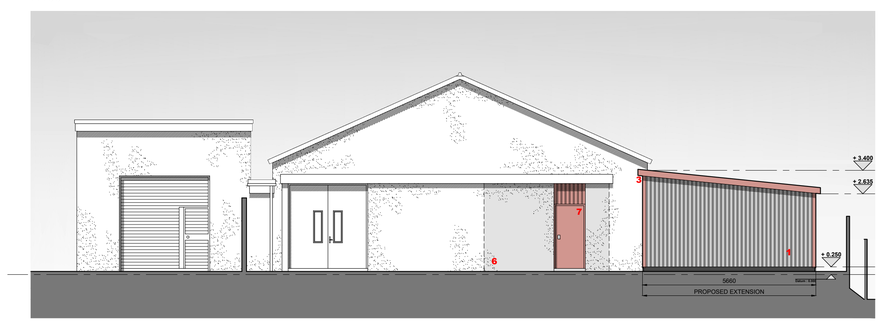

0 1 2 3 4 5 10

PROPOSED REAR (NORTH) ELEVATION
1:100

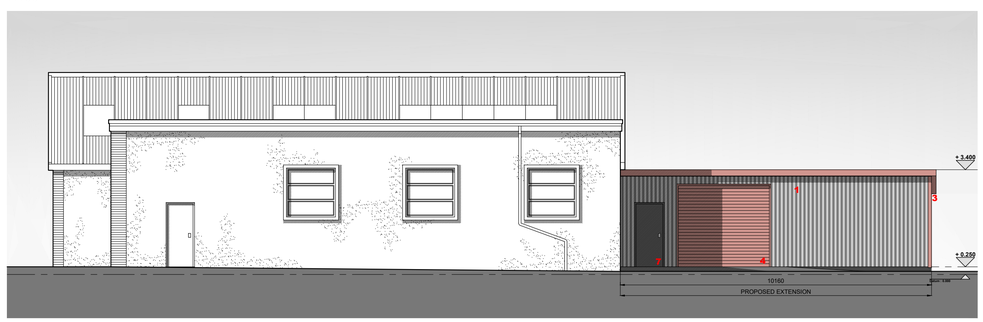

0 1 2 3 4 5 10

PROPOSED SIDE (EAST) ELEVATION
1:100

Notes

1. The copyright of this drawings and it's content is reserved by machin dunn + macfarlane and is protected by the Copyrights Acts (Section 47, 1988). This material can be used for consultation purposes only and it is issued with the caveat that it is not copied or disclosed to any third party, either wholly or in part, without the written permission of machin dunn + macfarlane.

2. All dimensions to be checked on site prior to ordering materials

3. Drawings should be read in conjunction with all structural and services engineer drawings and specifications

Revisions	Date

STATUS

PLANNING APPLICATION

machin dunn + macfarlane
architecture and design

T : +44 (0)1259 212962
E : enquiries@mdm-architecture.co.uk
W : www.mdm-architecture.co.uk

11 Bank Street + Alloa + Clackmannanshire + FK10 1HP

PROJECT

Proposed Alterations & Extension to AHC Tool Hire, 51 Alloa Road Tullibody, Alloa, FK10 2TR

DRAWING TITLE

Proposed Floor Plan & Elevations

CLIENT

Alloa Hire Centre Ltd

SCALE *As Noted @ A1*	DATE *241 April 2024*
DRG NO. *2313/PL/1.02*	