Energy Centre Notes

For Mechanical Notes & Legends refer to drawing drgs:

- 6432-M-Z-M-000-50-900
- 6432-M-Z-M-000-50-901

For Energy Centre schematic, refer to drg:

- 6432-M-Z-M-900-56-700

For District Heating Plantroom Layout - ASHP - Block A Roof refer to drg:

- 6432-M-A-16-100-56-100

For District Heating Riser Schematics refer to drgs:

- 6432-M-A-M-700-56-700
- 6432-M-A-M-700-56-701
- 6432-M-BC-M-700-56-702
- 6432-M-DE-M-700-56-703
- 6432-M-FG-M-700-56-704

For District Heating Plant & Equipment refer to schedule:

- 6432-M-A-ZZ-600-07-130

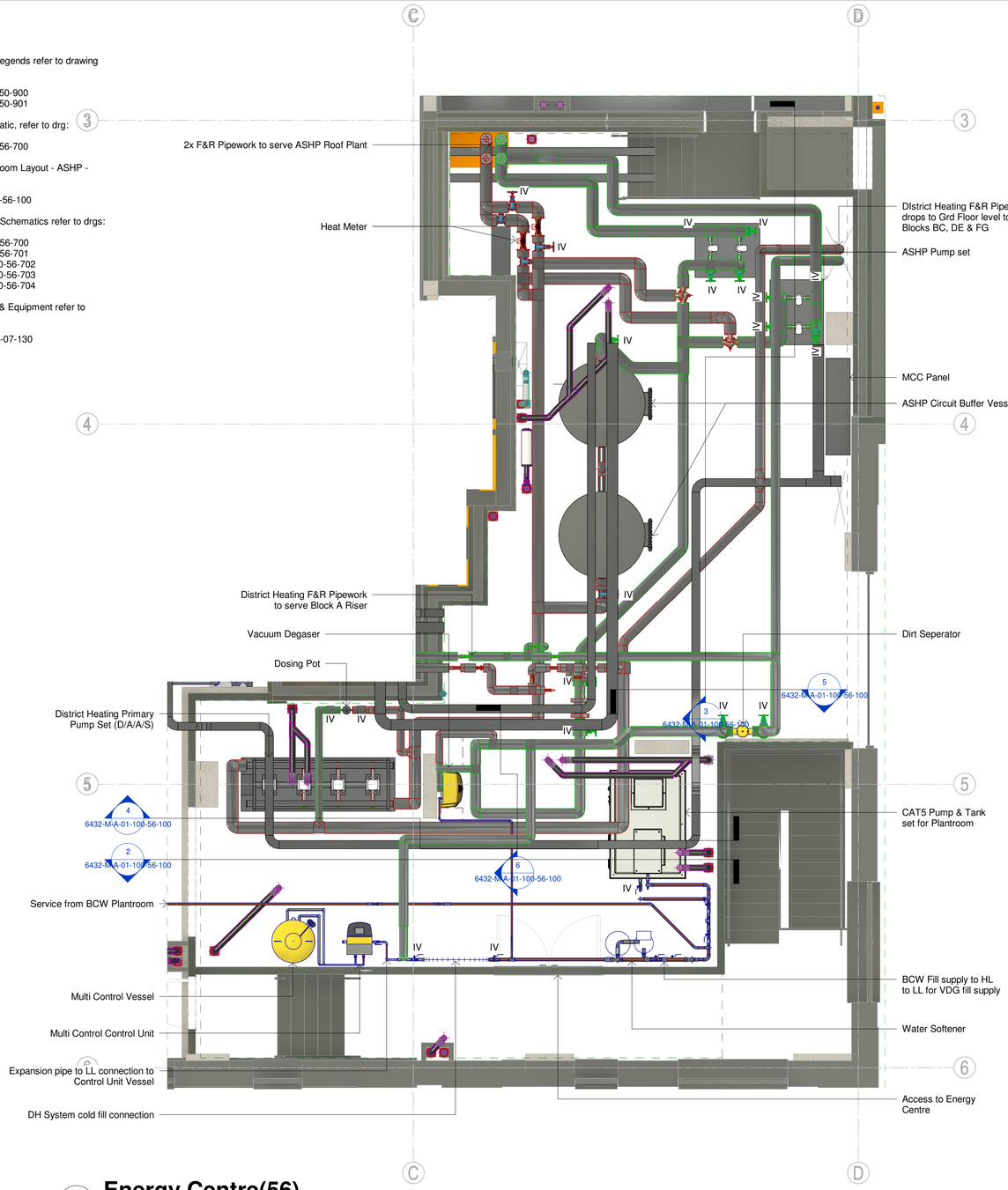

1 **Energy Centre(56)**
1 : 50

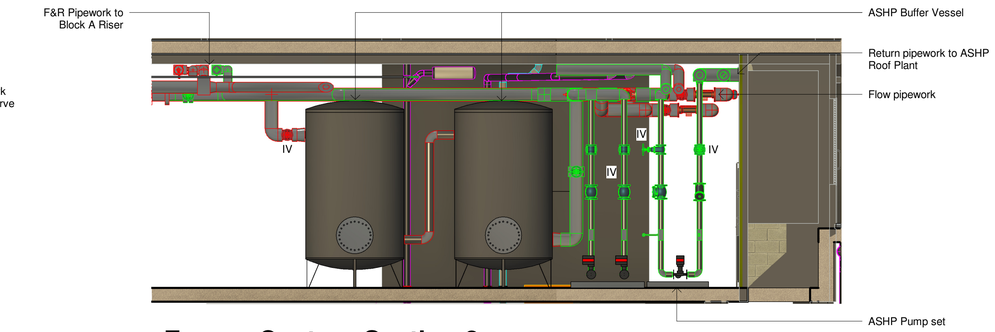

3 **Energy Centre - Section 2**
1 : 50

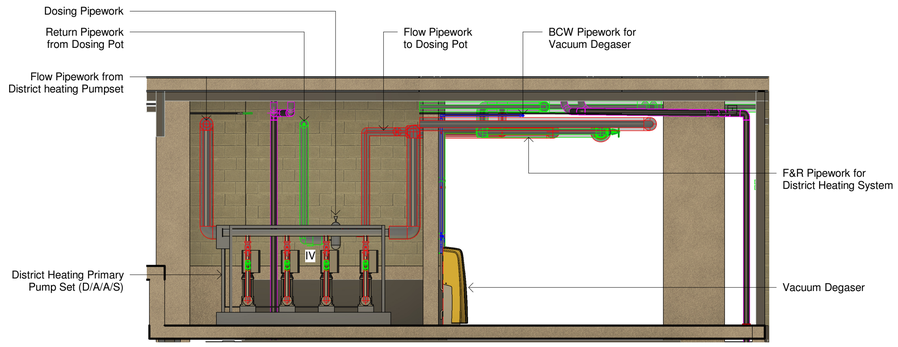

4 **Energy Centre - Section 3**
1 : 50

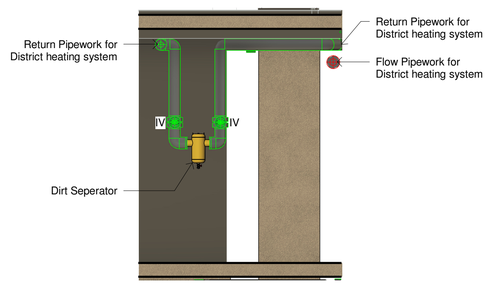

5 **Energy Centre - Section 4**
1 : 50

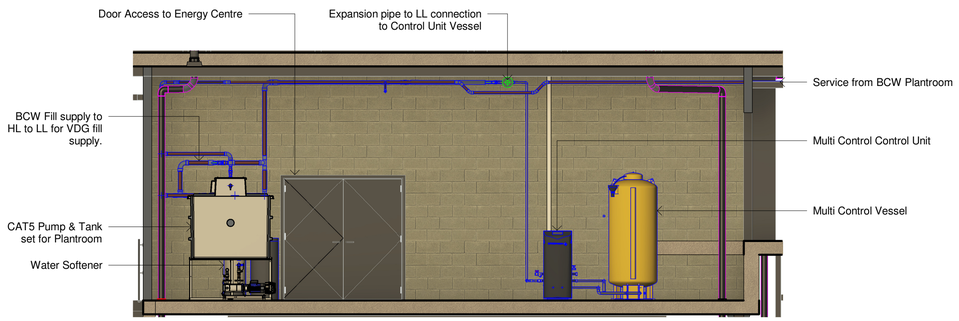

2 **Energy Centre - Section 1**
1 : 50

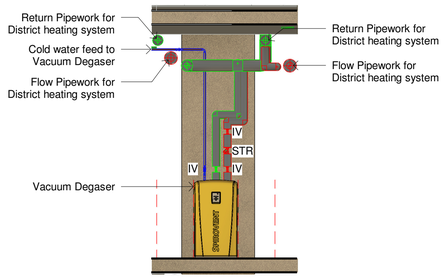

6 **Energy Centre - Section 5**
1 : 50

Sheet Notes:

This drawing is the property of Designbrook Ltd and as such may not be copied or communicated to a third party without written authorisation.

This drawing conveys design intent and is provided to assist the contractor in the development of their working drawings. THE CONTRACTOR SHALL NOT INSTALL TO THIS DRAWING.

PLEASE DO NOT SCALE FROM THIS DRAWING.

Safety, Health and environmental information unusual significant hazards

It is assumed that all works will be carried out by a competent contractor working, where appropriate, to an approved method statement, in addition to the hazards/risks normally associated with the type of work detailed on this drawing note the following:

Construction

1. Working at high height to install all new high level services shall be managed safely, using the correct equipment.
2. During the creation of new builderswork holes for cables to pass through workers should be using the correct PPE equipment.
3. The use of portable tools should be done through 110V supplies only

Maintenance/cleaning

1. The installation of MEPH equipment has been coordinated during the design stage to ease maintenance and avoid unnecessary risks.

Operation

1. There are no unusual operation risk identified.

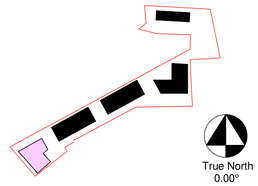

Block A - Key Plan

REVISION	DRAWN BY	CHECKED BY	DATE	DESCRIPTION
C1	SJL	AE	13/04/23	Construction Issue
T3	JE	AE	28/09/22	Updated to latest ER's recieved & comments from design team
T2	SJL	AE	10/08/22	Updated to suit split ASHP circuit
T1	SJL	AE	15/06/22	T1 Issue

CLIENT

LONDON SQUARE
HEAD OFFICE,
ONE YORK ROAD,
UXBRIDGE,
UB8 1RN
WWW.LONDONSQUARE.CO.UK

Designbrook Ltd,
Unit J2, The Granary,
Bridge Farm,
Reading Road,
Arborfield,
Berkshire, RG2 9HT
Tel: 0118 9 773 011
E-mail:admin@designbrook.co.uk

PROJECT TITLE
The Hyde, Colindale, Phase 1

DRAWING ISSUE
Construction Issue

DRAWING TITLE
Communal Heating Energy Centre Layout

SCALE 1:50@A1
DRAWN SJL
DATE 14/06/2022
CHECKED AF
DBR Project No. J6432

Identification
Drawing Number 6432-M-A-01-100-56-100
Sheet Number
Rev. C1

N

0 5 10 m

This may be a reduced size print. Check scale in titleblock.