

Notes:-

- This drawing shall be read in conjunction with all other drawings and specifications relating to this project.
- The electrical installation is to be installed in accordance with the 18th edition of BS7671.
- Lighting shall be fed from feeder pillar distribution boards as indicated on this drawing.
- Lighting distribution board to be controlled via external photocell and timeclock
- External lighting cabling to be run on suitable containment within lower ground carpark below. Once cable has entered podium ground makeup, each light fittings shall be wired in SWA cable routed through the soft dig areas where possible and covered with sand and marker tape.
- Lighting shall be wired in 2.5mm<sup>2</sup> SWA/PVC/LSF unless identified on this layout.
- Where services are installed in close proximity to trees, these shall be protected by the provision of roots barriers approved by the specialist contractor.
- All cabling to be covered with suitable marker tape.
- Final location of Feeder Pillars to be agreed with exterior architect.
- Each lighting column shall be provided with a Lucy Titan2 double pole lighting column cut-out.

Legend:

- CL-A Column Luminaire A - DW Windsor - Davtona 12 LED 4k C2 - Black Shield 250mA
- CL-B Column Luminaire B - DW Windsor - Davtona 12 LED 4k A1 - Black Shield 300mA
- BL Brick Light - DW Windsor - Kova Surface 4k LED
- WL Wall Light - DW Windsor - Sandy Small - 40 LED 20W 4000K
- Black Rigid Duct (Sizes as indicated on the drawing)
- Surface Mounted Steel Conduit
- External Feeder Pillar to house incoming electric cutout, meter & distribution board for both EVC & External Lighting
- Cable Draw Pit



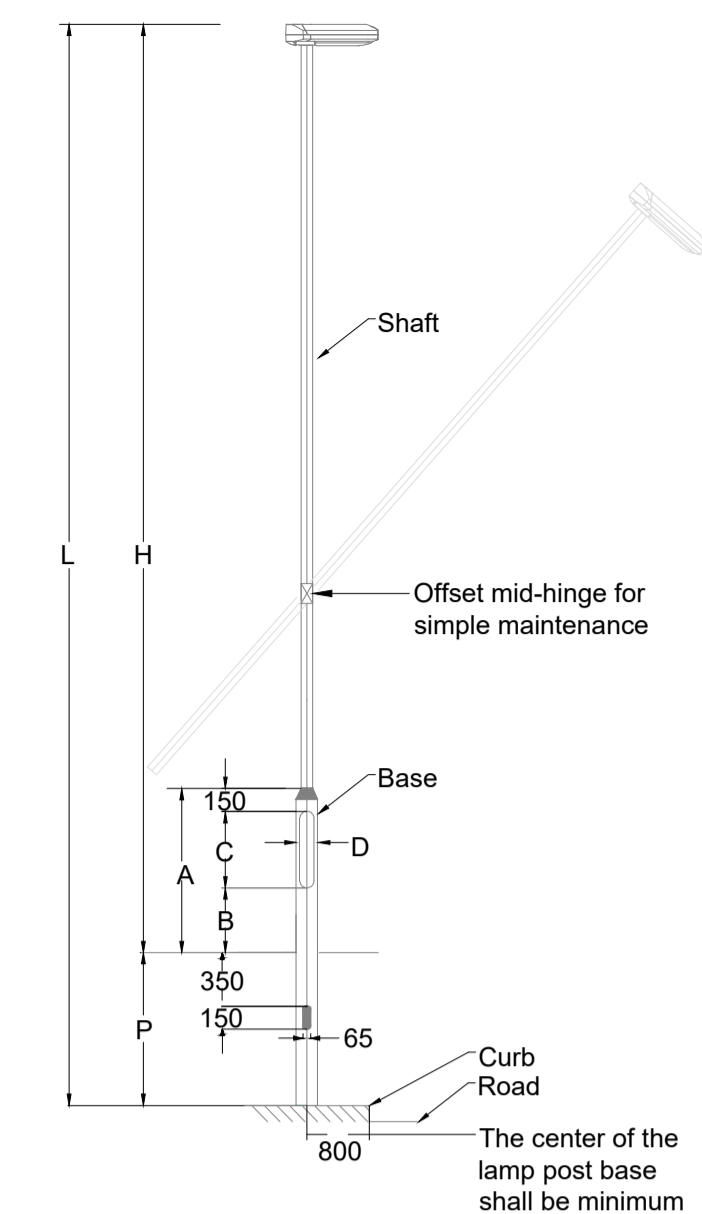
5 DW Windsor - Daytona (CL-A & CL-B)  
Scale: NTS



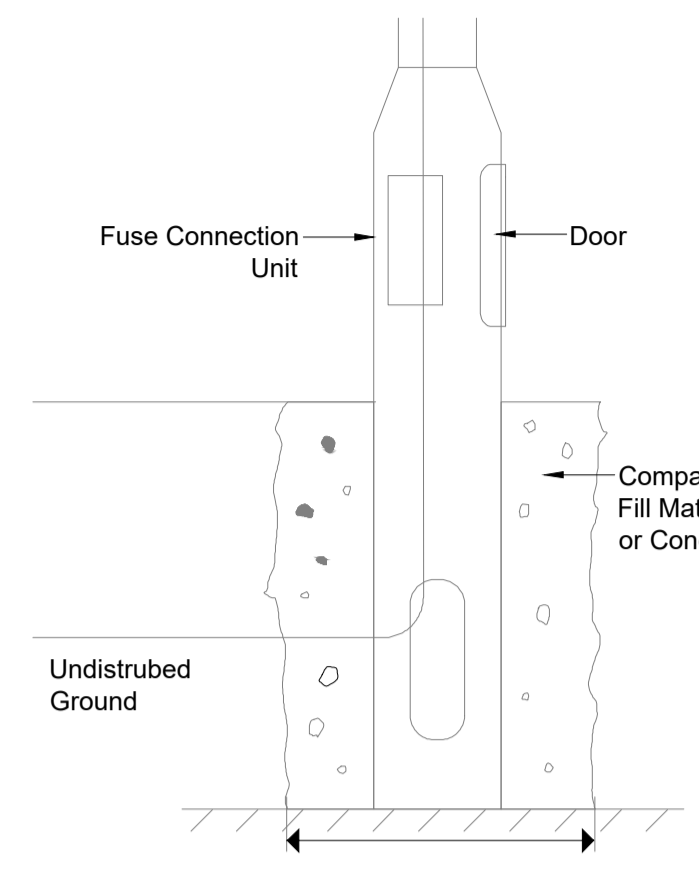
7 DW Windsor - Kova Surface (BL)  
Scale: NTS



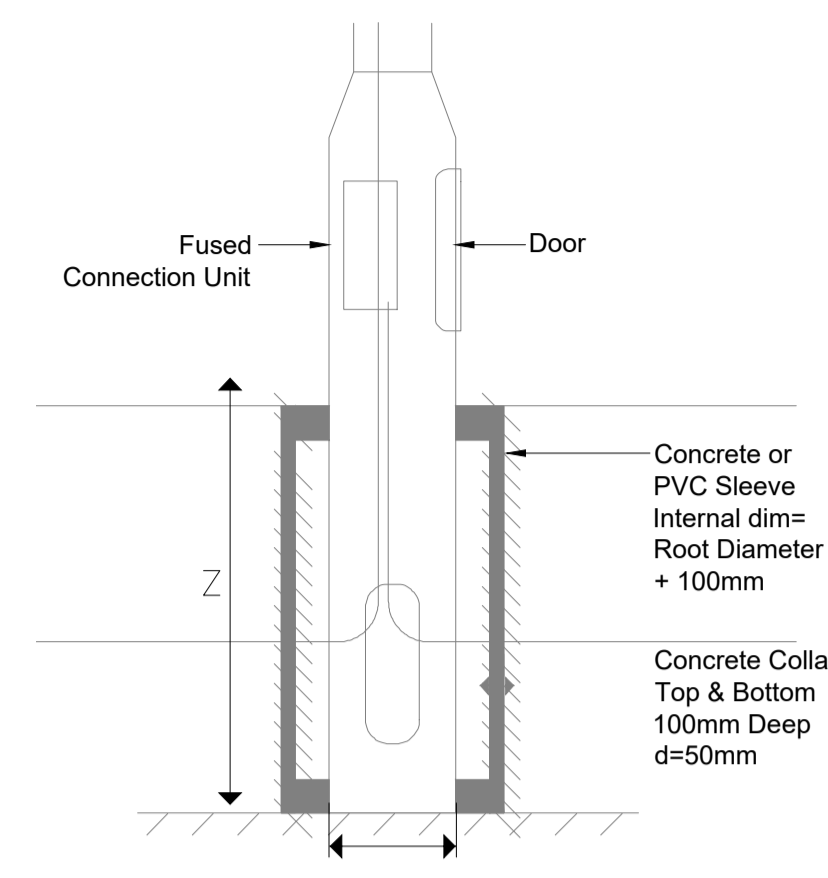
6 DW Windsor - Sandy Small (WL)  
Scale: NTS



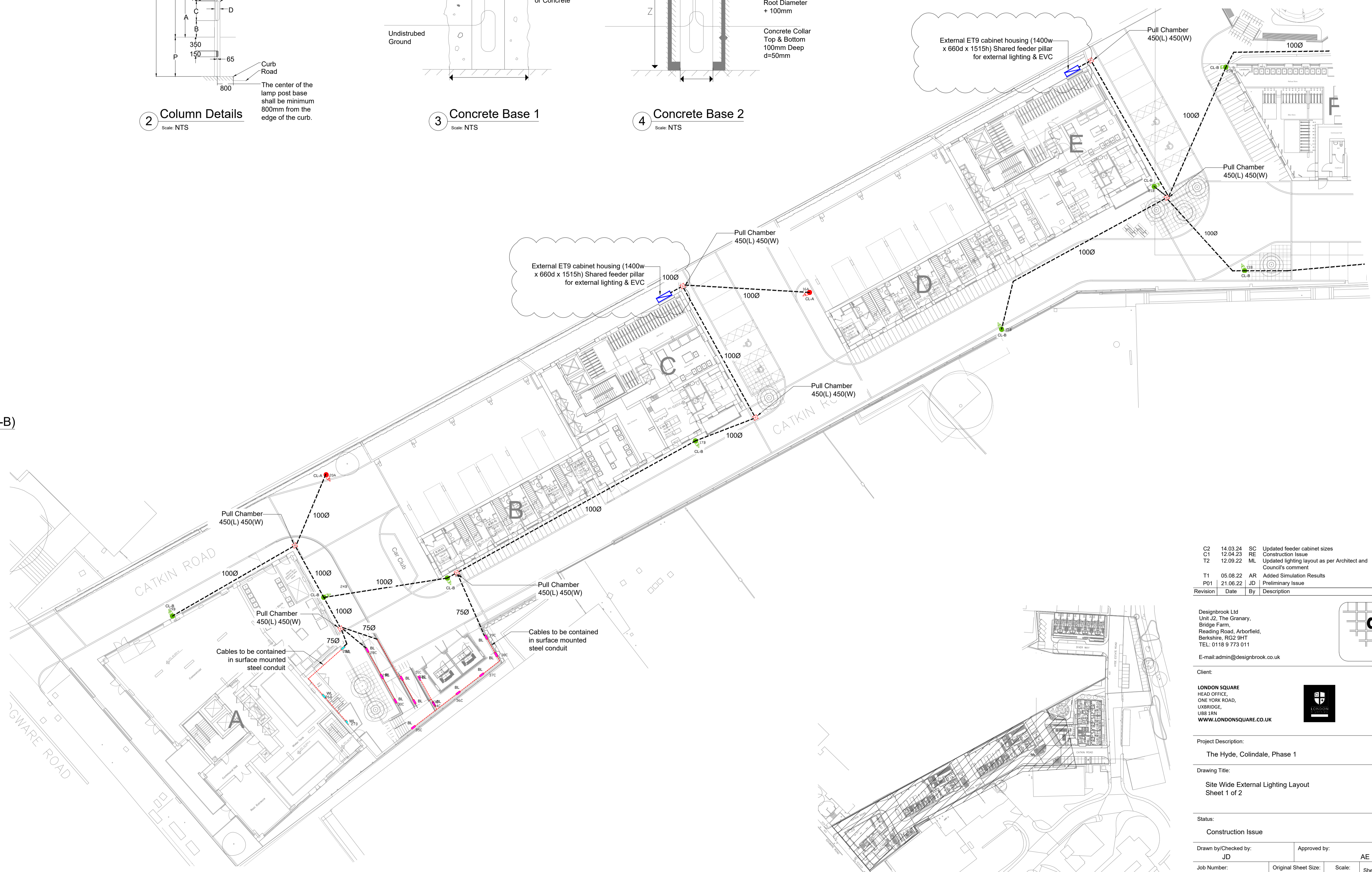
2 Column Details  
Scale: NTS



3 Concrete Base 1  
Scale: NTS



4 Concrete Base 2  
Scale: NTS



1 The Hyde - External Lighting (Sheet 1 of 2)  
Scale: 1 : 250

8 The Hyde - Site Plan  
Scale: NTS

Notes:-  
This drawing is the property of Designbrook Ltd and as such may not be copied or communicated to a third party without written authorisation.  
This drawing conveys design intent and is provided to assist the contractor in the development of their working drawings.  
**THE CONTRACTOR SHALL NOT INSTALL TO THIS DRAWING.**  
Please do not scale from this drawing.

CDM Regulations

Revision	Date	By	Description
C2	14.03.24	SC	Updated feeder cabinet sizes
C1	12.04.23	RE	Construction Issue
T2	12.09.22	ML	Updated lighting layout as per Architect and Council's comment
T1	05.08.22	AR	Added Simulation Results
P01	21.06.22	JD	Preliminary Issue

Designbrook Ltd  
Unit J2, The Granary,  
Bridge Farm,  
Reading Road, Arborfield,  
Berkshire, RG2 9HT  
TEL: 0118 9 773 011  
E-mail: admin@designbrook.co.uk

Client:  
**LONDON SQUARE**  
HEAD OFFICE,  
ONE YORK ROAD,  
UXBRIDGE,  
UB8 1RN  
[WWW.LONDONSQUARE.CO.UK](http://WWW.LONDONSQUARE.CO.UK)

Project Description:  
**The Hyde, Colindale, Phase 1**

Drawing Title:  
**Site Wide External Lighting Layout  
Sheet 1 of 2**

Status: Construction Issue			
Drawn/Checked by: JD	Approved by: AE		
Job Number: 6432	Original Sheet Size: A1	Scale: 1:250	Sheet: Of: 2
Drawing number: 6432-E-Z-GF-100-63-200-01			Rev: C2