
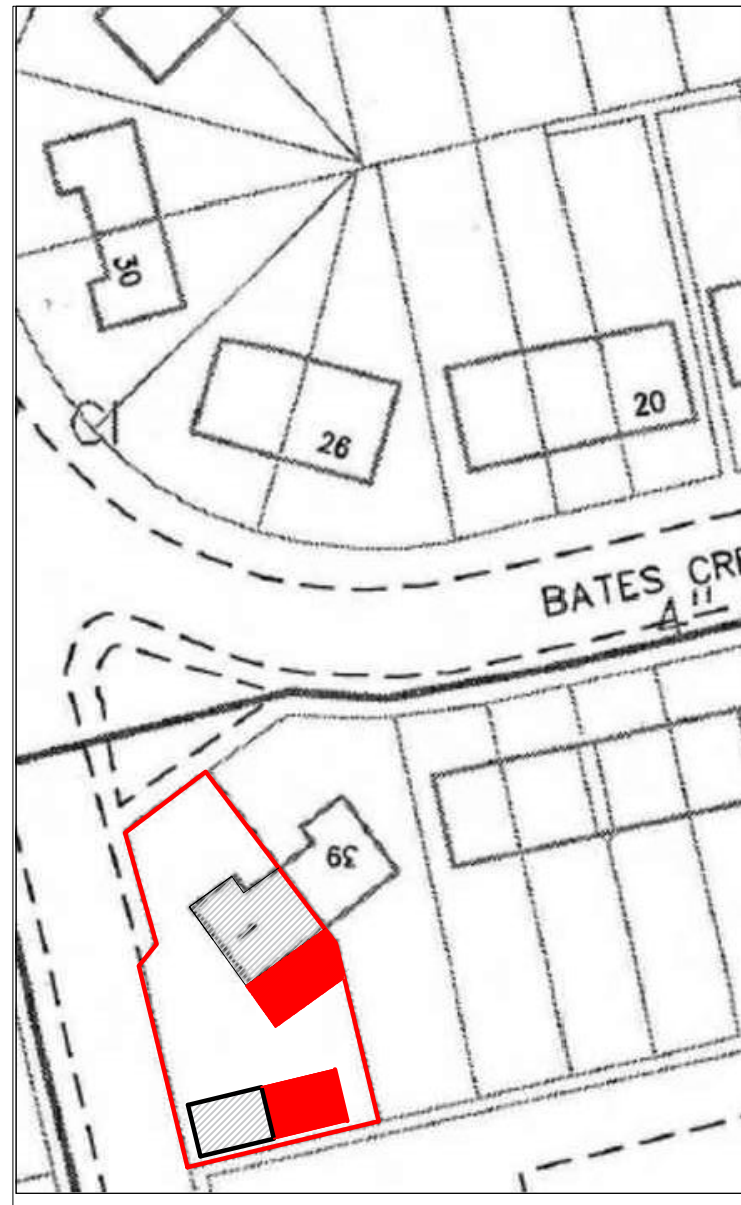



Block Plan - Scale: 1:500  Existing



Block Plan - Scale: 1:500  PROPOSED

**GENERAL NOTES**

1. DO NOT SCALE THIS DRAWING IN EITHER PAPER OR DIGITAL FORM. USE FIGURED DIMENSIONS ONLY TO CHECK DRAWING HAS BEEN PRINTED TO THE INTENDED SCALE. THE BAR BELOW SHOULD BE 50mm. LONG AT A1 OR 25mm. LONG AT A3.
2. THE STRUCTURAL SPECIFICATION WITHIN THIS DOCUMENT IS TO BE READ IN CONJUNCTION WITH ALL RELEVANT ARCHITECTURAL DRAWINGS, THE STANDARD NOTES THAT ARE CONTAINED ON THE DRAWINGS AND ANY OTHER RELEVANT PROJECT INFORMATION.
3. THE DRAWINGS WITHIN THIS DOCUMENT ARE INDICATIVE ONLY, AND REPRESENT DESIGN INTENT ONLY. NO DIMENSIONS ARE TO BE SCALED FROM DRAWINGS CONTAINED WITHIN THIS DOCUMENT. REFER TO THE ARCHITECTURAL DRAWINGS FOR ALL DIMENSIONS. ALL DIMENSIONS SHOULD BE CHECKED ON SITE BY THE CONTRACTOR BEFORE FABRICATION AND ORDERING OF MATERIALS.
4. UNLESS NOTED OTHERWISE, ALL DIMENSIONS ARE IN MILLIMETRES AND ALL LEVELS ARE IN METRES FROM THE SITE DATUM.
5. THE INFORMATION WITHIN THIS DOCUMENT CANNOT BE GUARANTEED AS DIMENSIONALLY EXACT. FIGURED DIMENSIONS MUST BE USED FOR SETTING OUT AND DETAILING.
6. THE CONTRACTOR IS RESPONSIBLE FOR THE DESIGN OF ALL TEMPORARY WORKS, AND IS ALSO RESPONSIBLE FOR THE SAFE MAINTENANCE AND STABILITY OF THE EXISTING BUILDING/S AT ALL TIMES.
7. ALL PARTY WALL AWARDS ARE ENTIRELY THE RESPONSIBILITY OF THE CLIENT

ARANSTRUCT  
Construction Consultancy

mehran@aranstruct.com

Project

1 William's Trrace,  
Coroydon,  
CR0 4HZ

Title

Existing and Proposed Block Plan

Drawing No

RA/CR/PR/12

Eng	Scale	Check	Rev
			0