




### LANDSCAPING & BOUNDARIES

-  1.5m high Privet hedge
-  1.8m Close Boarded Timber Fence
-  1.2m Close Boarded Timber Fence
-  1.2m Post & Wire Fence

### HEDGE PLANTING

Hedge to be planted in double lines as follows:

- All bare root stock shall be planted between December and March inclusive.
- Plant at 6 plants per linear metre in double staggered rows 300mm apart.
- Bare root plants to be used, 400-600mm in height.
- All transplants should be planted within one week of delivery and should be stored and handled appropriately during this time.
- No plant roots shall be allowed to dry out.
- Bare root plants should be planted to the correct depth, to correspond to the soil mark on the main stems.
- After planting, a coarse grade bark mulch should be evenly spread to a minimum depth of 80mm, to allow for 5% settlement. The mulch shall be pest, disease and weed free and a pH of between 7.5 and 8.5.
- Rabbit protection for native stock planting should be considered if rabbit population is found to be present on site.

Recommended maintenance to include the following operations:

- Hand weed planting beds
- Re-firm plant stock as necessary
- Adjust stakes and ties as necessary
- Prune plant stock as required to encourage good form
- Check all plant stock for signs of pests, disease, death and damage
- Check tree planting pits for signs of waterlogging
- Monitor soil conditions
- Trim hedges outside of the bird nesting season in late February.

Plant stock should receive sufficient quantities of water during the growing season between April and September for the first 24 months after planting.

Within 5 years of completion of the development all dead or dying plant stock to be replaced at the end of each growing season.

### EXISTING HEDGES

Future management of existing field hedge must maintain a minimum trimmed height of 2m. Ideally adopt a management policy of cutting back no more than every other year. This allows the hedge to recover and retain its vigour. Importantly the older wood also produces flowers and berries to benefit the wildlife and the healthy robust hedge provides shelter and screening of the development.

### SITE NOTES

For foul and surface water drainage details see accompanying FRA and Drainage Design.

See Building Sections for Finished Floor Levels.

No changes to existing ground levels other than immediate areas around the dwellings.



T: 01507 307485  
 mail@andrewcloverplanninganddesign.co.uk  
 www.andrewcloverplanninganddesign.co.uk

Project	Proposed Dwellings	
Location	Main Road, Aby	
Drawing Title	Proposed Site Plan	
Status	Planning (Reserved Matters)	
Date	25.09.2023	
Scale	1:500 @ A3	
Drawing No.	48923-103	Rev B

A. Dormer window added. 16.01.2024  
 B. Landscaping & boundary notes added. 30.04.2024

This drawing is for illustrative purposes and for planning approval only. It should not be used for construction and therefore risk identification under the Construction (Design & Management) Regulations has not been carried out.  
 This drawing is the property of Andrew Clover Planning and Design Ltd and must not be reproduced without prior written consent.  
 Do not scale from this drawing, use printed dimensions only.