



Do not scale from this drawing unless for Planning purposes only. All construction information should be taken from written dimensions only. This Drawing must be read in conjunction with any structural or specialist drawing(s).

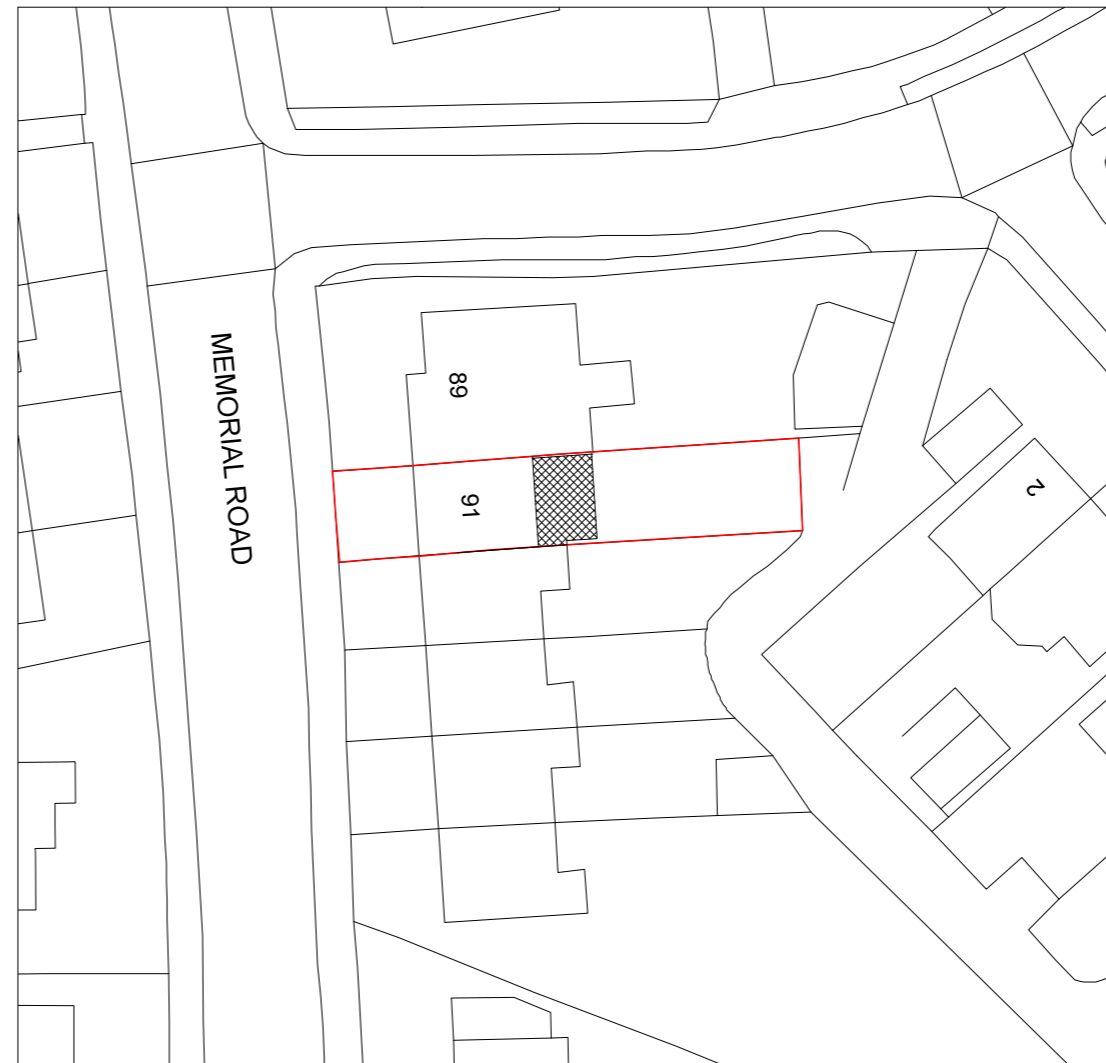
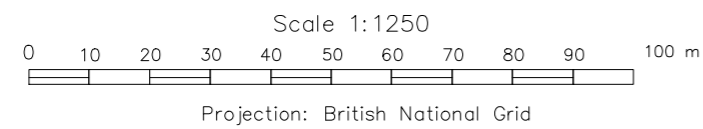
All dimensions are approximate; dimensions, levels, services and sewer invert levels must be checked on site by the Contractor prior to the commencement of any fabrication or building works.

The current Building Regulations and all relevant British standards and codes of practice are to be complied with whether noted on this drawing or not. Any conflicting information should be reported immediately.



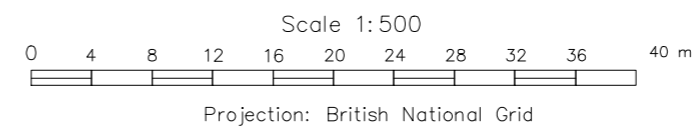
SITE LOCATION PLAN

Scale 1:1250



PROPOSED BLOCK PLAN

Scale 1:500



Address:
91 Memorial Road
Hanham
Bristol
BS15 3JW

Drawing Title:
104 - Site Location & Block Plan

Scale as noted @ A3 Rev: A

Job No: 132 **January 2019**

This drawing is Copyright.