

LEVEL MONITORING

for SMS (LBG)

4 Witley Lodge Close, Cheltenham, GL51 3LW

Client:	SMS (LBG)
Client Contact:	Brad Jenkins
Claim Number:	700015991
Client Reference:	IFS-LBG-SUB-22-0102485
Policy Holder:	[REDACTED]
Report Date:	16 April 2024
Our Ref:	M19390

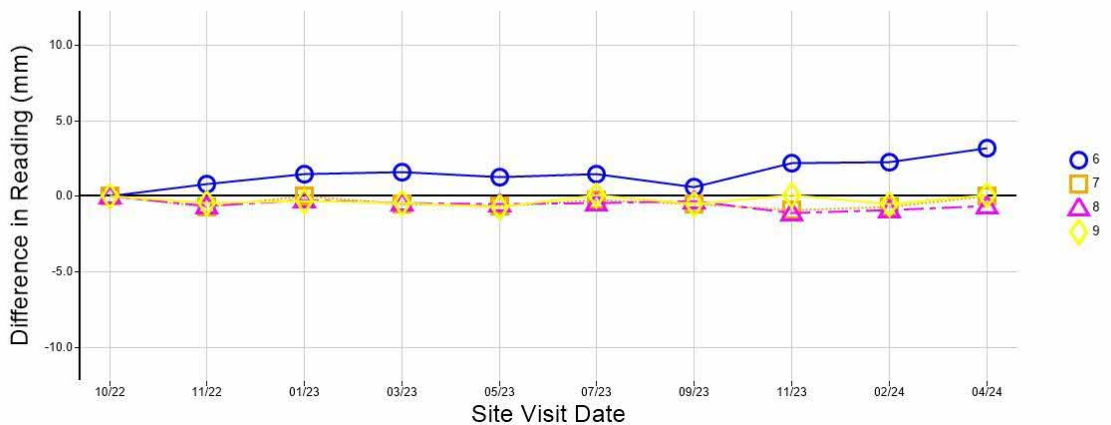
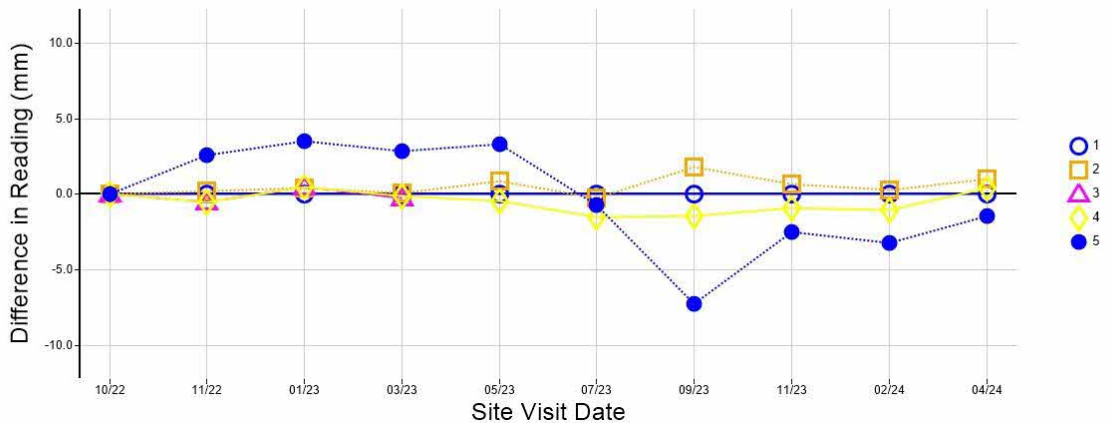
Level Monitoring Readings

The following table shows the reading levels of the various Level Monitoring Station points.

Date	1	2	3	4	5	6	7	8	9
05/10/2022	10.0000	9.9133	9.8356	9.8412	9.8425	9.8636	10.0000	9.9889	9.9231
29/11/2022	10.0000	9.9135	9.8351	9.8407	9.8451	9.8644	9.9993	9.9883	9.9227
30/01/2023	10.0000	9.9137	9.8361	9.8417	9.8460	9.8651	10.0000	9.9887	9.9228
23/03/2023	10.0000	9.9134	9.8354	9.8411	9.8454	9.8652	9.9995	9.9885	9.9227
18/05/2023	10.0000	9.9142		9.8408	9.8458	9.8649	9.9994	9.9884	9.9224
10/07/2023	10.0000	9.9131		9.8397	9.8418	9.8651	9.9998	9.9885	9.9232
20/09/2023	10.0000	9.9151		9.8398	9.8353	9.8642	9.9995	9.9886	9.9226
14/11/2023	10.0000	9.9140		9.8403	9.8400	9.8658	9.9991	9.9878	9.9232
15/02/2024	10.0000	9.9136		9.8402	9.8393	9.8659	9.9993	9.9880	9.9226
08/04/2024	10.0000	9.9143		9.8416	9.8411	9.8668	10.0000	9.9883	9.9232

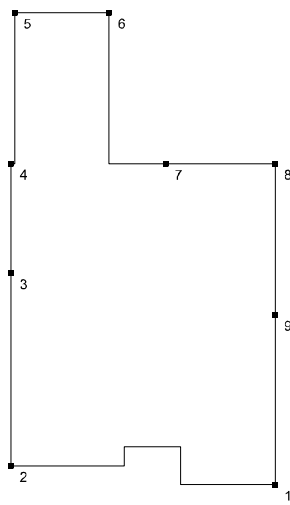
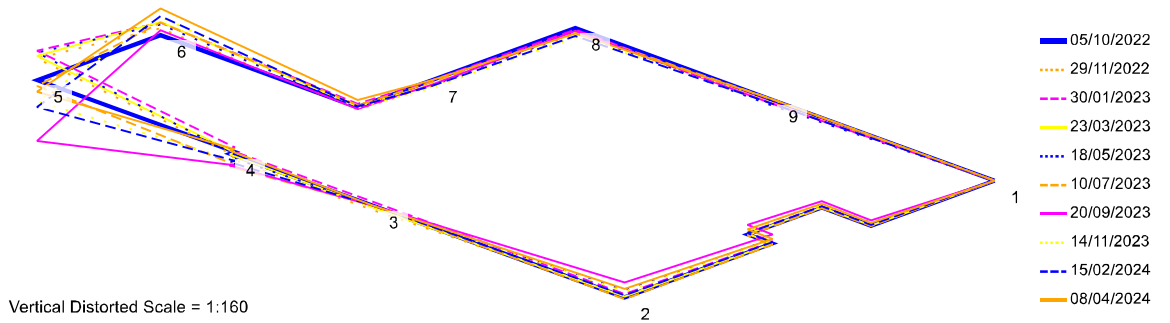
Level Monitoring Difference Graphs

The following graphs display the progressive movement that each Level Monitoring Station recorded at each separate site visit date to give an overall look at how much the property is moving.



Level Monitoring Displacement Map

The following image shows an isometric representation of the movement of the property, based on the Level Monitoring Stations that were installed.



FRONT

Site Visit Notes

TBM is located on station 1 as requested. This has an assumed value of 10.0000m. No secondary TBM located. If this is not suitable please advise if a deep datum is required.