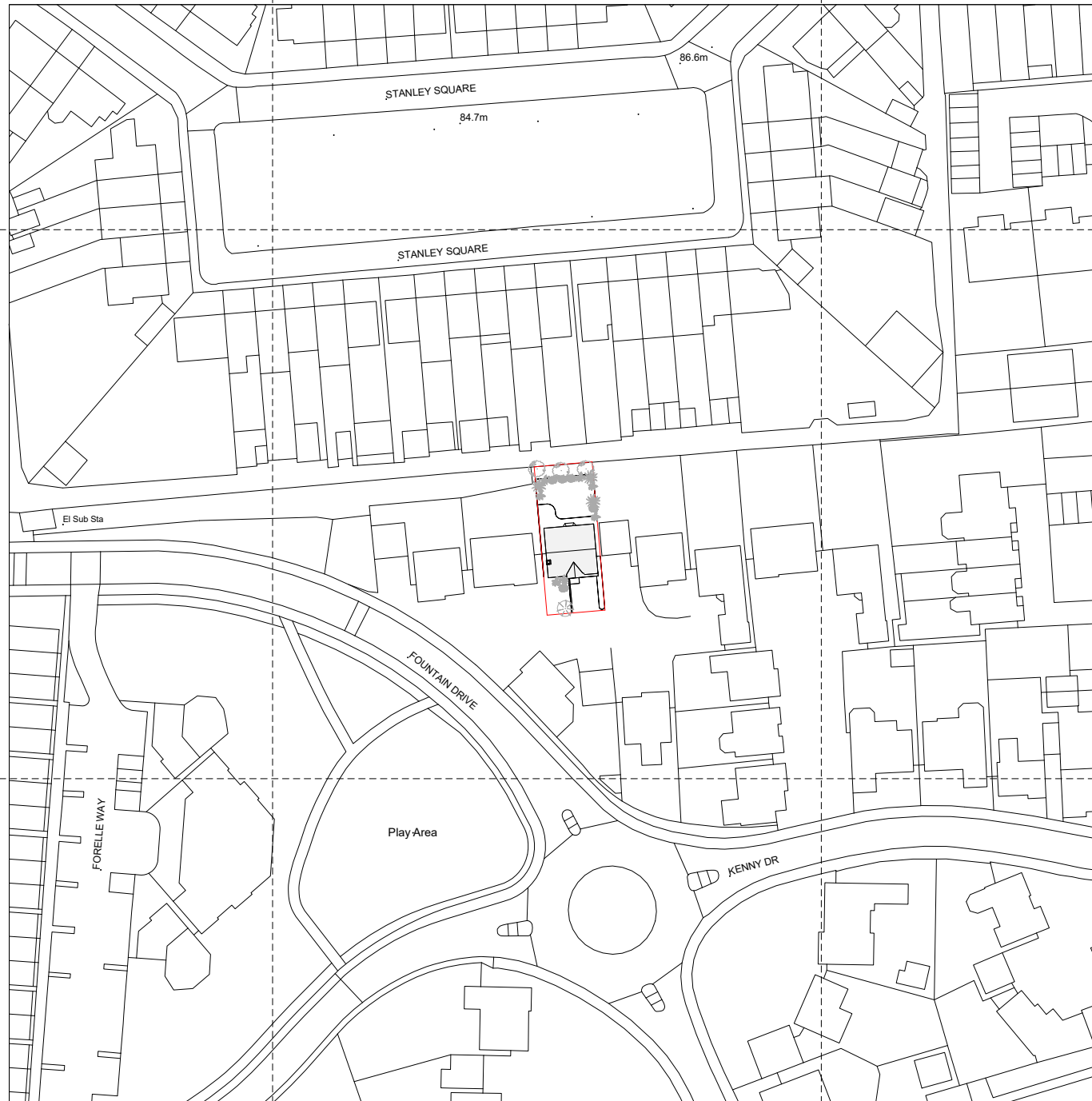
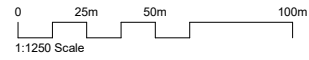
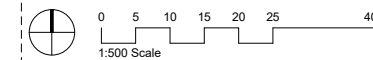





Location Plan
SCALE 1:1250



Block Plan Existing
SCALE 1:500



Notes © Ernest Tsui Architects + Partners

- G1 All levels are based on the OS datum. All dimensions are given in millimeters unless noted otherwise. Dimensions shall be verified on site before proceeding with the work.
- G2 Discrepancies between the architectural drawings and drawings of the other disciplines shall be brought to the immediate attention of the Architect.
- G3 Use figured dimensions only. Do not scale from drawings. IF IN DOUBT, ASK.
- G4 All works to be closed out in accordance with the British Standards and codes of practice unless otherwise directed in specifications.
- G5 Clear height is shown as 
- G6 New Levels are shown thus: +16.400
Existing Levels are shown thus: EX+16.400
Revised Existing Levels: EX+16.400
Datum Level +0.000 = EX+99.500
Refer to client supplied survey drawings
- G7 Refer to Structural Engineer's drawings and specifications for all structural information.
- G8 Refer to Service Engineer's drawings and specifications for all services information.
- G9 Refer to the Specialist Consultant's drawings and specifications for all specialist items.
- G10 For elements of work subject to Contractor's Design, this drawing is indicative of the visual and performance requirements only. The Contractor is responsible for the detailed design and co-ordination of the installation within the parameters defined in the specification, design drawings, contract terms & contract documents.

B Planning Application Resubmission	Nov 2023
A Planning Application	June 2022
Revision	Date

Disclaimer:
This drawing is to be read in conjunction with all related drawings. Do not scale from this drawing. All dimensions must be checked and verified on site before commencing any work or producing shop drawings. The originator should be notified immediately of any discrepancy.



Ernest Tsui Architects + Partners
Unit A - J. Austen House, Station
Vero
Guildford GU1 4AR
www.ernesttsui-architects.co.uk
Company No. 8124855

Project
3 Fountain Drive,
Carshalton SM5 4AE

Title
PLANNING
Location + Block Plan

Date
November 2023

Scale
As indicated @ A1

Drawn
LR

Status
PLANNING

Authorised
ET

Drg No
ETA - FOU - B000 B