




Sports Block

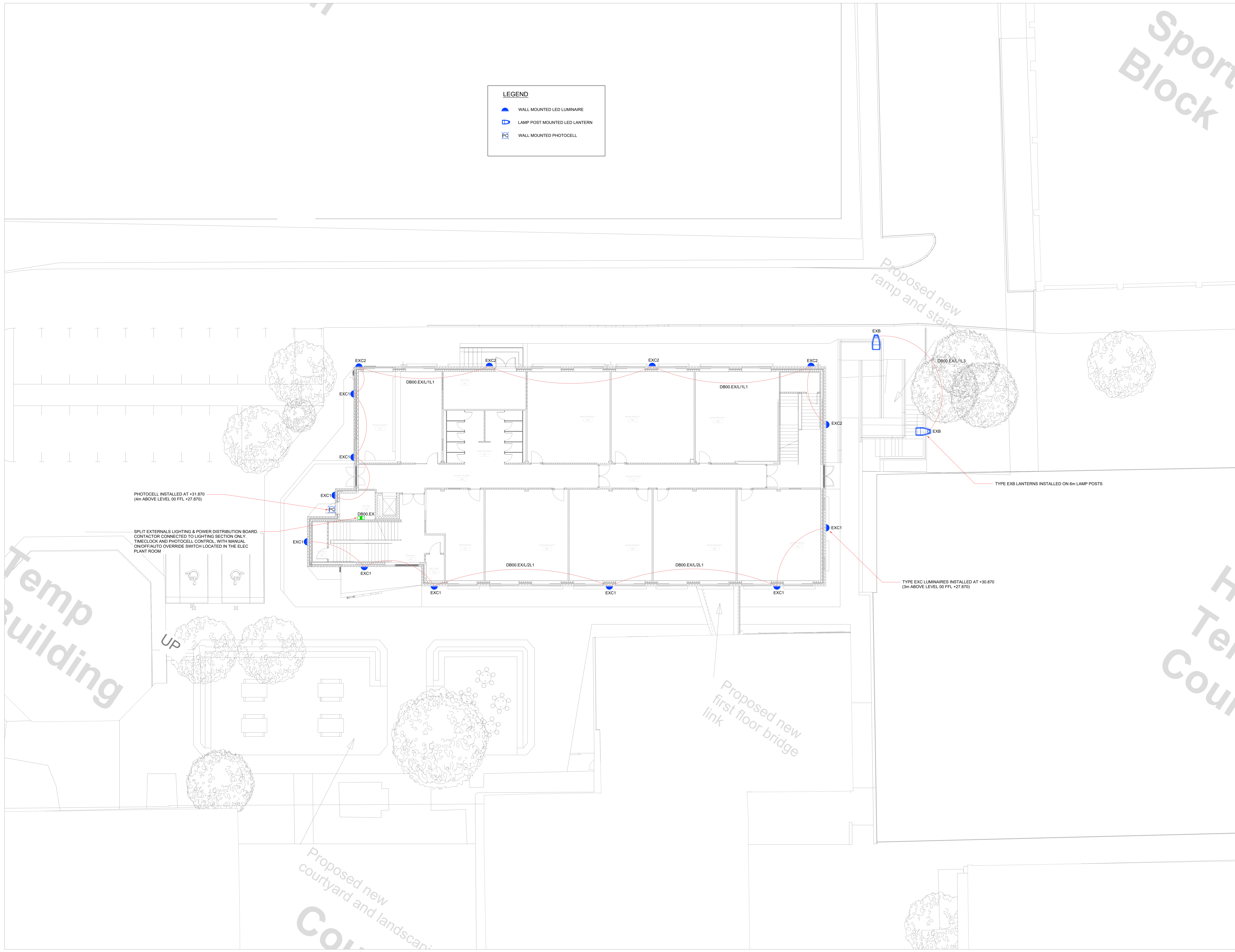
LEGEND

-  WALL MOUNTED LED LUMINAIRE
-  LAMP POST MOUNTED LED LANTERN
-  WALL MOUNTED PHOTOCELL

Copyright : Smith Consult Ltd

Standard Notes
 1. DO NOT SCALE THIS DRAWING. WORK TO DIMENSIONS GIVEN
 2. ALL DIMENSIONS TO BE VERIFIED FROM SITE MEASUREMENT
 3. DIMENSIONS ARE IN MILLIMETRES UNLESS OTHERWISE STATED.

NOTES:



PHOTOCELL INSTALLED AT +31.870
(4m ABOVE LEVEL 00 FFL +27.870)

SPLIT EXTERNALS LIGHTING & POWER DISTRIBUTION BOARD.
CONTACTOR CONNECTED TO LIGHTING SECTION ONLY.
TIMECLOCK AND PHOTOCELL CONTROL, WITH MANUAL
ON/OFF/AUTO OVERRIDE SWITCH LOCATED IN THE ELEC
PLANT ROOM

TYPE EXC LUMINAIRES INSTALLED AT +30.870
(3m ABOVE LEVEL 00 FFL +27.870)

TYPE EXB LANTERNS INSTALLED ON 6m LAMP POSTS

Temp Building

H Tel Cou

Proposed new first floor bridge link

Proposed new courtyard and landscaping

| | | | |
|-----|----------|----|--------------------|
| CD1 | 23/11/23 | PW | CONSTRUCTION ISSUE |
| P01 | 13/10/23 | PW | PRELIMINARY ISSUE |
| rev | date | by | amendments |

PD - FOR CONSTRUCTION

Smith Consult
 building services engineering

Smith Consult Limited
 Unit D St David's Court
 Wincobank Road
 Clevedon
 BS21 6JH
 www.smithconsult.co.uk
 t: 01854 832 445
 e: info@smithconsult.co.uk

WHITEHEAD

Whitehead Building Services
 Unit C2, Vantage Office Park
 Old Gloucester Road
 Bristol
 BS16 6JH
 www.whiteheadbuilding-services.co.uk
 t: 01454 728 000
 e: sales@whitehead.co.uk

project
**CASTLE SCHOOL
 STEM BLOCK EXTENSION**
 PARK ROAD, THORNBURY
 BRISTOL, BS35 1HT

title
**ELECTRICAL SERVICES
 EXTERNAL LIGHTING**

| | | | |
|----------------------------|---------|-------|--------------|
| drawing number | | | |
| 26C001-WBS-XX-XX-DR-E-0002 | | | |
| drawn | checked | date | rev |
| PW | | 10.23 | 1:100@A0 CD1 |