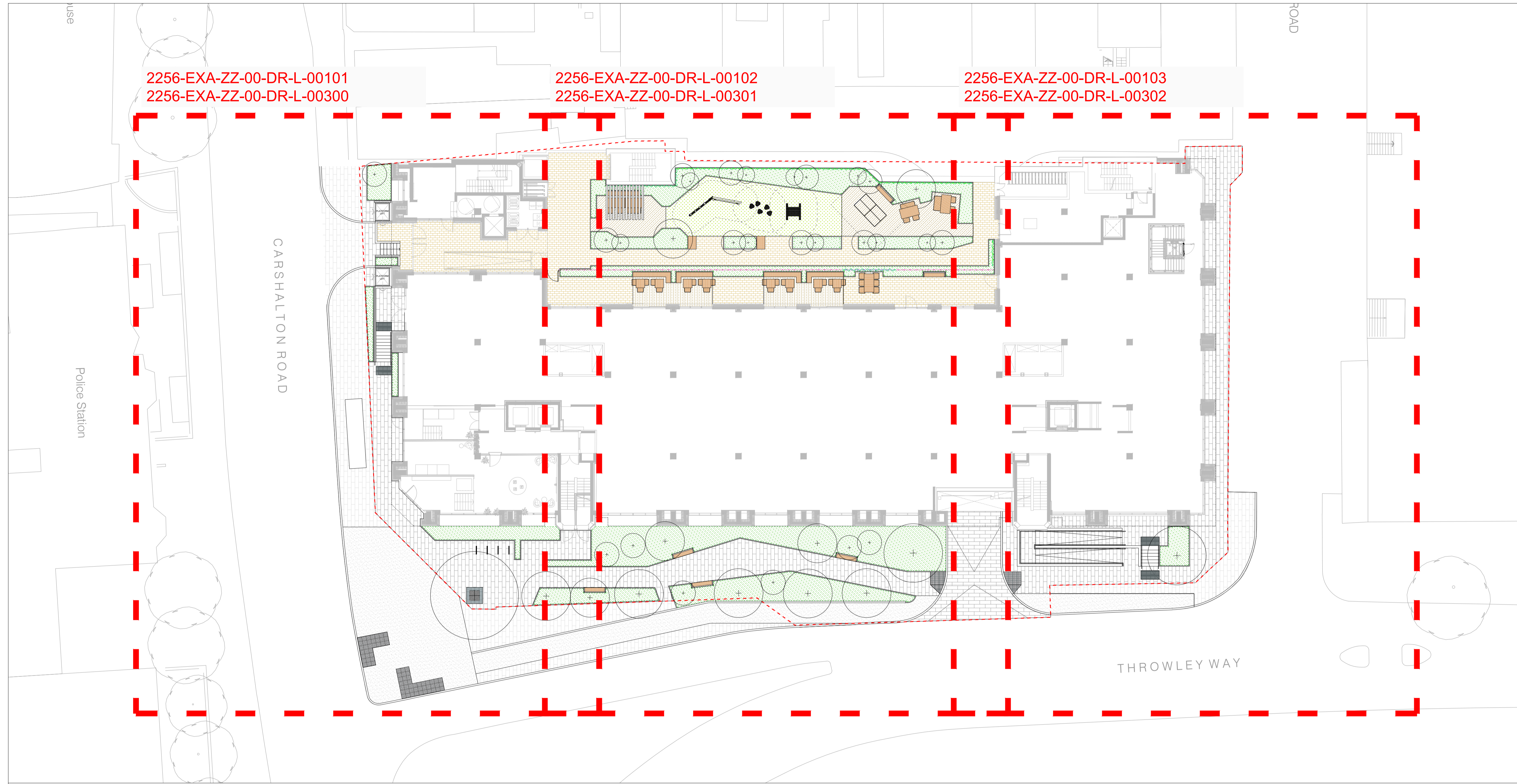


No dimensions are to be scaled from this drawing.
All dimensions are to be checked on site.
Area measurements for indicative purposes only.

This drawing is the property of Exterior Architecture Ltd.
No part of the drawing may be reproduced in any manner
without permission from Exterior Architecture Ltd.

Client
**SHEEN LANE
DEVELOPMENTS**



2256-EXA-ZZ-00-DR-L-00101
2256-EXA-ZZ-00-DR-L-00300

2256-EXA-ZZ-00-DR-L-00102
2256-EXA-ZZ-00-DR-L-00301

2256-EXA-ZZ-00-DR-L-00103
2256-EXA-ZZ-00-DR-L-00302

**LEGEND - APPLICABLE TO GROUND FLOOR
GENERAL ARRANGEMENT DRAWINGS**

<p>SITE BOUNDARY</p>	<p>SURFACE TYPES</p> <p>SURFACE TYPE ST1 - PORCELAIN TILES TO PODIUM PRODUCT: ATRIA PORCELAIN PORCELAIN PAVING SUPPLIER: BAKFI (OR EQUAL APPROVED) COLOUR/FINISH: ASTI TAUPE SIZE: 1200 X 600 X 20MM LAYING COURSE: STACK BOND</p> <p>SURFACE TYPE ST2 - PORCELAIN DECKING TO PODIUM PRODUCT: FARRINO PORCELAIN DECKING SUPPLIER: BAKFI (OR EQUAL APPROVED) COLOUR/FINISH: PARMA MODO SIZE: 1200 X 2000 X 28MM LAYING COURSE: STACK BOND</p> <p>SURFACE TYPE ST3 - CONCRETE FLAG PAVING TO PUBLIC REALM PRODUCT: SHELBORNE FLAG PAVING SUPPLIER: HARCOSCOPE (OR EQUAL APPROVED) COLOUR/FINISH: SILVER GREY SIZE: 600 X 600 X 65MM NOTES: TRANSVERSE STRETCHER BOND LAID PERPENDICULAR TO GRANITE KERB. IN ACCORDANCE WITH SUTTON PUBLIC REALM DESIGN GUIDE</p> <p>SURFACE TYPE ST4 - ASPHALT TO CYCLE LANE TO PUBLIC REALM MATERIAL: DENSE BITUMEN MACADAM IN ACCORDANCE WITH SUTTON PUBLIC REALM DESIGN GUIDE</p> <p>SURFACE TYPE ST5 - PEBBLES TO PUBLIC REALM PRODUCT: BEACH PEBBLES SUPPLIER: STONEMAN OXFORDSHIRE LTD (OR EQUAL APPROVED) COLOUR/FINISH: SILVER GREY/MATTE SIZE: 20MM</p> <p>SURFACE TYPE ST6 - HAZARD TACTILE PAVING TO STEPS PRODUCT: TACTILE HAZARD WARNING PAVING SUPPLIER: MARSHALLS (OR EQUAL APPROVED) COLOUR: ORANGE SIZE: 400 X 400 X 65MM</p> <p>SURFACE TYPE ST7 - TACTILE PAVING TO CROSSINGS PRODUCT: BLISTER HAZARD WARNING TACTILE SUPPLIER: MARSHALLS (OR EQUAL APPROVED) COLOUR: ORANGE SIZE: 400 X 400 X 50 MM</p> <p>SURFACE TYPE ST8 - ARTIFICIAL LAWN TO PODIUM PRODUCT: BELGRAVIA ARTIFICIAL GRASS SUPPLIER: EASGRASS (OR EQUAL APPROVED) SIZE: 40MM THICK</p>	<p>STEP TYPE STP1 - CONCRETE STEPS TO PUBLIC REALM PRODUCT: CONSERVATION TEXTURED STEPS / 2 VISIBILITY STRIPS SUPPLIER: MARSHALLS (OR EQUAL APPROVED) COLOUR/FINISH: SILVER GREY SIZE: 400/350 X RIBBER VAR X 1000MM</p> <p>EDGE TYPE ET1 - METAL EDGE TO PODIUM PRODUCT: RIGID ALU/EXCEL EDGING SUPPLIER: KINLEY (OR EQUAL APPROVED) MATERIAL: MILL ALUMINIUM SIZE: 50MM</p> <p>KERB TYPE KT1 - CONCRETE KERB TO MATCH EXISTING TO PUBLIC REALM PRODUCT: TO MATCH EXISTING SUPPLIER: MARSHALLS (OR EQUAL APPROVED) COLOUR: TO MATCH EXISTING SIZE: 125 X 150 X 915MM</p> <p>KERB TYPE KT2 - CONCRETE FLUSH KERB TO PUBLIC REALM PRODUCT: CONSERVATION X KERB SUPPLIER: MARSHALLS (OR EQUAL APPROVED) COLOUR/FINISH: SILVER GREY/TEXTURED SIZE: 145 X 225 X 915MM</p> <p>KERB TYPE KT3 - STANDARD TRANSITION KERB TO PUBLIC REALM PRODUCT: BRITISH STANDARD KERB, BULLNOSED SUPPLIER: MARSHALLS (OR EQUAL APPROVED) COLOUR: TO MATCH EXISTING SIZE: 150 X 125 X 915MM</p> <p>KERB TYPE KT4 - CONCRETE PIN KERB TO PUBLIC REALM PRODUCT: CONSERVATION X EDGING SUPPLIER: MARSHALLS (OR EQUAL APPROVED) COLOUR/FINISH: SILVER GREY/TEXTURED SIZE: 63 X 125 X 915MM</p> <p>RAISED PLANTERS & BOUNDARIES</p> <p>PLANTER TYPE PT1 - RAISED STEEL PLANTER TO GROUND FLOOR AND PODIUM PRODUCT: VELOC RAMP EDGE SYSTEM SUPPLIER: LOGIC (OR EQUAL APPROVED) FINISH: 3MM WEATHERED STEEL (COSTEN) WITH 50MM COPING FOLD SIZE: H VARIES (REFER TO LEVELS PLANS) REFER TO DETAIL 2256-EXA-ZZ-00-DR-L-00612 FOR FURTHER INFORMATION</p> <p>BOUNDARY TYPES</p> <p>BOUNDARY TYPE BT1 - ARCHITECTURAL RAILING TO ARCHITECTS SPECIFICATION HEIGHT: 1300MM AGL (ARCHITECTS TO CONFIRM)</p> <p>BOUNDARY TYPE BT2 - ARCHITECTURAL RAILING TO ARCHITECTS SPECIFICATION HEIGHT: 1600MM AGL (ARCHITECTS TO CONFIRM)</p> <p>BOUNDARY TYPE BT3 - TRELLIS FIXED TO PLANTER PRODUCT: METAL FRAME WITH VERTICAL WIRES HEIGHT: EXTENDS 1100MM ABOVE TOP OF PLANTER</p> <p>BOUNDARY TYPE BT4 - METAL GATE TO ARCHITECTS SPECIFICATION</p> <p>BOUNDARY TYPE BT5 - DOUBLE SKIN BRICK WALL TO PUBLIC REALM TO MATCH ARCHITECTURAL BRICKWORK FOR HEIGHTS, REFER TO LEVELS PLAN</p>	<p>BOUNDARY TYPE BT6 - BESPOKE TIMBER PERGOLA MATERIAL: OAK HARDWOOD FINISH: FIXED DOWN TO SLAB VIA RITCHPOCKET DETAIL ACCESSORIES: TENSIONED WIRE TRELLIS SYSTEM SIZE: 4500 X 3800 X 3100MM REFER TO DETAIL 2256-EXA-ZZ-00-DR-L-00623 FOR FURTHER INFORMATION</p> <p>FURNITURE TYPE FT6 - BESPOKE TIMBER PERGOLA MATERIAL: OAK HARDWOOD FINISH: FIXED DOWN TO SLAB VIA RITCHPOCKET DETAIL ACCESSORIES: TENSIONED WIRE TRELLIS SYSTEM SIZE: 4500 X 3800 X 3100MM REFER TO DETAIL 2256-EXA-ZZ-00-DR-L-00623 FOR FURTHER INFORMATION</p> <p>FURNITURE TYPE FT7 - DINING BENCH TO PODIUM PRODUCT: HAY PALLSADIE DINING BENCH SUPPLIER: SKANDIUM (OR EQUAL APPROVED) MATERIAL: POWDER COATED STEEL COLOUR: OLIVE SIZE: 1800 X W1280 X D700MM / SEAT HEIGHT 450MM</p> <p>FURNITURE TYPE FT8 - CYCLE STAND TO PUBLIC REALM PRODUCT: TRANSPORT CYCLE STAND PRODUCT CODE: TR1800 SUPPLIER: FURNITURES (OR EQUAL APPROVED) MATERIAL/FINISH: GALVANISED STEEL CORE/POLYURETHANE ELASTOMER RAL 9005 FINISH: ROOT FIXED SIZE: 1050 X 750 X 48MM</p> <p>FURNITURE TYPE FT9 - TREE GRILLE TO PUBLIC REALM PRODUCT: CASTLE TIA TREE GRILLE SUPPLIER: GREEN BLUE URBAN (OR EQUAL APPROVED) MATERIAL/FINISH: MELD STEEL/HOT DIP GALVANISED SIZE: 1900 X 1500MM</p> <p>FURNITURE TYPE FT10 - METAL HANDRAIL TO STEPS PRODUCT: ALINEA HANDRAIL SUPPLIER: URBIS SCHREIBER LTD (OR EQUAL APPROVED) MATERIAL/FINISH: STAINLESS STEEL/ POWDER COATED RAL 9005 FINISH: ROOT FIXED</p> <p>FURNITURE TYPE FT11 - FREESTANDING BENCH TO PUBLIC REALM PRODUCT: PLATEU BENCH (PRODUCT CODE: S184) SUPPLIER: LOGIC (OR EQUAL APPROVED) FINISH COLOUR: POWDER COATED BRONZE LEGS WITH CLASS 2 UK GROWN TIMBER SIZE: 1900 X 450 X 450MM, 80 X 80 MM SLATS</p> <p>FURNITURE TYPE FT12 - BENCH WITH BACKREST AND ARMREST TO PODIUM PRODUCT: PLATEU BENCH WITH BACKREST AND ARMREST SUPPLIER: LOGIC (OR EQUAL APPROVED) MATERIAL: CLASS 2 UK GROWN TIMBER SIZE: 1900 X 450 X 450MM, 80 X 80 MM SLATS</p> <p>FURNITURE TYPE FT13 - RECTANGULAR TABLE TO PODIUM PRODUCT: HAY PALLSADIE RECTANGULAR TABLE SUPPLIER: SKANDIUM (OR EQUAL APPROVED) MATERIAL: POWDER COATED STEEL COLOUR: OLIVE SIZE: 1700 X 900 X 1750MM</p> <p>FURNITURE TYPE FT14 - ARMCHAIR TO PODIUM PRODUCT: HAY PALLSADIE ARMCHAIR SUPPLIER: SKANDIUM (OR EQUAL APPROVED) MATERIAL: POWDER COATED STEEL COLOUR: OLIVE SIZE: 1800 X W510 X D560MM / SEAT HEIGHT 450MM</p> <p>FURNITURE TYPE FT5 - SQUARE TABLE TO PODIUM PRODUCT: HAY PALLSADIE SQUARE TABLE SUPPLIER: SKANDIUM (OR EQUAL APPROVED) MATERIAL: POWDER COATED STEEL COLOUR: OLIVE SIZE: H 740 X W 800 X L 800MM</p> <p>PLAY TYPES</p> <p>PLAY TYPE PL1 - BALANCE COMBINATION PRODUCT: BALANCE COMBINATION PRODUCT CODE: N9001 SUPPLIER: KOMPAN (OR EQUAL APPROVED) MATERIAL: ROBINIA BROWN TRANSPARENT SIZE: 4550 X 2430 X 1970MM</p> <p>PLAY TYPE PL2 - BALANCE POSTS PRODUCT: WATERELLES BALANCE POSTS, 5 PCS PRODUCT CODE: T1110 SUPPLIER: KOMPAN (OR EQUAL APPROVED) COLOUR: ROBINIA BROWN TRANSPARENT SIZE: 2170 X 1070 X 320MM</p> <p>PLAY TYPE PL3 - PLAYGROUND TUNNEL PRODUCT: PLAYGROUND TUNNEL PRODUCT CODE: T1110 SUPPLIER: DUNCAN & GROVE (OR EQUAL APPROVED) MATERIAL: HARDWOOD W/ STAINLESS STEEL FININGS SIZE: AS SUPPLIED - AREA NEEDED: 4.5 X 4.4M</p> <p>PLAY TYPE PL4 - OUTDOOR TENNIS TABLE PRODUCT: OUTDOOR TABLE TENNIS SUPPLIER: KENIGUI PRO (OR EQUAL APPROVED) COLOUR: AS SUPPLIED SIZE: L2143 X W1525 X H820MM - TOTAL H970MM</p> <p>PLAY EQUIPMENT FALL ZONE</p> <p>SOFT LANDSCAPE</p> <p>PROPOSED PLANTING</p> <p>PROPOSED CLIMBING PLANTS</p> <p>PROPOSED TREES</p>
-----------------------------	--	--	--

----	----	----
T04	ISSUE FOR TENDER	26.04.2024
T03	FOR REVIEW AND COMMENT	10.04.2024
T02	FOR COORDINATION	25.01.2023
T01	FOR REVIEW AND COORDINATION	22.12.2022
Rev	Description	Date

**EXTERIOR
ARCHITECTURE**
LONDON
Unit 17.1, The Leather Market, 11-13 Weston Street, London, SE1 3ER
MANCHESTER
Studio 537, The Royal Exchange, St Anns Square, Manchester, M2 7DH
E-MAIL office@exteriorarchitecture.com
WEB www.exteriorarchitecture.com

Project title
SUTTON PARK HOUSE

Drawing title
**GENERAL ARRANGEMENT OVERALL
PLAN - GROUND FLOOR**

Issued By London T: 020 7978 2101
Scale 1:200 @ A1 Drawn EXA
Status TENDER Checked VK
Date 22.12.2022 Approved SM

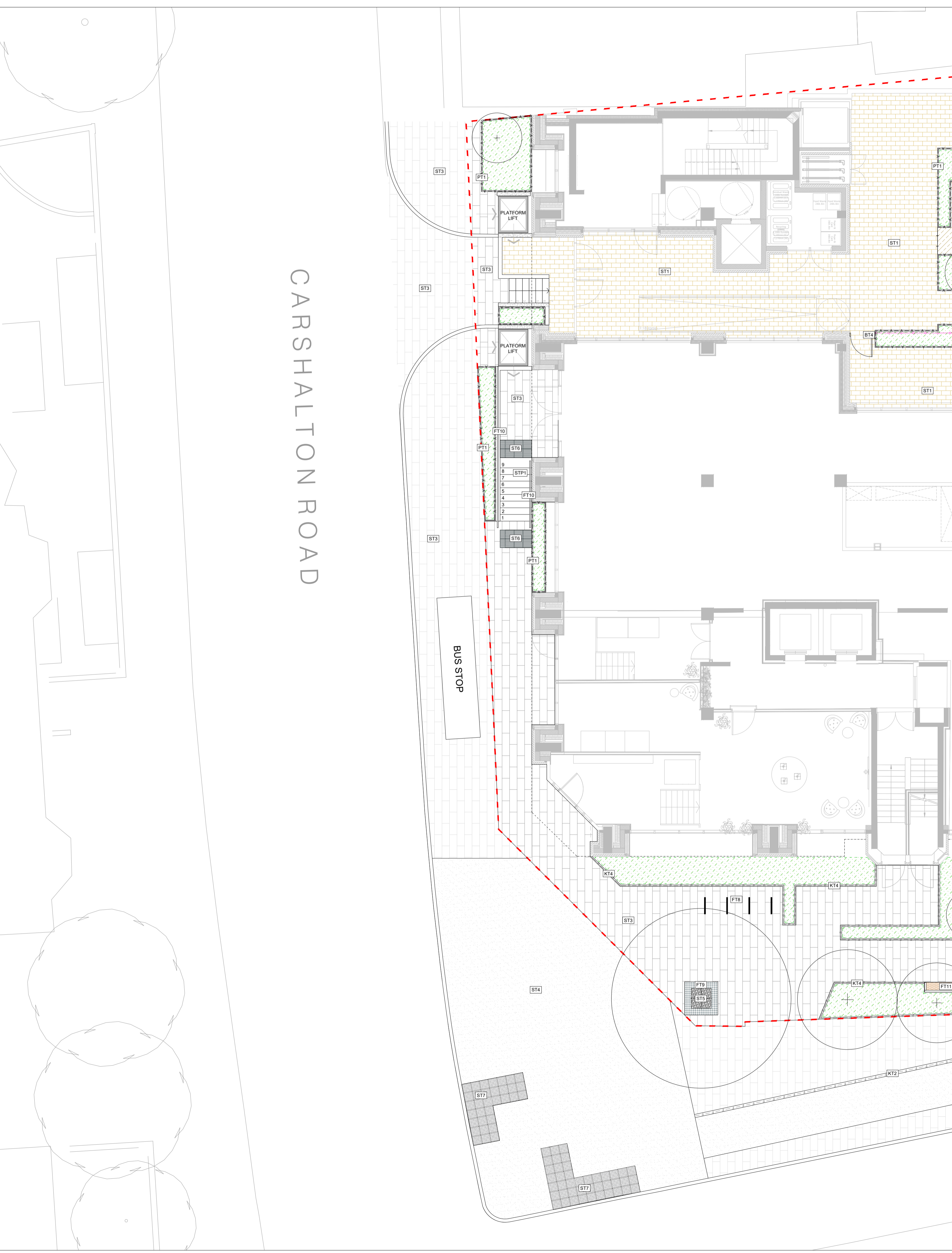
Drawing number Revision
2256-EXA-ZZ-00-DR-L-00100 T04



P:\LONDON PROJECTS\2022\2256 SUTTON PARK HOUSE\01 BIM\02 CAD\03 SHEET LAYOUT\02 RIBA 4 TENDER\2256-EXA-ZZ-00-DR-L-00100.DWG

P:\LONDON PROJECTS\2022\2256 SUTTON PARK HOUSE\01 BIM\02 CAD\03 SHEET LAYOUT\02 RIBA 4 TENDER\2256-EXA-ZZ-00-DR-L-00101.DWG

CARSHALTON ROAD



LEGEND - APPLICABLE TO GROUND FLOOR GENERAL ARRANGEMENT DRAWINGS

SITE BOUNDARY

SURFACE TYPES

- SURFACE TYPE ST1 - PORCELAIN TILES TO PODIUM**
PRODUCT: ATIRA PORCELAIN PORCELAIN PAVING
SUPPLIER: RAAT (OR EQUAL APPROVED)
COLOUR/FINISH: A51 TAURE
SIZE: 1200 X 600 X 20MM
LAYING COURSE: STACK BOND
- SURFACE TYPE ST2 - PORCELAIN DECKING TO PODIUM**
PRODUCT: FABRICO PORCELAIN DECKING
SUPPLIER: RAAT (OR EQUAL APPROVED)
COLOUR/FINISH: PARMA MOON
SIZE: 1200 X 200 X 20MM
LAYING COURSE: STACK BOND
- SURFACE TYPE ST3 - CONCRETE FLAG PAVING TO PUBLIC REALM**
PRODUCT: SHELSBOURNE FLAG PAVING
SUPPLIER: HARDSCAPE (OR EQUAL APPROVED)
COLOUR/FINISH: SILVER GREY
SIZE: 600 X 600 X 65MM / 10MM BOND
NOTES: TRANSVERSE STRETCHER BOND LAD PERPENDICULAR TO GRANITE KERB. IN ACCORDANCE WITH SUTTON PUBLIC REALM DESIGN GUIDE
- SURFACE TYPE ST4 - ASPHALT TO CYCLE LANE TO PUBLIC REALM**
MATERIAL: DENSE BITUMEN MACADAM
IN ACCORDANCE WITH SUTTON PUBLIC REALM DESIGN GUIDE
- SURFACE TYPE ST5 - PEBBLES TO PUBLIC REALM**
PRODUCT: BEACH PEBBLES
SUPPLIER: STONEWORLD OXFORDSHIRE LTD (OR EQUAL APPROVED)
COLOUR/FINISH: SILVER GREY/MATTE
SIZE: 20MM
- SURFACE TYPE ST6 - HAZARD TACTILE PAVING TO STEPS**
PRODUCT: TACTILE HAZARD WARNING PAVING
SUPPLIER: MARSHALLS (OR EQUAL APPROVED)
COLOUR: CHARCOAL
SIZE: 400 X 400 X 65MM
- SURFACE TYPE ST7 - TACTILE PAVING TO CROSSINGS**
PRODUCT: BLISTER HAZARD WARNING TACTILE
SUPPLIER: MARSHALLS (OR EQUAL APPROVED)
COLOUR: CHARCOAL
SIZE: 400 X 400 X 55 MM
- SURFACE TYPE ST8 - ARTIFICIAL LAWN TO PODIUM**
PRODUCT: BELGRAVIA ARTIFICIAL GRASS
SUPPLIER: EASGRASS (OR EQUAL APPROVED)
SIZE: 40MM THICK

STEP TYPE STP1 - CONCRETE STEPS TO PUBLIC REALM
PRODUCT: CONSERVATION TEXTURED STEPS 72 VISIBILITY STRIPS
SUPPLIER: MARSHALLS (OR EQUAL APPROVED)
COLOUR/FINISH: SILVER GREY
SIZE: 400/350 X RISER VAR X 1000MM

KERB AND EDGE TYPES

- EDGE TYPE ET1 - METAL EDGE TO PODIUM**
PRODUCT: RISED ALUMACEL EDGING
SUPPLIER: KNILEY (OR EQUAL APPROVED)
MATERIAL: MIL ALUMINIUM
SIZE: 50MM
- KERB TYPE KT1 - CONCRETE KERB TO MATCH EXISTING TO PUBLIC REALM**
PRODUCT: TO MATCH EXISTING
SUPPLIER: MARSHALLS (OR EQUAL APPROVED)
COLOUR: TO MATCH EXISTING
SIZE: 125 X 150 X 915MM
- KERB TYPE KT2 - CONCRETE FLUSH KERB TO PUBLIC REALM**
PRODUCT: CONSERVATION X KERB
SUPPLIER: MARSHALLS (OR EQUAL APPROVED)
COLOUR/FINISH: SILVER GREY/TEXTURED
SIZE: 145 X 225 X 915MM
- KERB TYPE KT3 - STANDARD TRANSITION KERB TO PUBLIC REALM**
PRODUCT: BRITISH STANDARD KERB, BULLNOSE
SUPPLIER: MARSHALLS (OR EQUAL APPROVED)
COLOUR: TO MATCH EXISTING
SIZE: 150 X 125 X 915MM
- KERB TYPE KT4 - CONCRETE PIN KERB TO PUBLIC REALM**
PRODUCT: CONSERVATION X EDGING
SUPPLIER: MARSHALLS (OR EQUAL APPROVED)
COLOUR/FINISH: SILVER GREY/TEXTURED
SIZE: 63 X 125 X 915MM

RAISED PLANTERS & BOUNDARIES

PLANTER TYPE PT1 - RAISED STEEL PLANTER TO GROUND FLOOR AND PODIUM
PRODUCT: VELOX RAPID EDGE SYSTEM
SUPPLIER: LOGIC (OR EQUAL APPROVED)
FINISH: 3MM WEATHERED STEEL (CORTEN) WITH 50MM COPING FOLD
SIZE: H VARIES (REFER TO LEVELS PLANS)
REFER TO DETAIL 2256-EXA-ZZ-00-DR-L-00812 FOR FURTHER INFORMATION

BOUNDARY TYPES

- BOUNDARY TYPE BT1 - ARCHITECTURAL RAILING TO ARCHITECTS SPECIFICATION**
HEIGHT: 1300MM AGL (ARCHITECTS TO CONFIRM)
- BOUNDARY TYPE BT2 - ARCHITECTURAL RAILING TO ARCHITECTS SPECIFICATION**
HEIGHT: 1800MM AGL (ARCHITECTS TO CONFIRM)
- BOUNDARY TYPE BT3 - TRELLIS FIXED TO PLANTER**
PRODUCT: METAL FRAME WITH VERTICAL WIRES
HEIGHT: EXTENDS 1100MM ABOVE TOP OF PLANTER
- BOUNDARY TYPE BT4 - METAL GATE TO ARCHITECTS SPECIFICATION**
- BOUNDARY TYPE BT5 - DOUBLE SKIN BRICK WALL TO PUBLIC REALM TO MATCH ARCHITECTURAL BRICKWORK FOR HEIGHTS. REFER TO LEVELS PLAN**

FURNITURE TYPES

- FURNITURE TYPE FT1 - INTEGRATED BENCH TO PODIUM**
PRODUCT: PLATEU BENCH
SUPPLIER: LOGIC (OR EQUAL APPROVED)
MATERIAL: CLASS 2 UK GROWN TIMBER
SIZE: VARIES X 450MM, 80 X 80 MM SLATS (REFER TO GA PLANS FOR EXACT SIZE)
- FURNITURE TYPE FT2 - BENCH WITH BACKREST AND ARMREST TO PODIUM**
PRODUCT: PLATEU BENCH WITH BACKREST AND ARMREST
SUPPLIER: LOGIC (OR EQUAL APPROVED)
MATERIAL: CLASS 2 UK GROWN TIMBER
SIZE: 1980 X 450 X 450MM, 80 X 80 MM SLATS
- FURNITURE TYPE FT3 - RECTANGULAR TABLE TO PODIUM**
PRODUCT: HAY PALISSADE RECTANGULAR TABLE
SUPPLIER: SKANDIUM (OR EQUAL APPROVED)
MATERIAL: POWDER COATED STEEL
COLOUR: OLIVE
SIZE: 1700 X 900 X 1070MM
- FURNITURE TYPE FT4 - ARMCHAIR TO PODIUM**
PRODUCT: HAY PALISSADE ARMCHAIR
SUPPLIER: SKANDIUM (OR EQUAL APPROVED)
MATERIAL: POWDER COATED STEEL
COLOUR: OLIVE
SIZE: H800 X W510 X D560MM / SEAT HEIGHT 450MM
- FURNITURE TYPE FT5 - SQUARE TABLE TO PODIUM**
PRODUCT: HAY PALISSADE SQUARE TABLE
SUPPLIER: SKANDIUM (OR EQUAL APPROVED)
MATERIAL: POWDER COATED STEEL
COLOUR: OLIVE
SIZE: H 740 X W 800 X L 800MM
- FURNITURE TYPE FT6 - BESPOKE TIMBER PERGOLA**
MATERIAL: OAK HARDWOOD
FIXING: FIXED DOWN TO SLAB VIA PITCHPOCKET DETAIL
ACCESSORIES: TENSORED WIRE TRELLIS SYSTEM
REFER TO DETAIL 2256-EXA-ZZ-00-DR-L-00623 FOR FURTHER INFORMATION
- FURNITURE TYPE FT7 - DINING BENCH TO PODIUM**
PRODUCT: HAY PALISSADE DINING BENCH
SUPPLIER: SKANDIUM (OR EQUAL APPROVED)
MATERIAL: POWDER COATED STEEL
COLOUR: OLIVE
SIZE: H800 X W1280 X D700MM / SEAT HEIGHT 450MM
- FURNITURE TYPE FT8 - CYCLE STAND TO PUBLIC REALM**
PRODUCT: TRANSPORT CYCLE STAND
PRODUCT CODE: TR680
SUPPLIER: FURTERURES (OR EQUAL APPROVED)
MATERIAL/FINISH: GALVANISED STEEL/COLOURED POLYURETHANE ELASTOMER RAL 9005
FIXING: ROOT FIXED
SIZE: 1050 X 750 X 48MM
- FURNITURE TYPE FT9 - TREE GRILLE TO PUBLIC REALM**
PRODUCT: CASTLE 1A TREE GRILLE
SUPPLIER: GREEN BLUE URBAN (OR EQUAL APPROVED)
MATERIAL/FINISH: MILD STEEL/HOT DIP GALVANISED
SIZE: 1500 X 1500MM
- FURNITURE TYPE FT10 - METAL HANDRAIL TO STEPS AND RAMPS**
PRODUCT: ALINEA HANDRAIL
SUPPLIER: URBIS SCHNEIDER LTD (OR EQUAL APPROVED)
MATERIAL/FINISH: STAINLESS STEEL/POWDER COATED DAL 9005
FIXING: ROOT FIXED
- FURNITURE TYPE FT11 - FREESTANDING BENCH TO PUBLIC REALM**
PRODUCT: PLATEU BENCH (PRODUCT CODE: S184)
SUPPLIER: LOGIC (OR EQUAL APPROVED)
FINISH/COLOUR: POWDER COATED BRONZE LEGS WITH CLASS 2 UK GROWN TIMBER
SIZE: 1980 X 450 X 450MM, 80 X 80 MM SLATS

PLAY TYPES

- PLAY TYPE PLT1 - BALANCE COMBINATION**
PRODUCT: BALANCE COMBINATION
PRODUCT CODE: HRO051
SUPPLIER: KOMPAN (OR EQUAL APPROVED)
MATERIAL: ROBINA BROWN TRANSPARENT
SIZE: 4550 X 2430 X 1970MM
- PLAY TYPE PLT2 - BALANCE POSTS**
PRODUCT: WATERLILLES BALANCE POSTS, 5 PCS
PRODUCT CODE: HRO020601
SUPPLIER: KOMPAN (OR EQUAL APPROVED)
COLOUR: ROBINA BROWN TRANSPARENT
SIZE: 2170 X 1070 X 320MM
- PLAY TYPE PLT3 - PLAYGROUND TUNNEL**
PRODUCT: PLAYGROUND TUNNEL
PRODUCT CODE: 1111.03
SUPPLIER: DUNCAN & GROVE (OR EQUAL APPROVED)
MATERIAL: HARDWOOD W/ STAINLESS STEEL FIXINGS
SIZE: AS SUPPLIED - AREA NEEDED: 4.5 X 4.4M
- PLAY TYPE PLT4 - OUTDOOR TENNIS TABLE**
PRODUCT: OUTDOOR TABLE TENNIS
SUPPLIER: KENDURU PRO (OR EQUAL APPROVED)
COLOUR: AS SUPPLIED
SIZE: 12743 X W1525 X H820MM - TOTAL H970MM

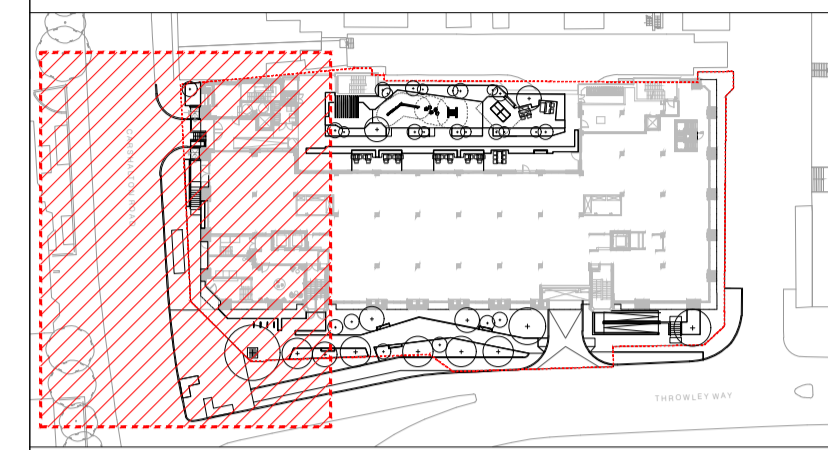
SOFT LANDSCAPE

- PROPOSED PLANTING
- PROPOSED CLIMBING PLANTS
- PROPOSED TREES

No dimensions are to be scaled from this drawing. All dimensions are to be checked on site. Area measurements for indicative purposes only.

This drawing is the property of Exterior Architecture Ltd. No part of the drawing may be reproduced in any manner without permission from Exterior Architecture Ltd.

Client
SHEEN LANE DEVELOPMENTS



LOCATION PLAN

T03	ISSUE FOR TENDER	26.04.2024
T02	FOR REVIEW AND COMMENT	10.04.2024
T01	FOR REVIEW AND COORDINATION	22.12.2022
Rev	Description	Date

EXTERIOR ARCHITECTURE
LONDON
Unit 17.1, The Leather Market, 11-13 Weston Street, London, SE1 3ER
MANCHESTER
Studio 537, The Royal Exchange, St Anns Square, Manchester, M2 7DH
E-MAIL office@exteriorarchitecture.com
WEB www.exteriorarchitecture.com

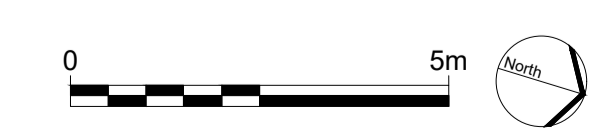
Project title
SUTTON PARK HOUSE

Drawing title
GENERAL ARRANGEMENT PLAN - GROUND FLOOR - SHEET 01

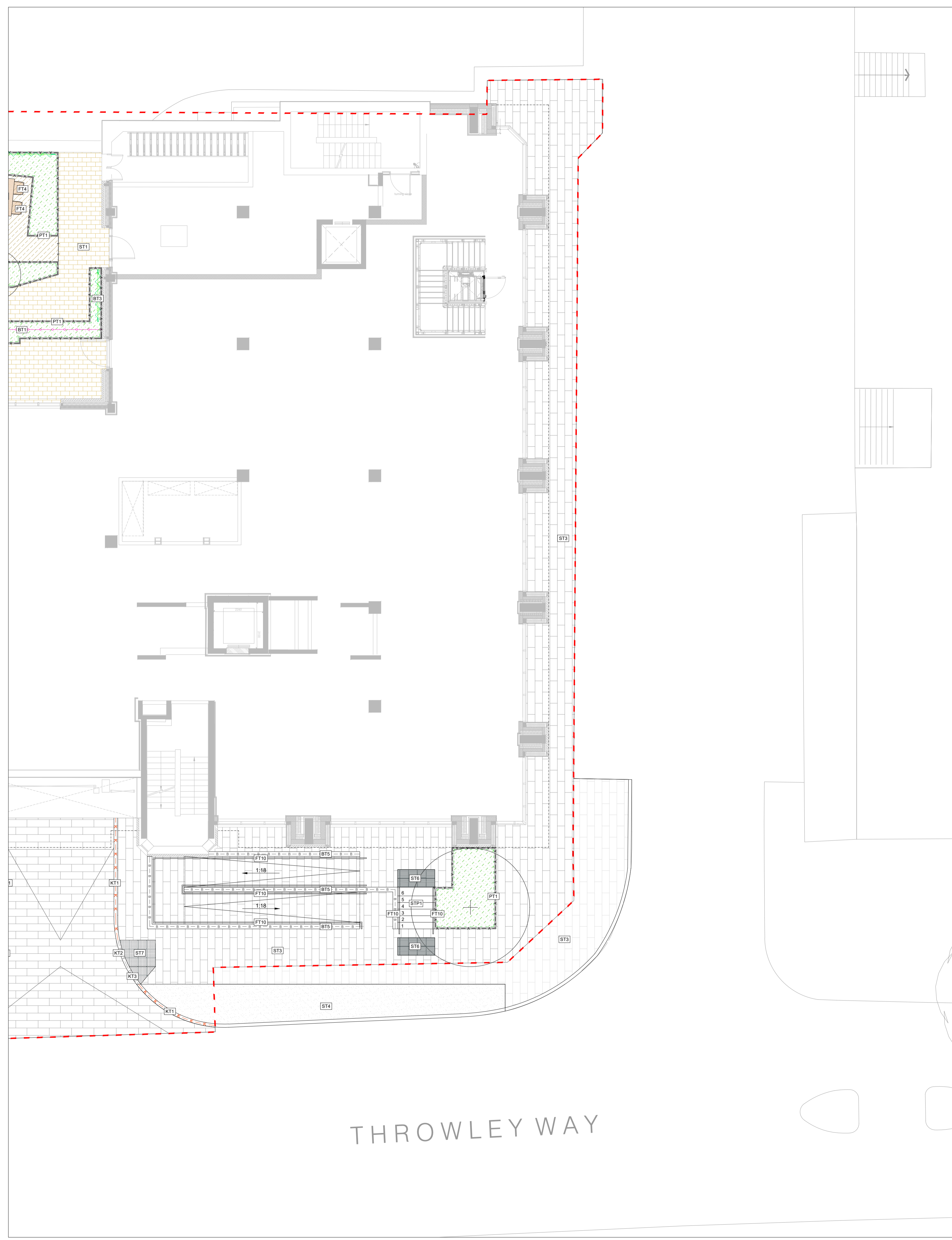
Issued By	London	T: 020 7978 2101
Scale	1:100 @ A1	Drawn ExA
Status	TENDER	Checked VK
Date	22.12.2022	Approved SM

Drawing number
2256-EXA-ZZ-00-DR-L-00101

Revision
T03



P:\LONDON PROJECTS\2022\2256 SUTTON PARK HOUSE\01 BIM\02 CAD\03 SHEET LAYOUT\02 RIBA 4 TENDER\2256-EXA-ZZ-00-DR-L-00103.DWG



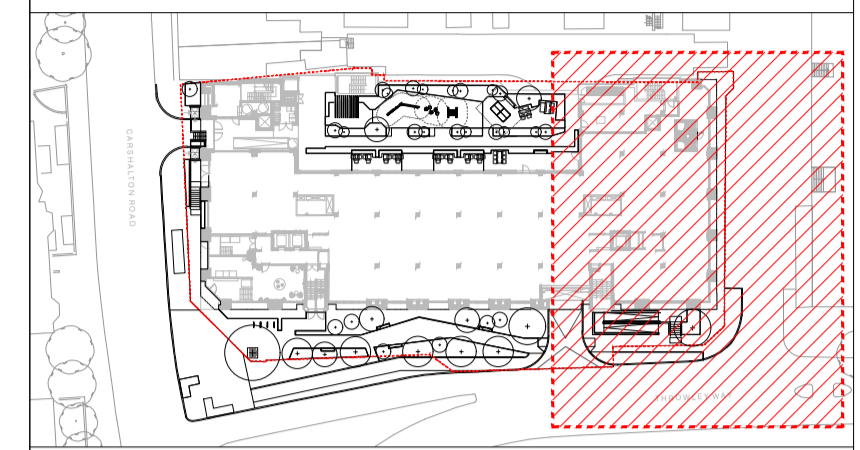
LEGEND - APPLICABLE TO GROUND FLOOR GENERAL ARRANGEMENT DRAWINGS

- SITE BOUNDARY**
-
- SURFACE TYPES**
- SURFACE TYPE ST1 - PORCELAIN TILES TO PODIUM**
PRODUCT: ATRIA PORCELAIN PORCELAIN PAVING
SUPPLIER: RAAT (OR EQUAL APPROVED)
COLOUR/FINISH: AETI TAPE
SIZE: 1200 X 600 X 20MM
LAYING COURSE: STACK BOND
 - SURFACE TYPE ST2 - PORCELAIN DECKING TO PODIUM**
PRODUCT: FABRISO PORCELAIN DECKING
SUPPLIER: RAAT (OR EQUAL APPROVED)
COLOUR/FINISH: PARMA MOOND
SIZE: 1200 X 200 X 20MM
LAYING COURSE: STACK BOND
 - SURFACE TYPE ST3 - CONCRETE FLAG PAVING TO PUBLIC REALM**
PRODUCT: SHELBURNE FLAG PAVING
SUPPLIER: HARDSCAPE (OR EQUAL APPROVED)
COLOUR/FINISH: SILVER GREY
SIZE: 600 X 600 X 65MM 10MM BOND
NOTES: TRANSVERSE STRETCHER BOND LAD PERPENDICULAR TO GRANITE KERB. IN ACCORDANCE WITH SUTTON PUBLIC REALM DESIGN GUIDE
 - SURFACE TYPE ST4 - ASPHALT TO CYCLE LANE TO PUBLIC REALM**
MATERIAL: DENSE BITUMEN MACADAM
IN ACCORDANCE WITH SUTTON PUBLIC REALM DESIGN GUIDE
 - SURFACE TYPE ST5 - PEBBLES TO PUBLIC REALM**
PRODUCT: BEACH PEBBLES
SUPPLIER: STONEWORLD OXFORDSHIRE LTD (OR EQUAL APPROVED)
COLOUR/FINISH: SILVER GREY/MATTE
SIZE: 20MM
 - SURFACE TYPE ST6 - HAZARD TACTILE PAVING TO STEPS**
PRODUCT: TACTILE HAZARD WARNING PAVING
SUPPLIER: MARSHALLS (OR EQUAL APPROVED)
COLOUR: CHARCOAL
SIZE: 400 X 400 X 65MM
 - SURFACE TYPE ST7 - TACTILE PAVING TO CROSSINGS**
PRODUCT: BLISTER HAZARD WARNING TACTILE
SUPPLIER: MARSHALLS (OR EQUAL APPROVED)
COLOUR: CHARCOAL
SIZE: 400 X 400 X 55 MM
 - SURFACE TYPE ST8 - ARTIFICIAL LAWN TO PODIUM**
PRODUCT: BELGRAVIA ARTIFICIAL GRASS
SUPPLIER: EASGRASS (OR EQUAL APPROVED)
SIZE: 40MM THICK
 - STEP TYPE STP1 - CONCRETE STEPS TO PUBLIC REALM**
PRODUCT: CONSERVATION TEXTURED STEPS 72 VISIBILITY STRIPS
SUPPLIER: MARSHALLS (OR EQUAL APPROVED)
COLOUR/FINISH: SILVER GREY
SIZE: 400/350 X RISER VAR X 1000MM
- KERB AND EDGE TYPES**
- EDGE TYPE ET1 - METAL EDGE TO PODIUM**
PRODUCT: RISED ALUMACEL EDGING
SUPPLIER: KNLEY (OR EQUAL APPROVED)
MATERIAL: MEL ALUMINIUM
SIZE: 50MM
 - KERB TYPE KT1 - CONCRETE KERB TO MATCH EXISTING TO PUBLIC REALM**
PRODUCT: TO MATCH EXISTING
SUPPLIER: MARSHALLS (OR EQUAL APPROVED)
COLOUR: TO MATCH EXISTING
SIZE: 125 X 150 X 915MM
 - KERB TYPE KT2 - CONCRETE FLUSH KERB TO PUBLIC REALM**
PRODUCT: CONSERVATION X KERB
SUPPLIER: MARSHALLS (OR EQUAL APPROVED)
COLOUR/FINISH: SILVER GREY/TEXTURED
SIZE: 145 X 225 X 915MM
 - KERB TYPE KT3 - STANDARD TRANSITION KERB TO PUBLIC REALM**
PRODUCT: BRITISH STANDARD KERB, BULLNOSE
SUPPLIER: MARSHALLS (OR EQUAL APPROVED)
COLOUR: TO MATCH EXISTING
SIZE: 150 X 125 X 915MM
 - KERB TYPE KT4 - CONCRETE PIN KERB TO PUBLIC REALM**
PRODUCT: CONSERVATION X EDGING
SUPPLIER: MARSHALLS (OR EQUAL APPROVED)
COLOUR/FINISH: SILVER GREY/TEXTURED
SIZE: 63 X 125 X 915MM
- RAISED PLANTERS & BOUNDARIES**
- PLANTER TYPE PT1 - RAISED STEEL PLANTER TO GROUND FLOOR AND PODIUM**
PRODUCT: VELOX RAPID EDGE SYSTEM
SUPPLIER: LOGIC (OR EQUAL APPROVED)
FINISH: 3MM WEATHERED STEEL (CORTEN) WITH 50MM COPING FOLD
SIZE: H VARIES (REFER TO LEVELS PLANS)
REFER TO DETAIL 2256-EXA-ZZ-00-DR-L-00812 FOR FURTHER INFORMATION
- BOUNDARY TYPES**
- BOUNDARY TYPE BT1 - ARCHITECTURAL RAILING TO ARCHITECTS SPECIFICATION**
HEIGHT: 1300MM AGL (ARCHITECTS TO CONFIRM)
 - BOUNDARY TYPE BT2 - ARCHITECTURAL RAILING TO ARCHITECTS SPECIFICATION**
HEIGHT: 1800MM AGL (ARCHITECTS TO CONFIRM)
 - BOUNDARY TYPE BT3 - TRELLIS FIXED TO PLANTER**
PRODUCT: METAL FRAME WITH VERTICAL WIRES
HEIGHT: EXTENDS 1100MM ABOVE TOP OF PLANTER
 - BOUNDARY TYPE BT4 - METAL GATE**
TO ARCHITECTS SPECIFICATION
 - BOUNDARY TYPE BT5 - DOUBLE SKIN BRICK WALL TO PUBLIC REALM**
TO MATCH ARCHITECTURAL BRICKWORK FOR HEIGHTS. REFER TO LEVELS PLAN
- FURNITURE TYPES**
- FURNITURE TYPE FT1 - INTEGRATED BENCH TO PODIUM**
PRODUCT: PLATEU BENCH
SUPPLIER: LOGIC (OR EQUAL APPROVED)
MATERIAL: CLASS 2 UK GROWN TIMBER
SIZE: VARIES X 450MM, 80 X 80 MM SLATS (REFER TO GA PLANS FOR EXACT SIZE)
 - FURNITURE TYPE FT2 - BENCH WITH BACKREST AND ARMREST TO PODIUM**
PRODUCT: PLATEU BENCH WITH BACKREST AND ARMREST
SUPPLIER: LOGIC (OR EQUAL APPROVED)
MATERIAL: CLASS 2 UK GROWN TIMBER
SIZE: 1980 X 450 X 450MM, 80 X 80 MM SLATS
 - FURNITURE TYPE FT3 - RECTANGULAR TABLE TO PODIUM**
PRODUCT: HAY PALISSADE RECTANGULAR TABLE
SUPPLIER: SKANDIUM (OR EQUAL APPROVED)
MATERIAL: POWDER COATED STEEL
COLOUR: OLIVE
SIZE: 1700 X W900 X H750MM
 - FURNITURE TYPE FT4 - ARMCHAIR TO PODIUM**
PRODUCT: HAY PALISSADE ARMCHAIR
SUPPLIER: SKANDIUM (OR EQUAL APPROVED)
MATERIAL: POWDER COATED STEEL
COLOUR: OLIVE
SIZE: H800 X W510 X D560MM / SEAT HEIGHT 450MM
 - FURNITURE TYPE FT5 - SQUARE TABLE TO PODIUM**
PRODUCT: HAY PALISSADE SQUARE TABLE
SUPPLIER: SKANDIUM (OR EQUAL APPROVED)
MATERIAL: POWDER COATED STEEL
COLOUR: OLIVE
SIZE: H 740 X W 800 X L 800MM
 - FURNITURE TYPE FT6 - BESPOKE TIMBER PERGOLA**
MATERIAL: OAK HARDWOOD
FIXING: FIXED DOWN TO SLAB VIA PITCHPOCKET DETAIL
ACCESSORIES: TENSIONED WIRE TRELLIS SYSTEM
REFER TO DETAIL 2256-EXA-ZZ-00-DR-L-00623 FOR FURTHER INFORMATION
 - FURNITURE TYPE FT7 - DINING BENCH TO PODIUM**
PRODUCT: HAY PALISSADE DINING BENCH
SUPPLIER: SKANDIUM (OR EQUAL APPROVED)
MATERIAL: POWDER COATED STEEL
COLOUR: OLIVE
SIZE: H800 X W1280 X D700MM / SEAT HEIGHT 450MM
 - FURNITURE TYPE FT8 - CYCLE STAND TO PUBLIC REALM**
PRODUCT: TRANSPORT CYCLE STAND
PRODUCT CODE: T1680
SUPPLIER: FURNITURES (OR EQUAL APPROVED)
MATERIAL/FINISH: GALVANISED STEEL CORE/POLYURETHANE ELASTOMER RAL 9005
FIXING: ROOT FIXED
SIZE: 1050 X 750 X 48MM
 - FURNITURE TYPE FT9 - TREE GRILLE TO PUBLIC REALM**
PRODUCT: CASTLE 1A TREE GRILLE
SUPPLIER: GREEN BLUE URBAN (OR EQUAL APPROVED)
MATERIAL/FINISH: HMLD STEEL/HOT DIP GALVANISED
SIZE: 150 X 1500MM
 - FURNITURE TYPE FT10 - METAL HANDRAIL TO STEPS AND RAMPS**
PRODUCT: ALINEA HANDRAIL
SUPPLIER: URBIS SCHNEIDER LTD (OR EQUAL APPROVED)
MATERIAL/FINISH: STAINLESS STEEL/ POWDER COATED DAL 9005
FIXING: ROOT FIXED
 - FURNITURE TYPE FT11 - FREESTANDING BENCH TO PUBLIC REALM**
PRODUCT: PLATEU BENCH (PRODUCT CODE: S184)
SUPPLIER: LOGIC (OR EQUAL APPROVED)
FINISH/ COLOUR: POWDER COATED BRONZE LEGS WITH CLASS 2 UK GROWN TIMBER
SIZE: 1980 X 450 X 450MM, 80 X 80 MM SLATS
- PLAY TYPES**
- PLAY TYPE PLT1 - BALANCE COMBINATION**
PRODUCT: BALANCE COMBINATION
PRODUCT CODE: HRO851
SUPPLIER: KOMPAN (OR EQUAL APPROVED)
MATERIAL: ROBINA BROWN TRANSPARENT
SIZE: 4550 X 2430 X 1970MM
 - PLAY TYPE PLT2 - BALANCE POSTS**
PRODUCT: WATERLILLES BALANCE POSTS, 5 PCS
PRODUCT CODE: HRO200601
SUPPLIER: KOMPAN (OR EQUAL APPROVED)
COLOUR: ROBINA BROWN TRANSPARENT
SIZE: 2170 X 1070 X 320MM
 - PLAY TYPE PLT3 - PLAYGROUND TUNNEL**
PRODUCT: PLAYGROUND TUNNEL
PRODUCT CODE: T11103
SUPPLIER: DUNCAN & GROVE (OR EQUAL APPROVED)
MATERIAL: HARDWOOD W/ STAINLESS STEEL FIXINGS
SIZE: AS SUPPLIED - AREA NEEDED: 4.5 X 4.4M
 - PLAY TYPE PLT4 - OUTDOOR TENNIS TABLE**
PRODUCT: OUTDOOR TABLE TENNIS
SUPPLIER: KENDURU PRO (OR EQUAL APPROVED)
COLOUR: AS SUPPLIED
SIZE: 12743 X W1555 X H820MM - TOTAL H970MM
- SOFT LANDSCAPE**
- PROPOSED PLANTING
 - PROPOSED CLIMBING PLANTS
 - PROPOSED TREES

No dimensions are to be scaled from this drawing. All dimensions are to be checked on site. Area measurements for indicative purposes only.

This drawing is the property of Exterior Architecture Ltd. No part of the drawing may be reproduced in any manner without permission from Exterior Architecture Ltd.

Client
SHEEN LANE DEVELOPMENTS



LOCATION PLAN

T03	ISSUE FOR TENDER	26.04.2024
T02	FOR REVIEW AND COMMENT	10.04.2024
T01	FOR REVIEW AND COORDINATION	22.12.2022
Rev	Description	Date

EXTERIOR ARCHITECTURE
LONDON
Unit 17.1, The Leather Market, 11-13 Weston Street, London, SE1 3ER
MANCHESTER
Studio 537, The Royal Exchange, St Anns Square, Manchester, M2 7DH
E-MAIL office@exteriorarchitecture.com
WEB www.exteriorarchitecture.com

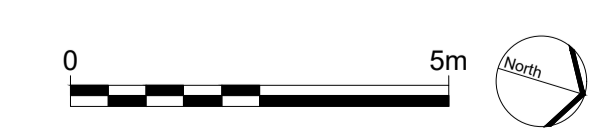
Project title
SUTTON PARK HOUSE

Drawing title
GENERAL ARRANGEMENT PLAN - GROUND FLOOR - SHEET 03

Issued By	London	T: 020 7978 2101
Scale	1:100 @ A1	Drawn ExA
Status	TENDER	Checked VK
Date	22.12.2022	Approved SM

Drawing number
2256-EXA-ZZ-00-DR-L-00103

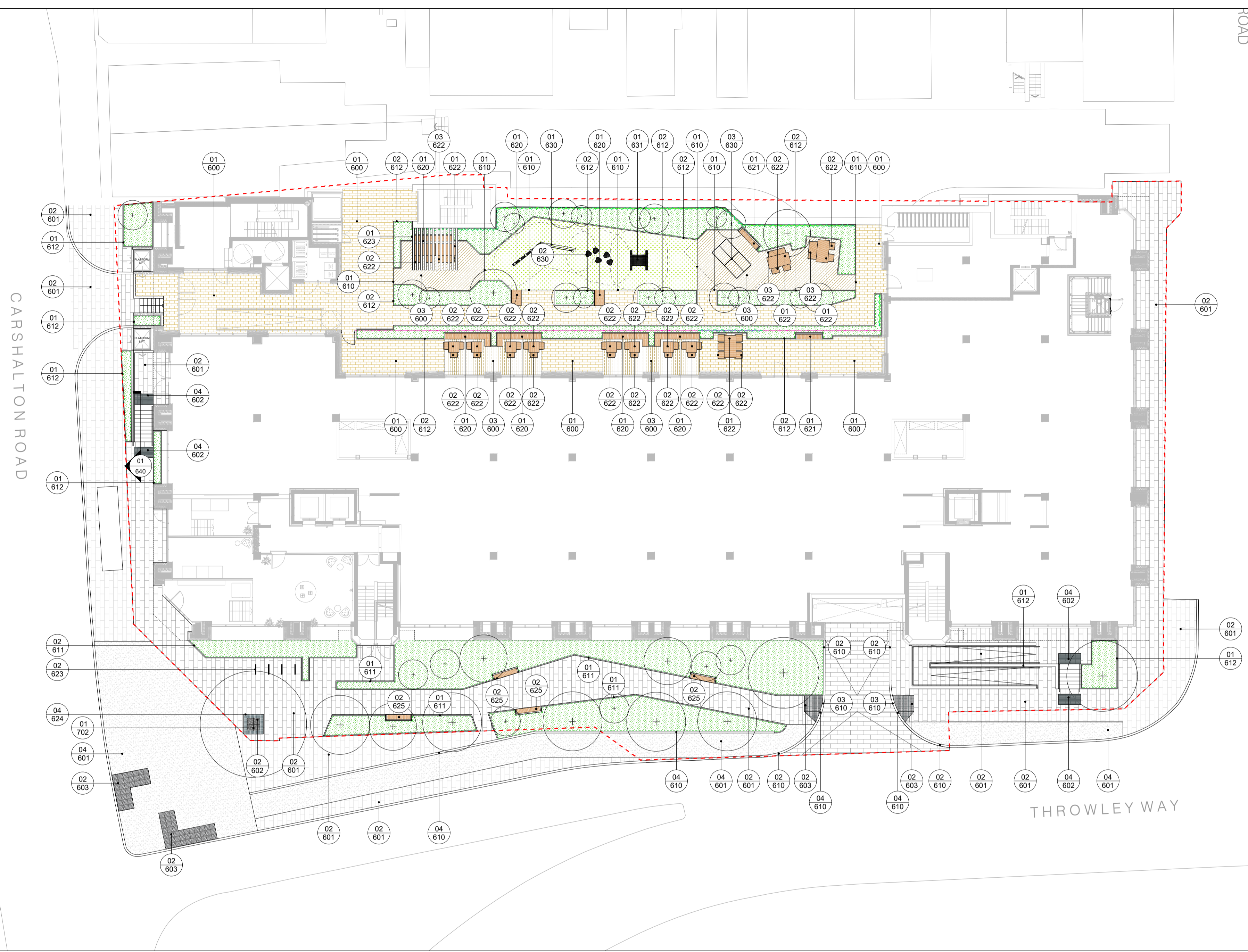
Revision
T03



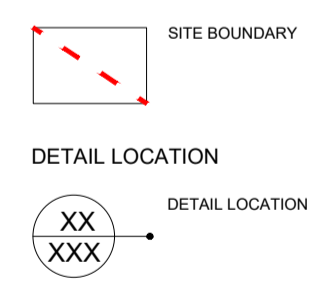
No dimensions are to be scaled from this drawing.
 All dimensions are to be checked on site.
 Area measurements for indicative purposes only.

This drawing is the property of Exterior Architecture Ltd.
 No part of the drawing may be reproduced in any manner
 without permission from Exterior Architecture Ltd.

Client
**SHEEN LANE
 DEVELOPMENTS**



LEGEND - APPLICABLE TO GROUND FLOOR
 GENERAL ARRANGEMENT DRAWINGS



----	----	----
----	----	----
----	----	----
----	----	----
----	----	----
----	----	----
T02	ISSUE FOR TENDER	26.04.2024
T01	FOR REVIEW AND COORDINATION	22.12.2022
Rev	Description	Date

**EXTERIOR
 ARCHITECTURE**
 LONDON
 Unit 17.1, The Leather Market, 11-13 Weston Street, London, SE1 3ER
 MANCHESTER
 Studio 537, The Royal Exchange, St Anns Square, Manchester, M2 7DH
 E-MAIL office@exteriorarchitecture.com
 WEB www.exteriorarchitecture.com

Project title
SUTTON PARK HOUSE

Drawing title
**DETAIL LOCATIONS PLAN - GROUND
 FLOOR**

Issued By	London	T: 020 7978 2101
Scale	1:200 @ A1	Drawn ExA
Status	TENDER	Checked VK
Date	22.12.2022	Approved SM

Drawing number	Revision
2256-EXA-ZZ-00-DR-L-00130	T02



C:\USERS\WILLBONEDRIVE\DESKTOP\PROJECTS\SUTTON HOUSE\02 CAD\03 SHEET LAYOUT\02 RIBA 4 TENDER\2256-EXA-ZZ-00-DR-L-00130.DWG

LEGEND - APPLICABLE TO GROUND FLOOR GENERAL ARRANGEMENT DRAWINGS

SITE BOUNDARY

SURFACE TYPES

- SURFACE TYPE ST1 - PORCELAIN TILES TO PODIUM**
PRODUCT: ATRIA PORCELAIN PORCELAIN PAVING
SUPPLIER: RAAT (OR EQUAL APPROVED)
COLOUR/FINISH: A51 TAUPÉ
SIZE: 1200 X 800 X 20MM
LAYING COURSE: STACK-BOND
- SURFACE TYPE ST2 - CONCRETE DECKING TO PODIUM**
PRODUCT: FABRICO PORCELAIN DECKING
SUPPLIER: RAAT (OR EQUAL APPROVED)
COLOUR/FINISH: PARMA MOOND
SIZE: 1200 X 200 X 20MM
LAYING COURSE: STACK-BOND
- SURFACE TYPE ST3 - CONCRETE FLAG PAVING TO PUBLIC REALM**
PRODUCT: SHELSBOURNE FLAG PAVING
SUPPLIER: RAAT (OR EQUAL APPROVED)
COLOUR/FINISH: SILVER GREY
SIZE: 600 X 600 X 65MM
NOTES: TRANSVERSE STRETCHER BOND LAD PERPENDICULAR TO GRANITE KERB. IN ACCORDANCE WITH SUTTON PUBLIC REALM DESIGN GUIDE
- SURFACE TYPE ST4 - ASPHALT TO CYCLE LANE TO PUBLIC REALM**
MATERIAL: DENSE BITUMEN MACADAM
IN ACCORDANCE WITH SUTTON PUBLIC REALM DESIGN GUIDE
- SURFACE TYPE ST5 - PEBBLES TO PUBLIC REALM**
PRODUCT: BEACH PEBBLES
SUPPLIER: STONEWORLD OXFORDSHIRE LTD (OR EQUAL APPROVED)
COLOUR/FINISH: SILVER GREY/MATTE
SIZE: 20MM
- SURFACE TYPE ST6 - HAZARD TACTILE PAVING TO STEPS**
PRODUCT: TACTILE HAZARD WARNING PAVING
SUPPLIER: MARSHALLS (OR EQUAL APPROVED)
COLOUR: CHARCOAL
SIZE: 400 X 400 X 65MM
- SURFACE TYPE ST7 - TACTILE PAVING TO CROSSINGS**
PRODUCT: BLISTER HAZARD WARNING TACTILE
SUPPLIER: MARSHALLS (OR EQUAL APPROVED)
COLOUR: CHARCOAL
SIZE: 400 X 400 X 50 MM
- SURFACE TYPE ST8 - ARTIFICIAL LAWN TO PODIUM**
PRODUCT: BELGRAVIA ARTIFICIAL GRASS
SUPPLIER: EASINGWOLD (OR EQUAL APPROVED)
SIZE: 40MM THICK
- STEP TYPE STP1 - CONCRETE STEPS TO PUBLIC REALM**
PRODUCT: RIGID ALUMINUM EDGING
SUPPLIER: MARSHALLS (OR EQUAL APPROVED)
COLOUR/FINISH: SILVER GREY
SIZE: 400/350 X RISER VAR X 100/90MM

KERB AND EDGE TYPES

- EDGE TYPE ET1 - METAL EDGE TO PODIUM**
PRODUCT: RIGID ALUMINUM EDGING
SUPPLIER: KNLEY (OR EQUAL APPROVED)
MATERIAL: MIL ALUMINIUM
SIZE: 50MM
- KERB TYPE KT1 - CONCRETE KERB TO MATCH EXISTING TO PUBLIC REALM**
TO MATCH EXISTING
SUPPLIER: MARSHALLS (OR EQUAL APPROVED)
COLOUR: TO MATCH EXISTING
SIZE: 125 X 150 X 915MM
- KERB TYPE KT2 - CONCRETE FLUSH KERB TO PUBLIC REALM**
PRODUCT: CONSERVATION X KERB
SUPPLIER: MARSHALLS (OR EQUAL APPROVED)
COLOUR/FINISH: SILVER GREY/TEXTURED
SIZE: 145 X 225 X 915MM
- KERB TYPE KT3 - STANDARD TRANSITION KERB TO PUBLIC REALM**
PRODUCT: BRITISH STANDARD KERB, BULLNOSE
SUPPLIER: MARSHALLS (OR EQUAL APPROVED)
COLOUR: TO MATCH EXISTING
SIZE: 150 X 125 X 915MM
- KERB TYPE KT4 - CONCRETE PIN KERB TO PUBLIC REALM**
PRODUCT: CONSERVATION X EDGING
SUPPLIER: MARSHALLS (OR EQUAL APPROVED)
COLOUR/FINISH: SILVER GREY/TEXTURED
SIZE: 63 X 125 X 915MM

RAISED PLANTERS & BOUNDARIES

- PLANTER TYPE PT1 - RAISED STEEL PLANTER TO GROUND FLOOR AND PODIUM**
PRODUCT: VELOX RAPID EDGE SYSTEM
SUPPLIER: LOGIC (OR EQUAL APPROVED)
FINISH: 3MM WEATHERED STEEL (CORTEN) WITH 50MM COPING FOLD
SIZE: H VARIES (REFER TO LEVELS PLANS)
REFER TO DETAIL 2256-EXA-ZZ-00-DR-L-00812 FOR FURTHER INFORMATION

BOUNDARY TYPES

- BOUNDARY TYPE BT1 - ARCHITECTURAL RAILING TO ARCHITECTS SPECIFICATION**
HEIGHT: 1300MM AGL (ARCHITECTS TO CONFIRM)
- BOUNDARY TYPE BT2 - ARCHITECTURAL RAILING TO ARCHITECTS SPECIFICATION**
HEIGHT: 1800MM AGL (ARCHITECTS TO CONFIRM)
- BOUNDARY TYPE BT3 - TRELLIS FIXED TO PLANTER**
PRODUCT: METAL FRAME WITH VERTICAL WIRES
HEIGHT: EXTENDS 1100MM ABOVE TOP OF PLANTER
- BOUNDARY TYPE BT4 - METAL GATE**
TO ARCHITECTS SPECIFICATION
- BOUNDARY TYPE BT5 - DOUBLE SKIN BRICK WALL TO PUBLIC REALM**
TO MATCH ARCHITECTURAL BRICKWORK FOR HEIGHTS. REFER TO LEVELS PLAN

FURNITURE TYPES

- FURNITURE TYPE FT1 - INTEGRATED BENCH TO PODIUM**
PRODUCT: PLATEU BENCH
SUPPLIER: LOGIC (OR EQUAL APPROVED)
MATERIAL: CLASS 2 UK GROWN TIMBER
SIZE: VARIES X 450MM, 80 X 80 MM SLATS (REFER TO GA PLANS FOR EXACT SIZE)
- FURNITURE TYPE FT2 - BENCH WITH BACKREST AND ARMREST TO PODIUM**
PRODUCT: PLATEU BENCH WITH BACKREST AND ARMREST
SUPPLIER: LOGIC (OR EQUAL APPROVED)
MATERIAL: CLASS 2 UK GROWN TIMBER
SIZE: 1980 X 450 X 450MM, 80 X 80 MM SLATS
- FURNITURE TYPE FT3 - RECTANGULAR TABLE TO PODIUM**
PRODUCT: HAY PALISSADE RECTANGULAR TABLE
SUPPLIER: SKANDIUM (OR EQUAL APPROVED)
MATERIAL: POWDER COATED STEEL
COLOUR: OLIVE
SIZE: 1700 X 900 X 1750MM
- FURNITURE TYPE FT4 - ARMCHAIR TO PODIUM**
PRODUCT: HAY PALISSADE ARMCHAIR
SUPPLIER: SKANDIUM (OR EQUAL APPROVED)
MATERIAL: POWDER COATED STEEL
COLOUR: OLIVE
SIZE: 8800 X W510 X D560MM / SEAT HEIGHT 450MM
- FURNITURE TYPE FT5 - SQUARE TABLE TO PODIUM**
PRODUCT: HAY PALISSADE SQUARE TABLE
SUPPLIER: SKANDIUM (OR EQUAL APPROVED)
MATERIAL: POWDER COATED STEEL
COLOUR: OLIVE
SIZE: H 740 X W 800 X L 800MM
- FURNITURE TYPE FT6 - BESPOKE TIMBER PERGOLA**
MATERIAL: OAK HARDWOOD
FIXING: FIXED DOWN TO SLAB VIA PITCHPOCKET DETAIL
ACCESSORIES: TENSORED WIRE TRELLIS SYSTEM
REFER TO DETAIL 2256-EXA-ZZ-00-DR-L-00623 FOR FURTHER INFORMATION
- FURNITURE TYPE FT7 - DINING BENCH TO PODIUM**
PRODUCT: HAY PALISSADE DINING BENCH
SUPPLIER: SKANDIUM (OR EQUAL APPROVED)
MATERIAL: POWDER COATED STEEL
COLOUR: OLIVE
SIZE: 1800 X W1280 X D700MM / SEAT HEIGHT 450MM
- FURNITURE TYPE FT8 - CYCLE STAND TO PUBLIC REALM**
PRODUCT: TRANSPORT CYCLE STAND
PRODUCT CODE: 17680
SUPPLIER: FURNITURES (OR EQUAL APPROVED)
MATERIAL/FINISH: GALVANISED STEEL CORE/POLYURETHANE ELASTOMER RAL 9005
FIXING: ROOT FIXED
SIZE: 1050 X 750 X 48MM
- FURNITURE TYPE FT9 - TREE GRILLE TO PUBLIC REALM**
PRODUCT: CASTLE 1A TREE GRILLE
SUPPLIER: GREEN BLUE URBAN (OR EQUAL APPROVED)
MATERIAL/FINISH: MILD STEEL/HOT DIP GALVANISED
SIZE: 150 X 1500MM
- FURNITURE TYPE FT10 - METAL HANDRAIL TO STEPS AND RAMPS**
PRODUCT: ALINEA HANDRAIL
SUPPLIER: URBIS SCHNEIDER LTD (OR EQUAL APPROVED)
MATERIAL/FINISH: STAINLESS STEEL/ POWDER COATED DAL 9005
FIXING: ROOT FIXED
- FURNITURE TYPE FT11 - FREESTANDING BENCH TO PUBLIC REALM**
PRODUCT: PLATEU BENCH (PRODUCT CODE: S184)
SUPPLIER: LOGIC (OR EQUAL APPROVED)
FINISH/ COLOUR: POWDER COATED BRONZE LEGS WITH CLASS 2 UK GROWN TIMBER
SIZE: 1980 X 450 X 450MM, 80 X 80 MM SLATS

PLAY TYPES

- PLAY TYPE PLT1 - BALANCE COMBINATION**
PRODUCT: BALANCE COMBINATION
PRODUCT CODE: HRO051
SUPPLIER: KOMPAN (OR EQUAL APPROVED)
MATERIAL: ROBINA BROWN TRANSPARENT
SIZE: 4550 X 2430 X 1970MM
- PLAY TYPE PLT2 - BALANCE POSTS**
PRODUCT: WATERLILLES BALANCE POSTS, 5 PCS
PRODUCT CODE: HRO020601
SUPPLIER: KOMPAN (OR EQUAL APPROVED)
COLOUR: ROBINA BROWN TRANSPARENT
SIZE: 2170 X 1070 X 320MM
- PLAY TYPE PLT3 - PLAYGROUND TUNNEL**
PRODUCT: PLAYGROUND TUNNEL
PRODUCT CODE: 1111-03
SUPPLIER: DUNCAN & GROVE (OR EQUAL APPROVED)
MATERIAL: HARDWOOD W/ STAINLESS STEEL FIXINGS
SIZE: AS SUPPLIED - AREA NEEDED: 4.5 X 4.4M
- PLAY TYPE PLT4 - OUTDOOR TENNIS TABLE**
PRODUCT: OUTDOOR TABLE TENNIS
SUPPLIER: KENDURU PRO (OR EQUAL APPROVED)
COLOUR: AS SUPPLIED
SIZE: 12743 X W1525 X H820MM - TOTAL H970MM

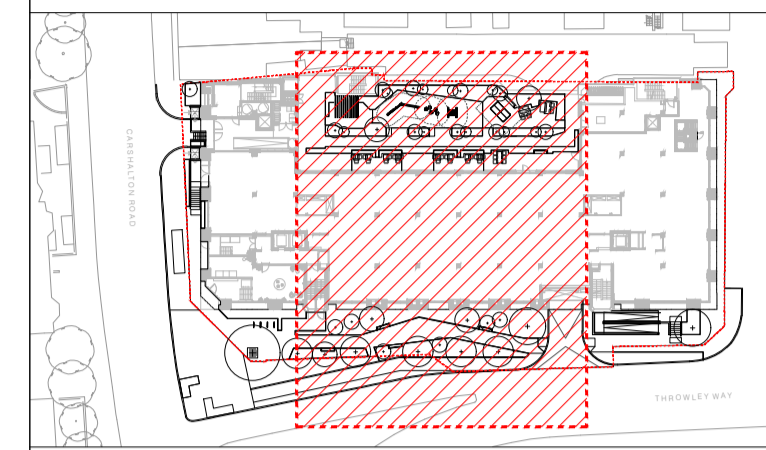
SOFT LANDSCAPE

- PROPOSED PLANTING
- PROPOSED CLIMBING PLANTS
- PROPOSED TREES

No dimensions are to be scaled from this drawing.
All dimensions are to be checked on site.
Area measurements for indicative purposes only.

This drawing is the property of Exterior Architecture Ltd.
No part of the drawing may be reproduced in any manner
without permission from Exterior Architecture Ltd.

Client
SHEEN LANE DEVELOPMENTS



LOCATION PLAN

T03	ISSUE FOR TENDER	26.04.2024
T02	FOR REVIEW AND COMMENT	10.04.2024
T01	FOR REVIEW AND COORDINATION	22.12.2022
Rev	Description	Date

EXTERIOR ARCHITECTURE
LONDON
Unit 17.1, The Leather Market, 11-13 Weston Street, London, SE1 3ER
MANCHESTER
Studio 537, The Royal Exchange, St Anns Square, Manchester, M2 7DH
E-MAIL office@exteriorarchitecture.com
WEB www.exteriorarchitecture.com

Project title
SUTTON PARK HOUSE

Drawing title
GENERAL ARRANGEMENT PLAN - GROUND FLOOR - SHEET 02

Issued By London T: 020 7978 2101
Scale 1:100 @ A1 Drawn ExA
Status TENDER Checked VK
Date 22.12.2022 Approved SM

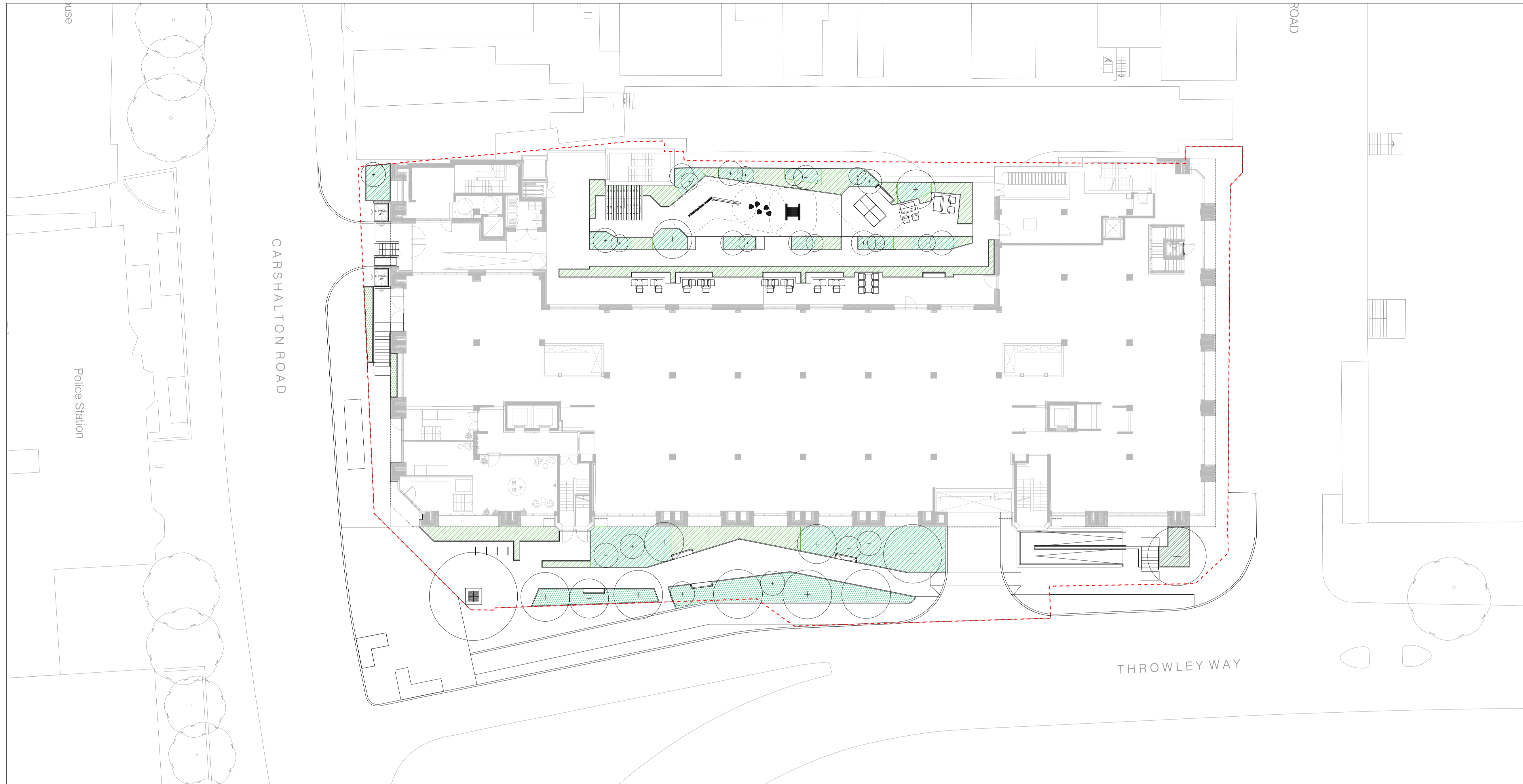
Drawing number 2256-EXA-ZZ-00-DR-L-00102 Revision T03




No dimensions are to be scaled from this drawing.
 All dimensions are to be checked on site.
 Area measurements for indicative purposes only.



This drawing is the property of Exterior Architecture Ltd.
 No part of the drawing may be reproduced in any manner
 without permission from Exterior Architecture Ltd.

Client
**SHEEN LANE
 DEVELOPMENTS**



LEGEND - APPLICABLE TO ALL LEVELS SOIL PLAN DRAWINGS

-  SITE BOUNDARY

- SOIL DEPTHS**
-  **SHRUBS-PLANTING AREAS**
 600MM SOIL DEPTH + 50MM MULCH (OFF SLAB)
 450MM SOIL DEPTH + 50MM MULCH (ON SLAB)
 REFER TO DRAWING 2256-EXA-ZZ-00-DR-L-00700 FOR TYPICAL DETAILS
-  **TREES**
 1000MM SOIL DEPTH + 50MM MULCH (OFF SLAB)
 900MM SOIL DEPTH + 50MM MULCH (ON SLAB)
 REFER TO DRAWING 2256-EXA-ZZ-00-DR-L-00701 FOR OFF SLAB DETAIL
 REFER TO DRAWING 2256-EXA-ZZ-00-DR-L-00703 FOR ON SLAB DETAIL

----	----	----
----	----	----
----	----	----
----	----	----
----	----	----
----	----	----
----	----	----
T02	ISSUE FOR TENDER	26.04.2024
T01	FOR REVIEW AND COORDINATION	22.12.2022
Rev	Description	Date

EXTERIOR ARCHITECTURE
 LONDON
 Unit 17.1, The Leather Market, 11-13 Weston Street, London, SE1 3ER
 MANCHESTER
 Studio 537, The Royal Exchange, St Anns Square, Manchester, M2 7DH
 E-MAIL office@exteriorarchitecture.com
 WEB www.exteriorarchitecture.com

Project title
SUTTON PARK HOUSE

Drawing title
SOILS PLAN - GROUND FLOOR

Issued By	London	T: 020 7978 2101
Scale	1:200 @ A1	Drawn ExA
Status	TENDER	Checked VK
Date	22.12.2022	Approved SM

Drawing number	Revision
2256-EXA-ZZ-00-DR-L-00140	T02

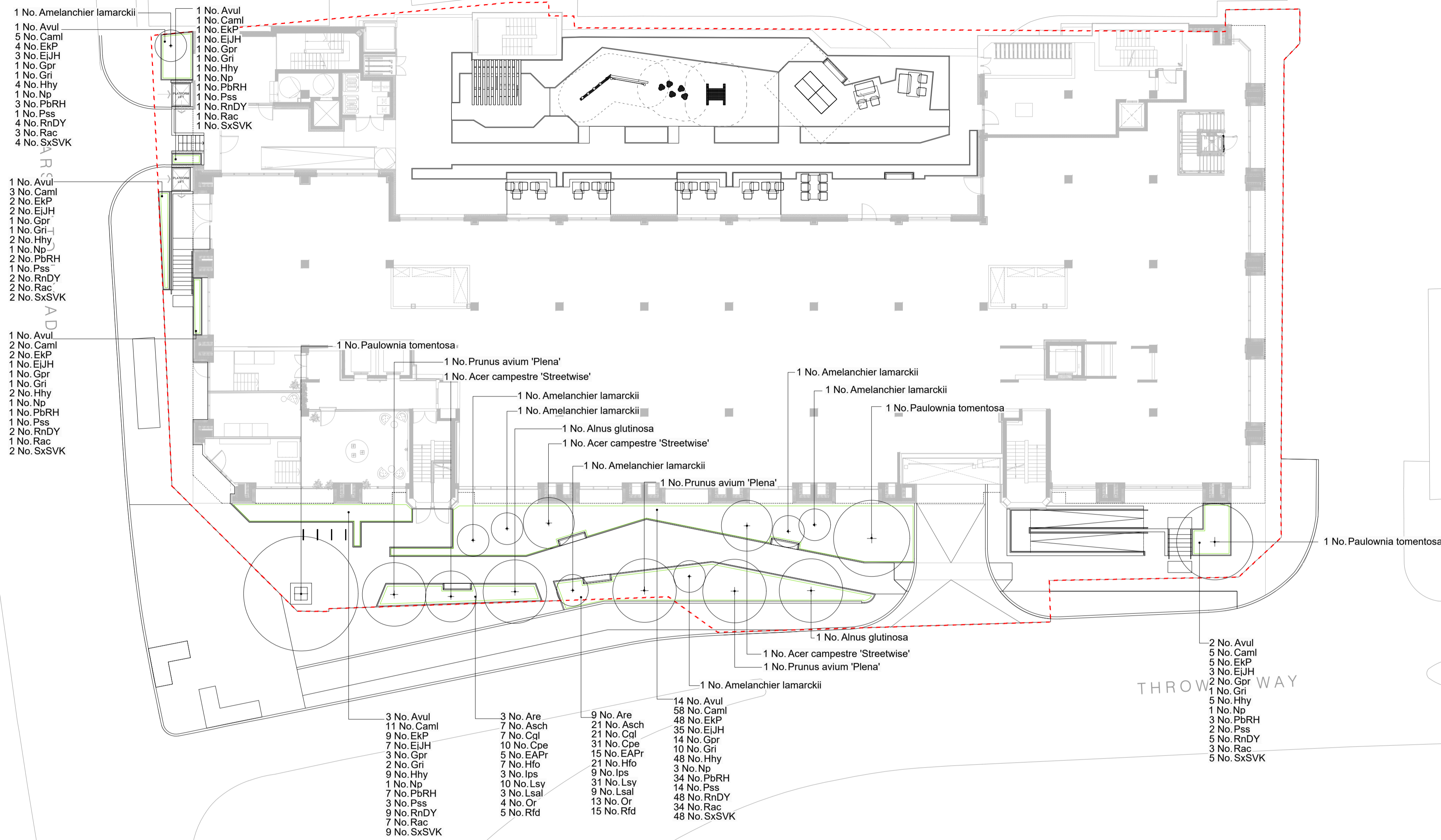


C:\USERS\WILLBOND\DESKTOP\PROJECTS\SUTTON HOUSE\02 CAD\03 SHEET LAYOUT\02 RIBA 4 TENDER\2256-EXA-ZZ-00-DR-L-00140.DWG

No dimensions are to be scaled from this drawing.
All dimensions are to be checked on site.
Area measurements for indicative purposes only.

This drawing is the property of Exterior Architecture Ltd.
No part of the drawing may be reproduced in any manner
without permission from Exterior Architecture Ltd.

Client
SHEEN LANE
DEVELOPMENTS



Planting Schedule - Ground Floor: Public Realm

Number	Species	Common Name	Girth	Height	Specification
3	Acer campestre 'Streetwise'	Field Maple 'Streetwise'	18-20cm	400-450cm	Extra Heavy Standard: 3x: RB: Clear Stem min. 200cm
2	Alnus glutinosa	Common Alder	25-30cm	550-600cm	Semi-Mature: C: Clear Stem min. 200cm
7	Amelanchier lamarckii	Juneberry	250-300cm	Multi-Stemmed: Bushy: 3 Stems min.: C	
3	Paulownia tomentosa	Empress Tree	20-25cm	min. 450cm	Semi-Mature: C: Clear Stem min. 200cm
3	Prunus avium 'Plena'	Double Gean	18-20cm	450-500cm	Extra Heavy Standard: C: Clear Stem min. 200cm

Number	Abbreviation	Species	Common Name	Pot Size	Height	Specification	Mix Species Density
12	Are	Ajuga reptans	Bugle	3L		Full Pot: Sept to April planting: British Native-origin: C	3/m ²
28	Asch	Allium schoenoprasum	Chives	2L		Full Pot: C	10/m ²
23	Avul	Aquilegia vulgaris	Granny's Bonnet	2L		Full Pot: Sept to April planting: British Native-origin: C	2/m ²
85	Caml	Camassia leichtlinii	Indian Lily			Grade 14/+	12/m ²
28	Cgl	Campanula glomerata	Clustered Bellflower	2L		Full Pot: C	5/m ²
41	Cpe	Carex pendula	Pendulous Sedge	3L		Full Pot: C	5/m ²
20	EAPr	Echinacea 'Art's Pride'	Coneflower 'Art's Pride'	3L		Full Pot: C	5/m ²
71	EkP	Erigeron karvinskianus 'Profusion'	Midsummer Daisy 'Profusion'	3L		Full Pot: C	5/m ²
52	EjJH	Euonymus japonicus 'Jean Hugues'	Japanese Spindle 'Jean Hugues'	5L	40-60cm	Bushy: 7 brks: C	3/m ²
23	Gpr	Geranium pratense	Meadow Cranesbill	3L		Full Pot: Sept to April planting: British Native-origin: C	2/m ²
17	Gri	Geum rivale	Water Avens	1L		Full Pot: Sept to April planting: British Native-origin: C	2/m ²
28	Hfo	Helleborus foetidus	Stinking Hellebore	3L		Full Pot: C	5/m ²
71	Hhy	Helleborus x hybridus	Hybrid Lenten Rose	3L		Full Pot: C	5/m ²
12	Ips	Iris pseudacorus	Yellow Flag Iris	3-4L		Full Pot: Sept to April planting: British Native-origin: C	3/m ²
41	Lsy	Luzula sylvatica	Great Wood-rush	3L		Full Pot: C	5/m ²
12	Lsal	Lythrum salicaria	Purple Loosestrife	5-7.5L		Full Pot: Sept to April planting: British Native-origin: C	3/m ²
9	Np	Narcissus pseudonarcissus	Wild Daffodil			Grade 6/+ Topsize	1/m ²
17	Or	Osmunda regalis	Royal Fern	5L	60-80cm	Full Pot: C	3/m ²
51	PbRH	Penstemon 'Blue Riding Hood'		3L		Full Pot: C	5/m ²
23	Pss	Poterium sanguisorba sanguisorba	Salad Burnet	1L		Full Pot: Sept to April planting: British Native-origin: C	2/m ²
71	RnDY	Rosa 'Nuits de Young'		3L		Full Pot: C	5/m ²
20	Rfd	Rudbeckia fulgida deamii	Black-eyed Susan deamii	3L		Full Pot: C	5/m ²
51	Rac	Ruscus aculeatus	Butcher's Broom	3L	30-40cm	Several Shoots: 3 brks: C	5/m ²
71	SxSVK	Salvia x sylvestris 'Viola Klose'	Sage 'Viola Klose'	3L		Full Pot: C	5/m ²

Rev	Description	Date
T03	ISSUE FOR TENDER	26.04.2024
T02	GENERAL UPDATE	21.06.2023
T01	FOR REVIEW AND COORDINATION	22.12.2022

EXTERIOR ARCHITECTURE
LONDON
Unit 17.1, The Leather Market, 11-13 Weston Street, London, SE1 3ER
MANCHESTER
Studio 537, The Royal Exchange, St Anns Square, Manchester, M2 7DH
E-MAIL office@exteriorarchitecture.com
WEB www.exteriorarchitecture.com

Project title
SUTTON PARK HOUSE

Drawing title
PLANTING PLAN & SCHEDULE - GROUND FLOOR - SHEET 01

Issued By London T: 020 7978 2101
Scale 1:200 @ A1 Drawn EXA
Status TENDER Checked VK
Date 22.12.2022 Approved SM

Drawing number
2256-EXA-ZZ-00-DR-L-00200
Revision
T03

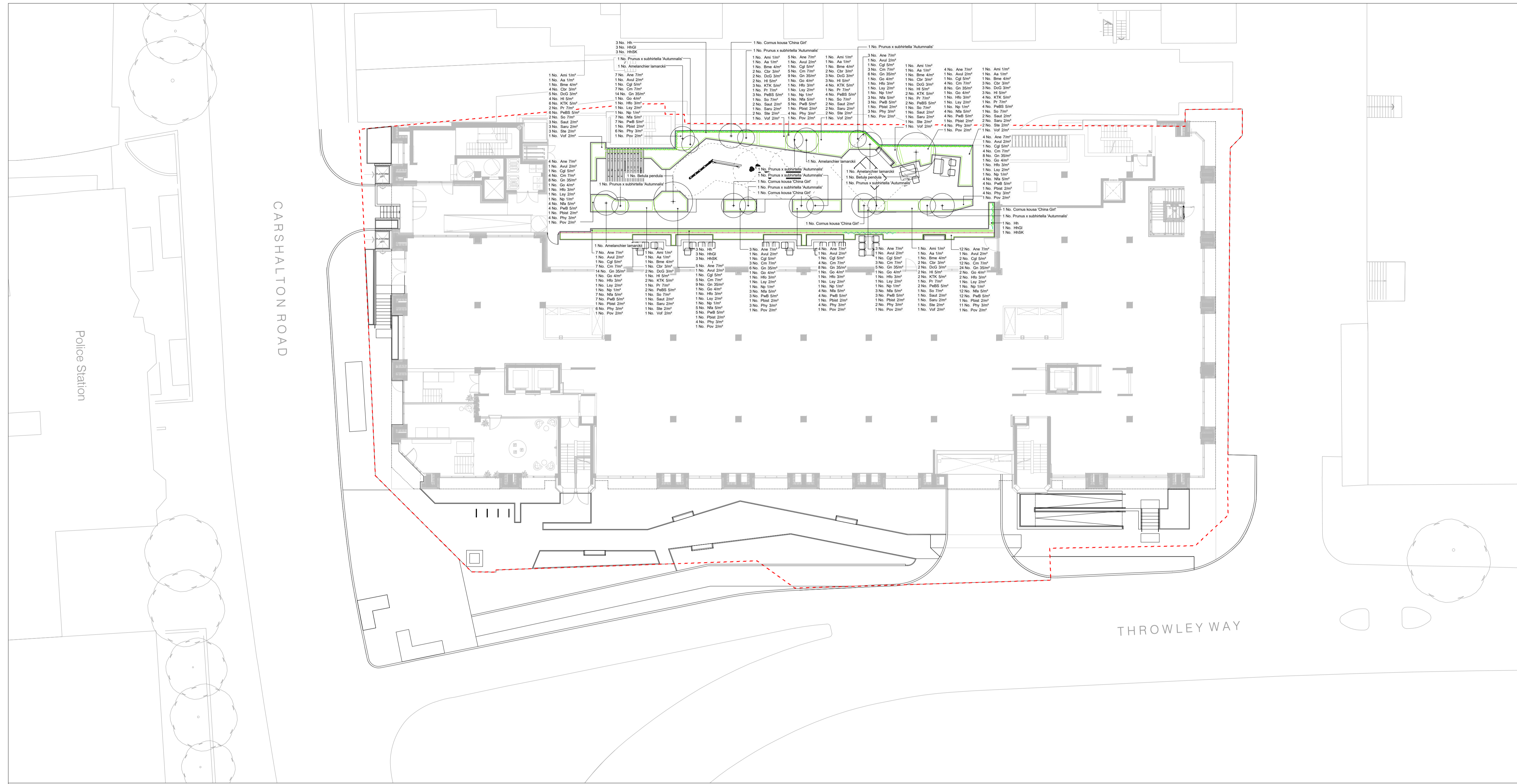


C:\USERS\WILLBONEDRIVE\DESKTOP\PROJECTS\SUTTON HOUSE\02 CAD\03 SHEET LAYOUT\T02 RIBA 4 TENDER\2256-EXA-ZZ-00-DR-L-00200.DWG

No dimensions are to be scaled from this drawing.
All dimensions are to be checked on site.
Area measurements for indicative purposes only.

This drawing is the property of Exterior Architecture Ltd.
No part of the drawing may be reproduced in any manner
without permission from Exterior Architecture Ltd.

Client
**SHEEN LANE
DEVELOPMENTS**



Planting Schedule - Ground Floor : Podium

Trees					
Number	Species	Common Name	Girth	Height	Specification
4	Amelanchier lamarckii	Juneberry		250-300cm	Multi-Stemmed: Bushy: 3 Stems min.: C
2	Betula pendula	Common Silver Birch	18-20cm	450-500cm	Extra Heavy Standard: C: Clear Stem min. 200cm
5	Cornus kousa 'China Girl'	Chinese Dogwood 'China Girl'		200-250cm	Branched: 5 brks: C
9	Prunus x subhirtella 'Autumnalis'	Autumn Cherry		200-250cm	Feathered: 5 brks: 2x: B

Climbers					
Number	Species	Common Name	Pot Size	Height	Specification
7	Hedera helix	Common Ivy	7L	150-175cm	Caned: Several Shoots: 5+ brks: C
7	Hedera helix 'Glacier'	Ivy 'Glacier'	10L	100-150cm	Caned: Several Shoots: 5 brks: C
7	Hedera helix 'Silver Kolibri'		7L	100-150cm	Caned: Several Shoots: 5 brks: C

Amenity Planting						
Number	Abbreviation	Species	Common Name	Pot Size	Density	Specification
7	Ami	Achillea millefolium	Yarrow	3L	1/m ²	Full Pot: Sept to April planting: British Native-origin: C
7	Aa	Allium ampeloprasum	Wild Leek	2L	1/m ²	Full Pot: C
61	Ane	Anemone nemorosa	Wood Anemone	2L	7/m ²	Full Pot: C
12	Avul	Aquilegia vulgaris	Granny's Bonnet	2L	2/m ²	Full Pot: Sept to April planting: British Native-origin: C
7	Bme	Briza media	Quaking Grass	5L	4/m ²	Full Pot: Sept to April planting: British Native-origin: C
15	Cbr	Calamagrostis brachytricha	Korean Feather Grass	5L	3/m ²	Full Pot: C
13	Cgl	Campanula glomerata	Clustered Bellflower	2L	5/m ²	Full Pot: C
61	Cm	Convallaria majalis	Lily-of-the-Valley	2L	7/m ²	Full Pot: C
18	DcG	Deschampsia cespitosa 'Goldtau'	Tufted Hair Grass 'Goldtau'	5L	3/m ²	Full Pot: C
119	Gn	Galanthus nivalis	Common Snowdrop		35/m ²	Grade 7/8
13	Go	Galium odoratum	Sweet Woodruff	3L	4/m ²	Full Pot: Sept to April planting: British Native-origin: C
13	Hfo	Helleborus foetidus	Stinking Hellebore	3L	3/m ²	Full Pot: C
16	Hl	Hemerocallis lilioasphodelus	Yellow Daylily	3L	5/m ²	Full Pot: C
23	KTK	Kniphofia 'Tawny King'	Red Hot Poker 'Tawny King'	3L	5/m ²	Full Pot: C
12	Lsy	Luzula sylvatica	Great Wood-rush	5L	2/m ²	Full Pot: Sept to April planting: British Native-origin: C
12	Np	Narcissus pseudonarcissus	Wild Daffodil		1/m ²	Grade 6/+ Topsize
61	Nfa	Nepeta x faassenii	Garden Catmint	3L	5/m ²	Full Pot: C
8	Pr	Papaver rhoas	Common Poppy	50cc min.	7/m ²	Plug: Established Root min. 2-3 months: Sept to April planting: British Native-origin: C
61	PwB	Penstemon 'White Bedder'	Beard Tongue 'White Bedder'	3L	5/m ²	Full Pot: C
23	PeBS	Perovskia 'Blue Spire'	Russian Sage 'Blue Spire'	3L	5/m ²	Bushy: 3 brks: C
12	Pbist	Persicaria bistorta	Common Bistort	2L	2/m ²	Full Pot: Sept to April planting: British Native-origin: C
55	Phy	Polygonatum x hybridum	Garden Solomon's Seal	5L	3/m ²	Full Pot: C
12	Pov	Polypodium vulgare	Common Polypody	5L	2/m ²	Full Pot: C

55	Phy	Polygonatum x hybridum	Garden Solomon's Seal	5L	3/m ²	Full Pot: C
12	Pov	Polypodium vulgare	Common Polypody	5L	2/m ²	Full Pot: C
8	So	Sanguisorba officinalis	Great Burnet	2L	7/m ²	Full Pot: Sept to April planting: C
12	Saut	Sesleria autumnalis	Autumn Moor Grass	5-7.5L	2/m ²	Full Pot: C
11	Saru	Stipa arundinacea	Pheasant's Tail Grass	5-7.5L	2/m ²	Full Pot: C
12	Ste	Stipa tenuissima	Mexican Feather Grass	5-7.5L	2/m ²	Full Pot: C
7	Vof	Valeriana officinalis	Common Valerian	1L	2/m ²	Full Pot: Sept to April planting: British Native-origin: C

-----	-----	-----
-----	-----	-----
-----	-----	-----
-----	-----	-----
-----	-----	-----
-----	-----	-----
-----	-----	-----
T03	ISSUE FOR TENDER	26.04.2024
T02	GENERAL UPDATE	21.06.2023
T01	FOR REVIEW AND COORDINATION	22.12.2022
Rev	Description	Date

**EXTERIOR
ARCHITECTURE**

LONDON
Unit 17.1, The Leather Market, 11-13 Weston Street, London, SE1 3ER
MANCHESTER
Studio 537, The Royal Exchange, St Anns Square, Manchester, M2 7DH
E-MAIL office@exteriorarchitecture.com
WEB www.exteriorarchitecture.com

Project title
SUTTON PARK HOUSE

Drawing title
**PLANTING PLAN & SCHEDULE -
GROUND FLOOR - SHEET 02**

Issued By London T: 020 7978 2101
Scale 1:200 @ A1 Drawn ExA
Status TENDER Checked VK
Date 22.12.2022 Approved SM

Drawing number
2256-EXA-ZZ-00-DR-L-00201
Revision
T03

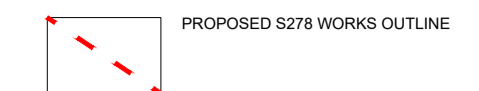
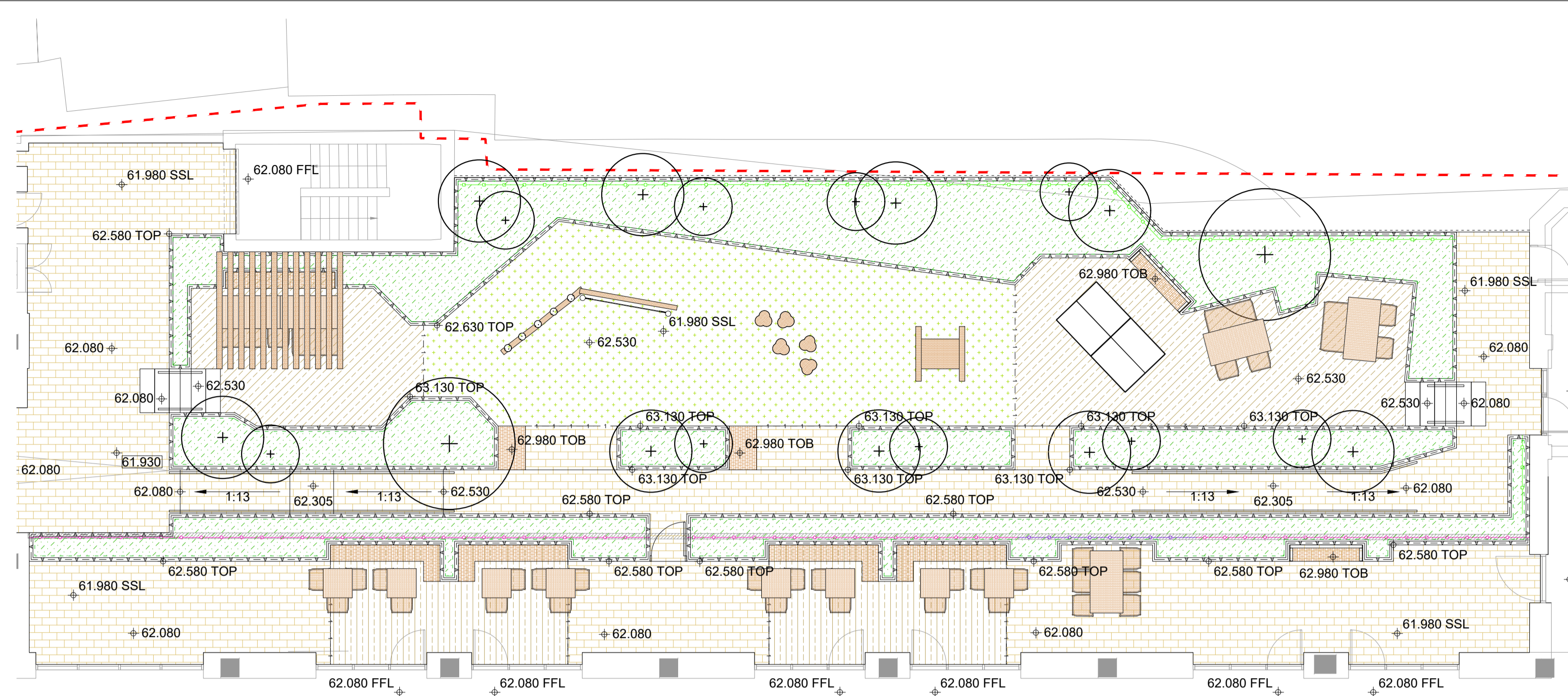
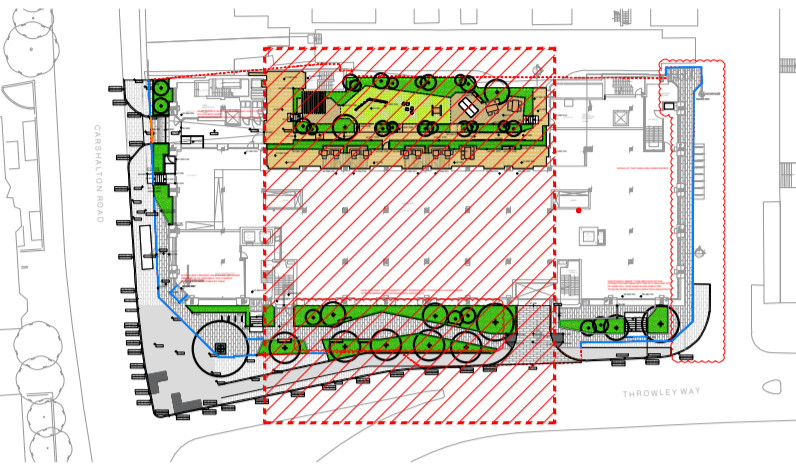


C:\USERS\WILLBONEDRIVE\DESKTOP\PROJECTS\SUTTON HOUSE\02 CAD\03 SHEET LAYOUT\T02 RIBA 4 TENDER\2256-EXA-ZZ-00-DR-L-00201.DWG

No dimensions are to be scaled from this drawing.
All dimensions are to be checked on site.
Area measurements for indicative purposes only.

This drawing is the property of Exterior Architecture Ltd.
No part of the drawing may be reproduced in any manner
without permission from Exterior Architecture Ltd.

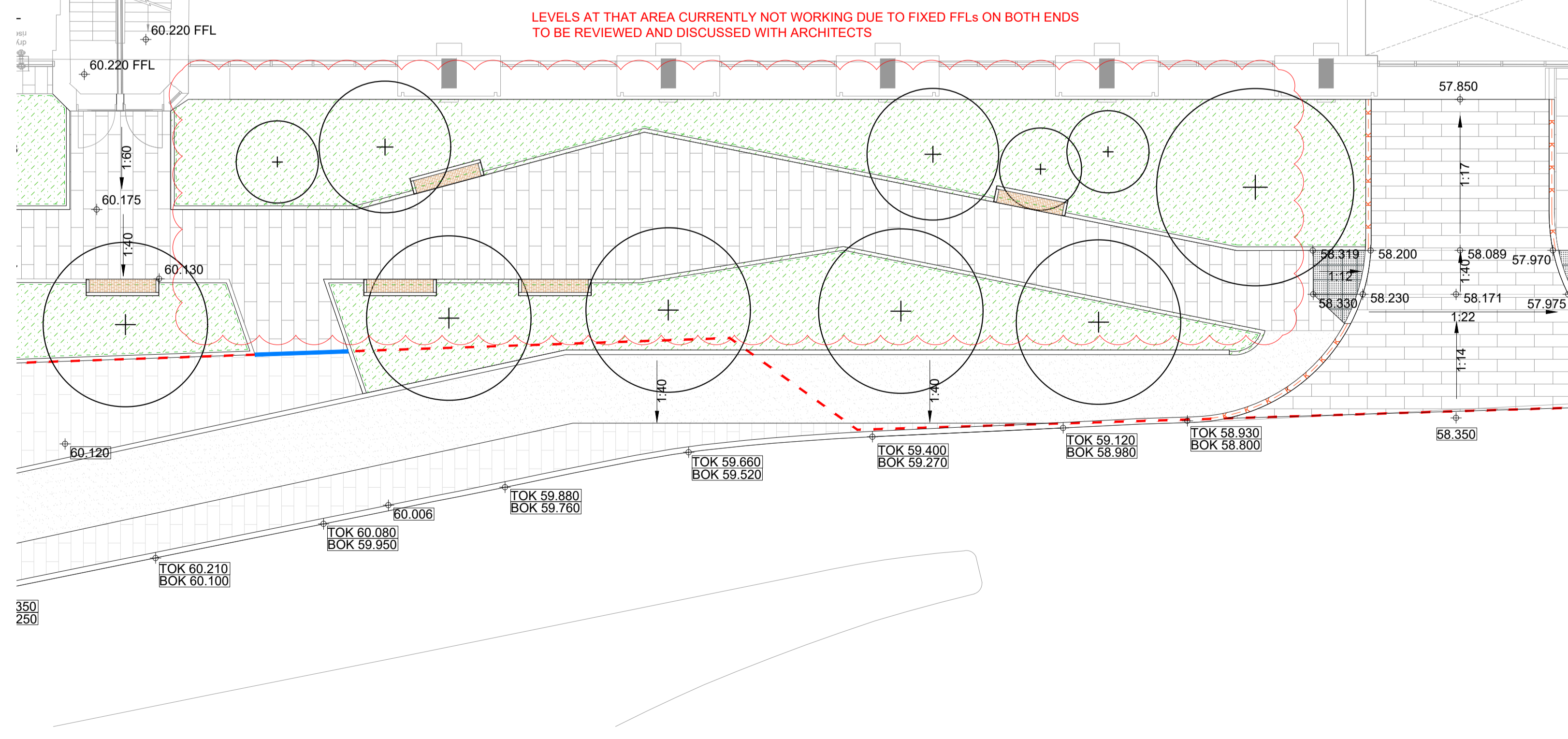

Client
**SHEEN LANE
DEVELOPMENTS**



LEGEND - APPLICABLE TO ALL LEVELS & DRAINAGE PLANS

- LEVELS**
- PROPOSED SPOT LEVEL
 - PROPOSED FINISHED FLOOR LEVEL
 - PROPOSED SLAB SURFACE LEVEL
 - PROPOSED TOP OF PLANTER LEVEL
 - PROPOSED TOP OF BENCH LEVEL
 - PROPOSED EDGE LEVEL
 - PROPOSED TOP OF FEATURE LEVEL
 - TOK PROPOSED TOP OF KERB LEVEL
BOK PROPOSED BOTTOM OF KERB LEVEL
 - EXISTING LEVEL RETAINED
 - PROPOSED GRADIENT
- DRAINAGE**
- PROPOSED SLOT/CHANNEL DRAIN
TO CIVIL ENGINEERS SPECIFICATION
LOCATIONS TBC

**ALL LEVELS TO BE CONFIRMED WITH BUILDING OFFICER
ALL ROAD LEVELS TO BE AGREED WITH AND SIGNED OFF BY HIGHWAY ENGINEERS
THE SLOPE OF THE ADOPTABLE AREAS WILL BE TOWARDS OUR SITE. A DRAINAGE
STRATEGY/COLLECTION TO BE CONFIRMED BY HIGHWAY ENGINEERS**



----	----	----
T01	FOR REVIEW AND COORDINATION	22.12.2022
Rev	Description	Date

EXTERIOR ARCHITECTURE
LONDON
Unit 17.1, The Leather Market, 11-13 Weston Street, London, SE1 3ER
MANCHESTER
Studio 537, The Royal Exchange, St Anns Square, Manchester, M2 7DH
E-MAIL office@exteriorarchitecture.com
WEB www.exteriorarchitecture.com

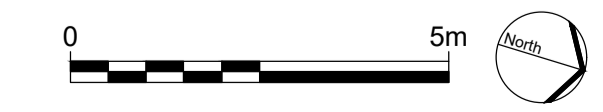
Project title
Sutton Park House

Drawing title
**LEVELS & SURFACE DRAINAGE PLAN
- GROUND FLOOR - SHEET 02**

Issued By London T: 020 7978 2101
Scale 1:100 @ A1 Drawn ExA
Status TENDER Checked VK
Date 22.12.2022 Approved SM

Drawing number
2256-EXA-ZZ-GF-DR-L-00301

Revision
T01

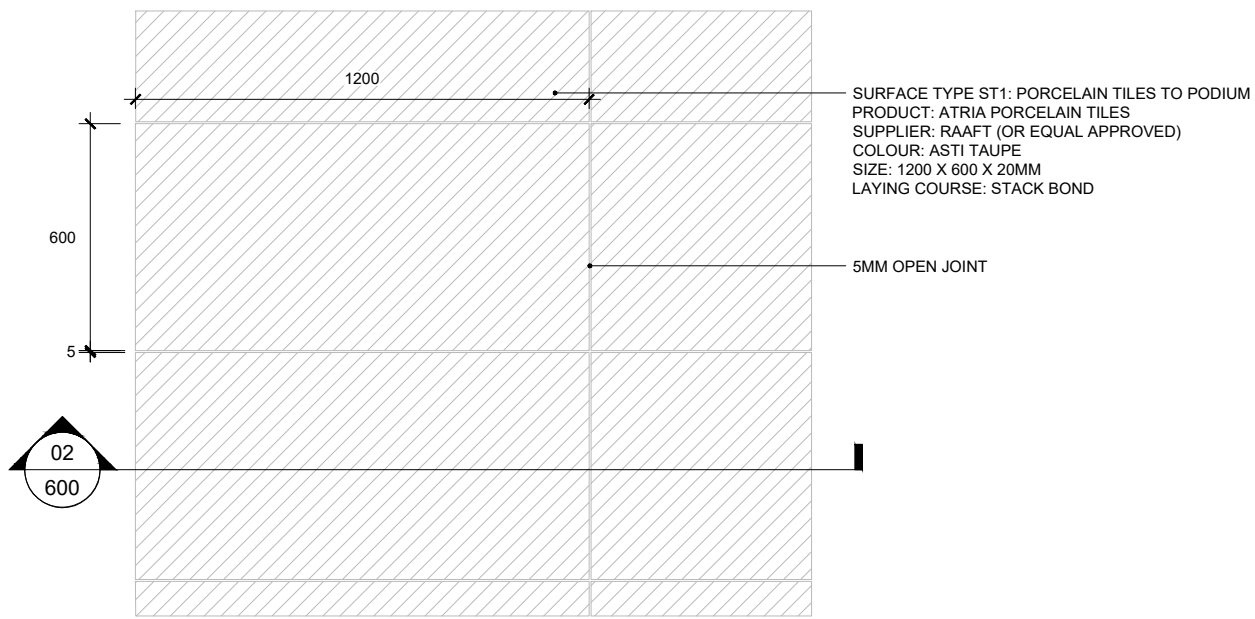


P:\LONDON PROJECTS\2022\2256 SUTTON PARK HOUSE\01 BIM\02 CAD\03 SHEET LAYOUT\02 RIBA 4 TENDER\2256-EXA-ZZ-GF-DR-L-00301.DWG

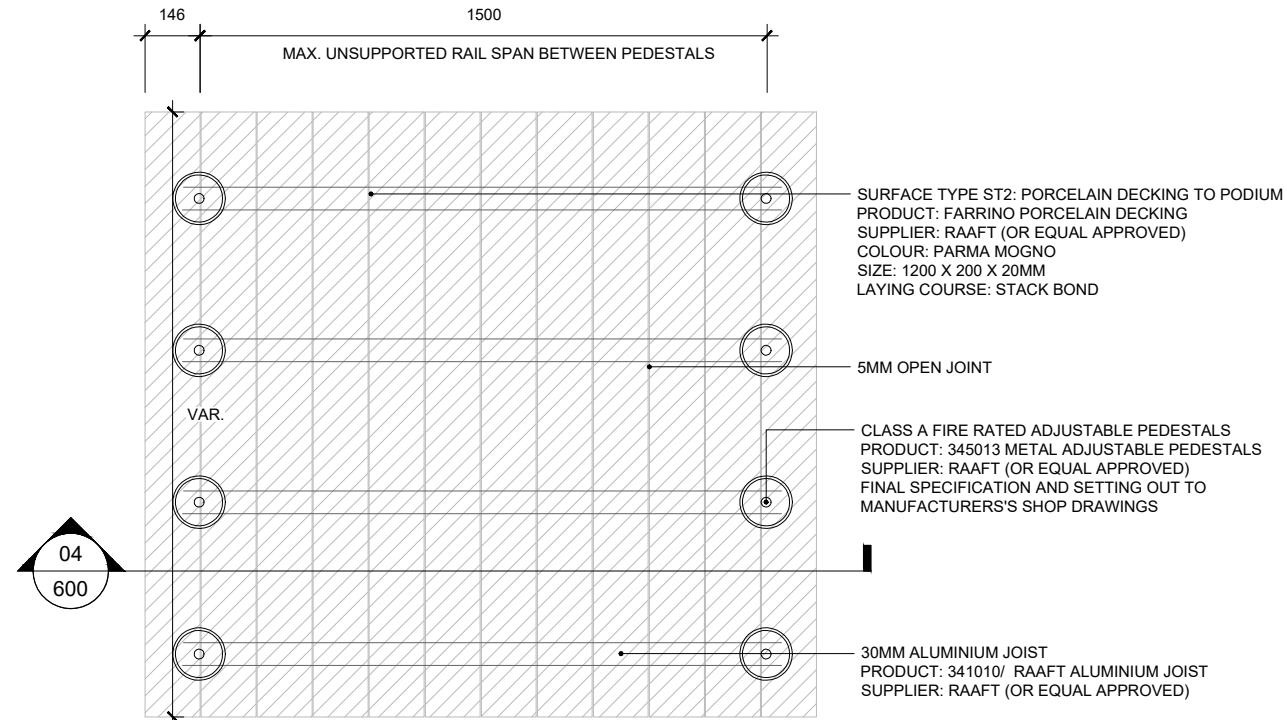
No dimensions are to be scaled from this drawing.
 All dimensions are to be checked on site.
 Area measurements for indicative purposes only.

This drawing is the property of Exterior Architecture Ltd.
 No part of the drawing may be reproduced in any manner without permission from Exterior Architecture Ltd.

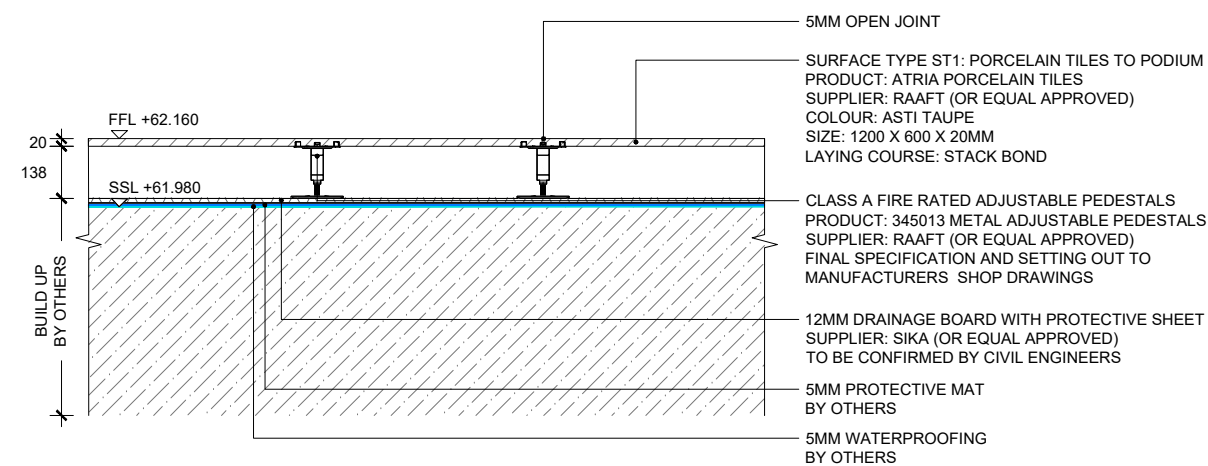
Client
 SHEEN LANE DEVELOPMENTS



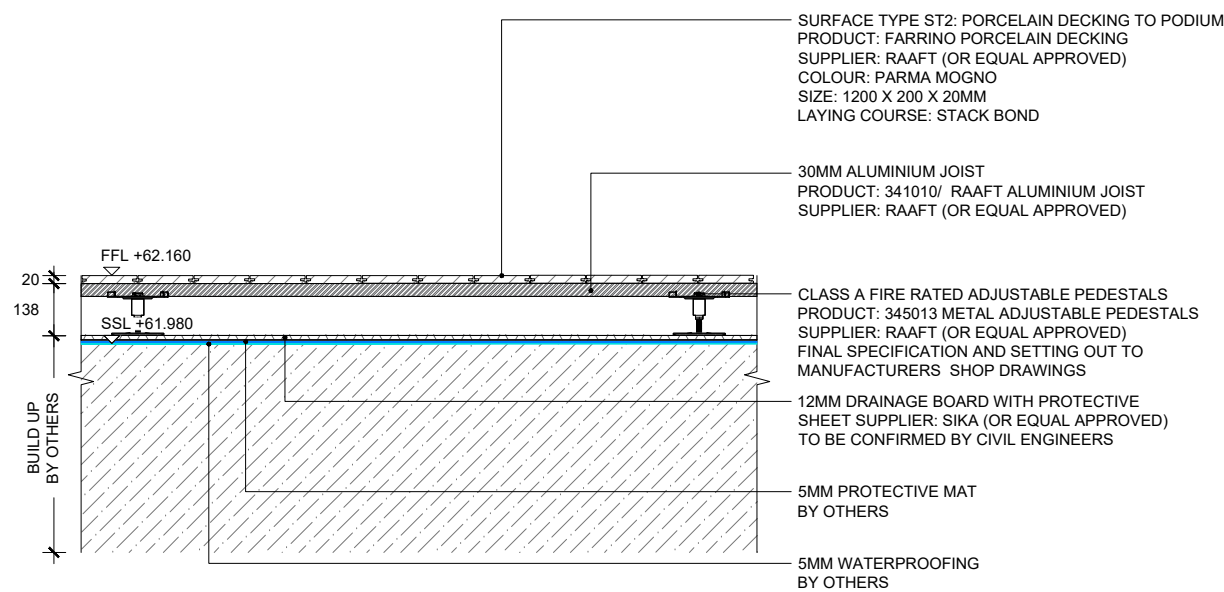
01 SURFACE TYPE ST1: PORCELAIN TILES TO PODIUM
 00600 PLAN SCALE 1:20



03 SURFACE TYPE ST2: PORCELAIN DECKING TO PODIUM
 00600 PLAN SCALE 1:20



02 SURFACE TYPE ST1: PORCELAIN TILES TO PODIUM
 00600 SECTION SCALE 1:20



04 SURFACE TYPE ST2: PORCELAIN DECKING TO PODIUM
 00600 SECTION SCALE 1:20

---	---	---
T03	ISSUE FOR TENDER	26.04.2024
T02	FOR REVIEW AND COMMENT	10.04.2024
T01	FOR REVIEW AND COORDINATION	22.12.2022
Rev	Description	Date

EXTERIOR ARCHITECTURE
 LONDON
 Unit 17.1, The Leather Market, 11-13 Weston Street, London, SE1 3ER
 MANCHESTER
 Studio 537, The Royal Exchange, St Anns Square, Manchester, M2 7DH

E-MAIL office@exteriorarchitecture.com
 WEB www.exteriorarchitecture.com

Project title
 SUTTON PARK HOUSE

Drawing title
 HARD LANDSCAPE DETAILS - SHEET 01

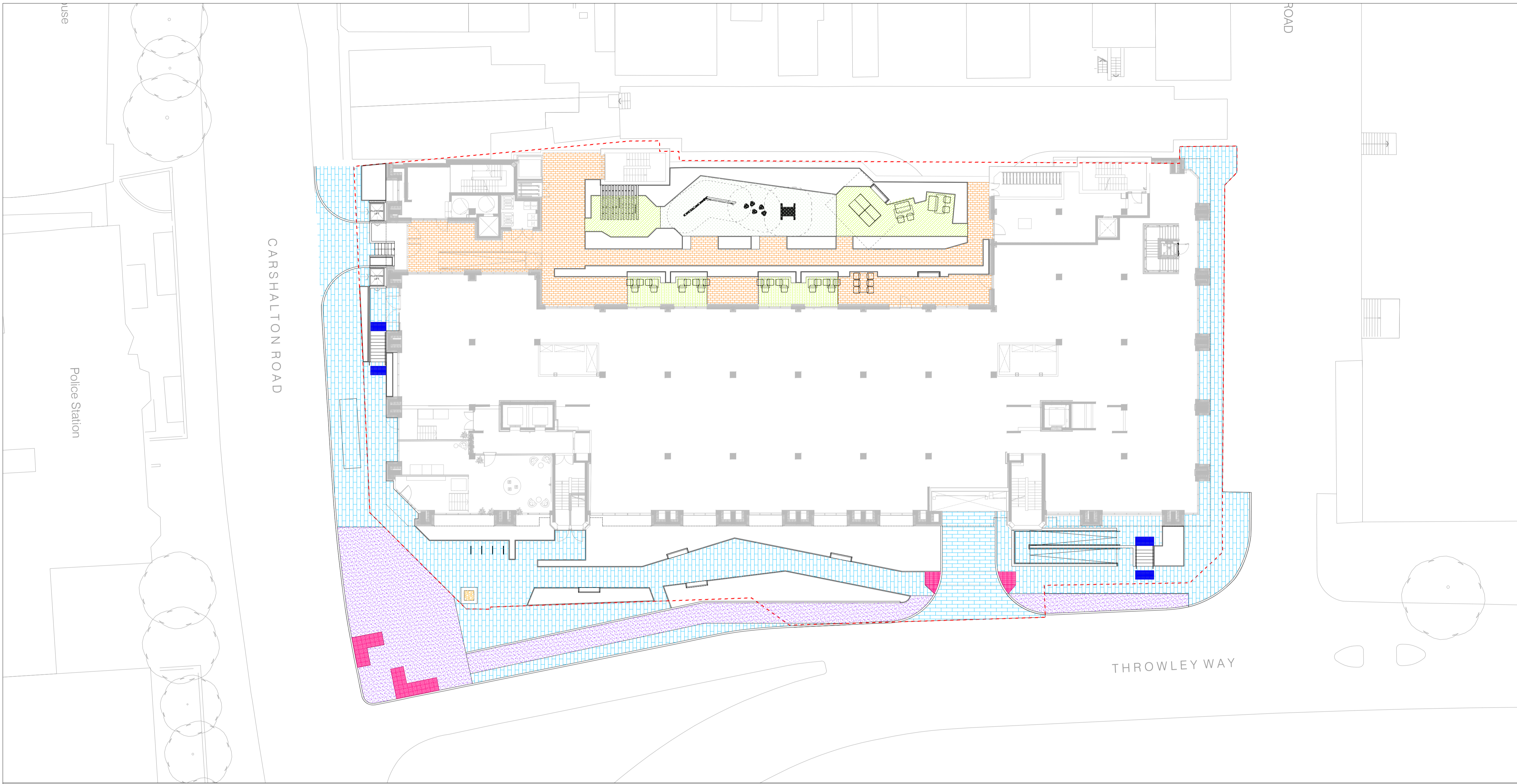
Issued By	London	T: 020 7978 2101
Scale	1:20 @ A3	Drawn ExA
Status	TENDER	Checked VK
Date	22.12.2022	Approved SM

Drawing number	Revision
2256-EXA-ZZ-00-DR-L-00600	T03

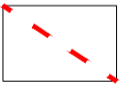
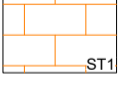

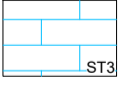
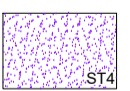

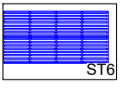


No dimensions are to be scaled from this drawing.
 All dimensions are to be checked on site.
 Area measurements for indicative purposes only.

This drawing is the property of Exterior Architecture Ltd.
 No part of the drawing may be reproduced in any manner
 without permission from Exterior Architecture Ltd.

Client
**SHEEN LANE
 DEVELOPMENTS**



**LEGEND - APPLICABLE TO ALL LEVELS SURFACE
 PLAN DRAWINGS**

-  SITE BOUNDARY
- SURFACES TYPE**
-  **SURFACE TYPE ST1**
 PRODUCT: ATRIA PORCELAIN PORCELAIN PAVING
 SUPPLIER: B&B (OR EQUAL APPROVED)
 COLOUR/FINISH: ASTI TAUPE
 SIZE: 1000 X 600 X 20MM
 LAYING COURSE: STACK BOND
-  **SURFACE TYPE ST2**
 PRODUCT: FARRINO PORCELAIN DECKING
 SUPPLIER: B&B (OR EQUAL APPROVED)
 COLOUR/FINISH: PARMA MOGNO
 SIZE: 1000 X 2000 X 28MM
 LAYING COURSE: STACK BOND
-  **SURFACE TYPE ST3**
 PRODUCT: SHELBOURNE FLAG PAVING
 SUPPLIER: HARCORP (OR EQUAL APPROVED)
 COLOUR/FINISH: SILVER GREY
 SIZE: 600 X 600 X 65MM, 10MM BOND
 NOTES: TRANSVERSE STRETCHER BOND LAID PERPENDICULAR TO GRANITE
 KERB, IN ACCORDANCE WITH SUTTON PUBLIC REALM DESIGN GUIDE
-  **SURFACE TYPE ST4**
 MATERIAL: DENSE BITUMEN MACADAM
 IN ACCORDANCE WITH SUTTON PUBLIC REALM DESIGN GUIDE
-  **SURFACE TYPE ST5**
 PRODUCT: BEACH PEBBLES
 SUPPLIER: STONEWORLD OXFORDSHIRE LTD (OR EQUAL APPROVED)
 COLOUR/FINISH: SILVER GREY/MATTE
 SIZE: 20MM
-  **SURFACE TYPE ST6**
 PRODUCT: TACTILE HAZARD WARNING PAVING
 SUPPLIER: MARSHALLS (OR EQUAL APPROVED)
 COLOUR: CHARCOAL
 SIZE: 400 X 400 X 65MM
-  **SURFACE TYPE ST7**
 PRODUCT: BLISTER HAZARD WARNING TACTILE
 SUPPLIER: MARSHALLS (OR EQUAL APPROVED)
 COLOUR: CHARCOAL
 SIZE: 400 X 400 X 50 MM
-  **SURFACE TYPE ST8**
 PRODUCT: BELGRAVIA ARTIFICIAL GRASS
 SUPPLIER: EASGRASS (OR EQUAL APPROVED)
 SIZE: 40MM THICK

----	----	----
----	----	----
----	----	----
----	----	----
----	----	----
----	----	----
----	----	----
T02	ISSUE FOR TENDER	26.04.2024
T01	FOR REVIEW AND COORDINATION	22.12.2022
Rev	Description	Date

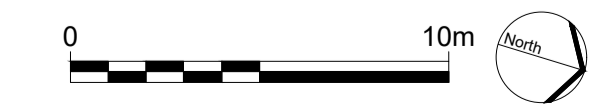
**EXTERIOR
 ARCHITECTURE**
 LONDON
 Unit 17.1, The Leather Market, 11-13 Weston Street, London, SE1 3ER
MANCHESTER
 Studio 537, The Royal Exchange, St Anns Square, Manchester, M2 7DH
 E-MAIL: office@exteriorarchitecture.com
 WEB: www.exteriorarchitecture.com

Project title
SUTTON PARK HOUSE

Drawing title
SURFACES PLAN - GROUND FLOOR

Issued By London T: 020 7978 2101
 Scale 1:200 @ A1 Drawn ExA
 Status TENDER Checked VK
 Date 22.12.2022 Approved SM

Drawing number Revision
 2256-EXA-ZZ-00-DR-L-00150 T02




C:\USERS\WILLBOND\DESKTOP\PROJECTS\SUTTON HOUSE\02 CAD\03 SHEET LAYOUT\02 RIBA 4 TENDER\2256-EXA-ZZ-00-DR-L-00150.DWG

No dimensions are to be scaled from this drawing.
 All dimensions are to be checked on site.
 Area measurements for indicative purposes only.

This drawing is the property of Exterior Architecture Ltd.
 No part of the drawing may be reproduced in any manner without
 permission from Exterior Architecture Ltd.

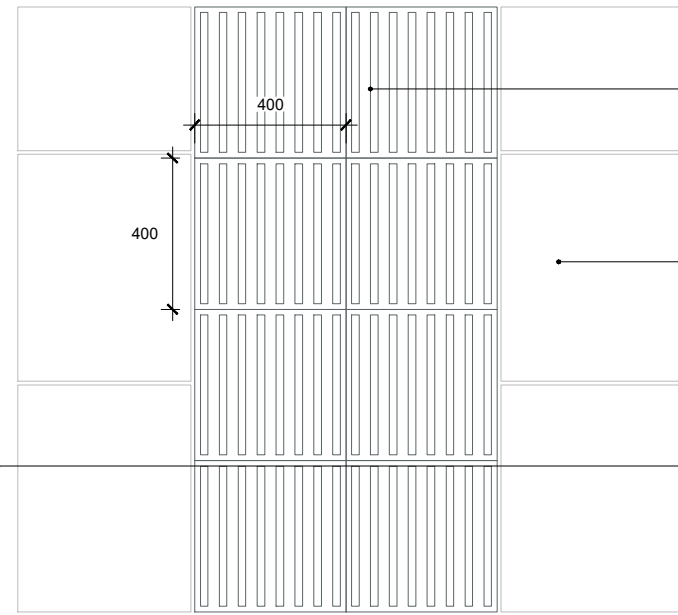
Client
SHEEN LANE DEVELOPMENTS



SURFACE TYPE ST5: PEBBLES TO PUBLIC REALM
 PRODUCT: BEACH PEBBLES
 SUPPLIER: STONeworld OXFORDSHIRE LTD (OR
 EQUAL APPROVED)
 COLOUR/FINISH: SILVER GREY/MATTE
 SIZE: 20MM

02
 602

01 SURFACE TYPE ST5: PEBBLES TO PUBLIC REALM
 00602 PLAN SCALE 1:20

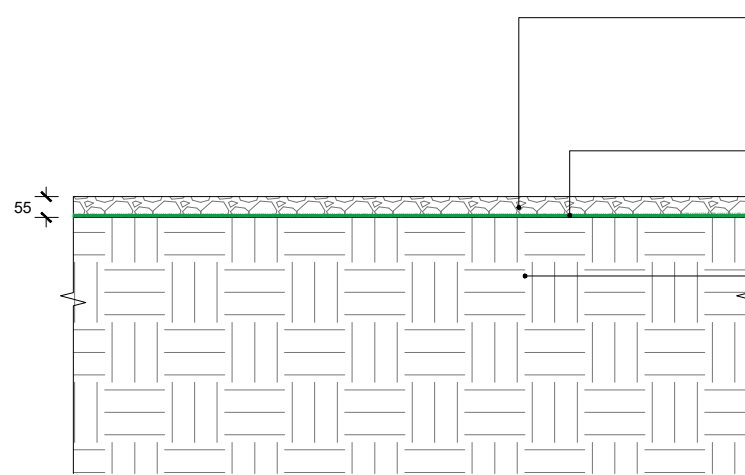


SURFACE TYPE ST6: HAZARD TACTILE PAVING
 TO STEPS
 PRODUCT: TACTILE HAZARD WARNING PAVING
 SUPPLIER: MARSHALLS
 SIZE: 400 X 400 X 65MM
 COLOUR: CHARCOAL

ADJACENT SURFACE FINISH VARIES
 REFER TO GA PLANS

04
 602

03 SURFACE TYPE ST6: HAZARD TACTILE PAVING TO STEPS
 00602 PLAN SCALE 1:20



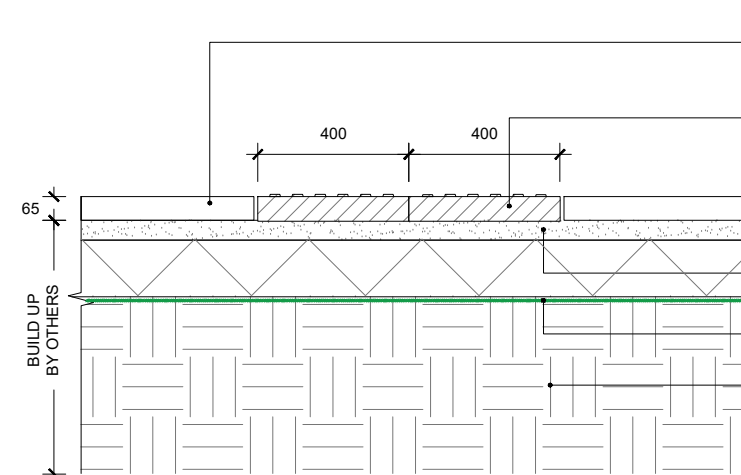
SURFACE TYPE ST5: PEBBLES TO PUBLIC REALM
 PRODUCT: BEACH PEBBLES
 SUPPLIER: STONeworld OXFORDSHIRE LTD
 (OR EQUAL APPROVED)
 COLOUR/FINISH: SILVER GREY/MATTE
 SIZE: 20MM

PERMEABLE SEPARATION MEMBRANE
 BY OTHERS

COMPACTED SUB GRADE BROKEN UP TO 300MM
 TO ENGINEERS SPECIFICATION

02
 00602

02 SURFACE TYPE ST5: PEBBLES TO PUBLIC REALM
 00602 SECTION SCALE 1:20



ADJACENT SURFACE FINISH VARIES
 REFER TO GA PLANS

SURFACE TYPE ST6: HAZARD TACTILE PAVING
 TO STEPS
 PRODUCT: TACTILE HAZARD WARNING PAVING
 SUPPLIER: MARSHALLS
 SIZE: 400 X 400 X 65MM
 COLOUR: CHARCOAL

50MM MORTAR LAYING COURSE
 TO ENGINEERS SPECIFICATION

GEOTEXTILE MEMBRANE
 BY OTHERS

SUB GRADE BROKEN UP TO 300MM
 TO ENGINEERS SPECIFICATION

04
 00602

04 SURFACE TYPE ST6: HAZARD TACTILE PAVING TO STEPS
 00602 SECTION SCALE 1:20

---	---	---
T03	ISSUE FOR TENDER	26.04.2024
T02	FOR REVIEW AND COMMENT	10.04.2024
T01	FOR REVIEW AND COORDINATION	22.12.2022
Rev	Description	Date

EXTERIOR ARCHITECTURE
 LONDON
 Unit 17.1, The Leather Market, 11-13 Weston Street, London, SE1 3ER
 MANCHESTER
 Studio 537, The Royal Exchange, St Anns Square, Manchester, M2 7DH

E-MAIL office@exteriorarchitecture.com
 WEB www.exteriorarchitecture.com

Project title
SUTTON PARK HOUSE

Drawing title
HARD LANDSCAPE DETAILS - SHEET 03

Issued By	London	T: 020 7978 2101
Scale	1:20 @ A3	Drawn ExA
Status	TENDER	Checked VK
Date	22.12.2022	Approved SM

Drawing number
 2256-EXA-ZZ-00-DR-L-00602

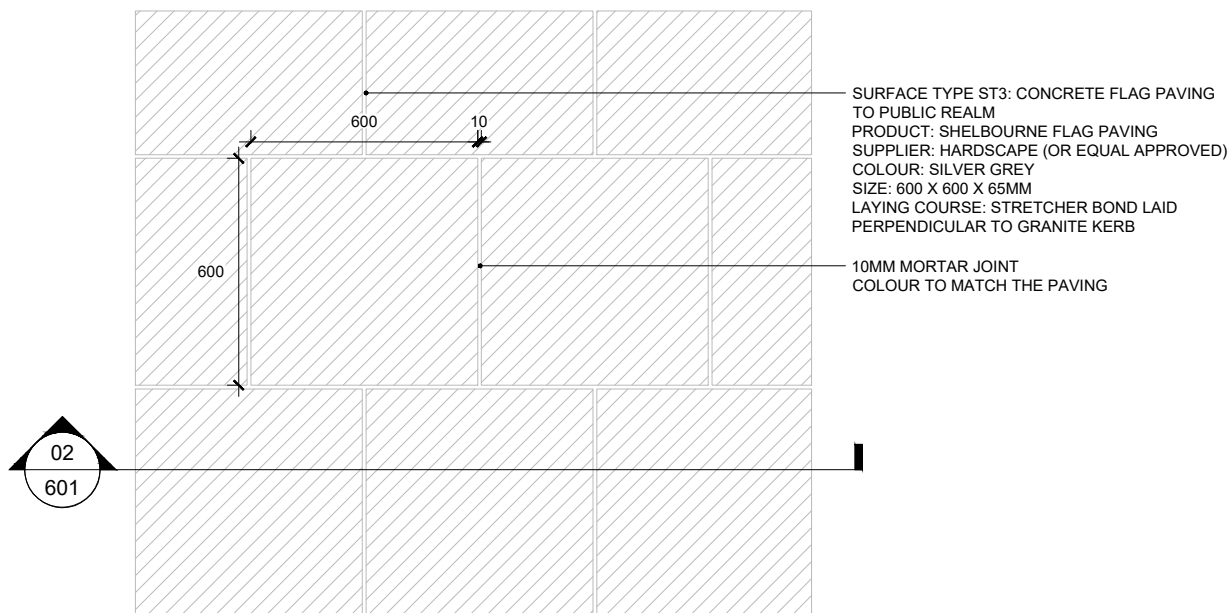
Revision
 T03

P:\LONDON PROJECTS\2022\2256 SUTTON PARK HOUSE\01 BIM\02 CAD\03 SHEET LAYOUT\02 RIBA 4 TENDER\2256-EXA-ZZ-00-DR-L-00602.DWG

No dimensions are to be scaled from this drawing.
 All dimensions are to be checked on site.
 Area measurements for indicative purposes only.

This drawing is the property of Exterior Architecture Ltd.
 No part of the drawing may be reproduced in any manner without
 permission from Exterior Architecture Ltd.

Client
SHEEN LANE DEVELOPMENTS




SURFACE TYPE ST3: CONCRETE FLAG PAVING TO PUBLIC REALM
 PRODUCT: SHELBORNE FLAG PAVING
 SUPPLIER: HARDSCAPE (OR EQUAL APPROVED)
 COLOUR: SILVER GREY
 SIZE: 600 X 600 X 65MM
 LAYING COURSE: STRETCHER BOND LAID PERPENDICULAR TO GRANITE KERB

10MM MORTAR JOINT
 COLOUR TO MATCH THE PAVING

02
 601

01 SURFACE TYPE ST3: CONCRETE FLAG PAVING TO PUBLIC REALM
 00601 PLAN SCALE 1:20

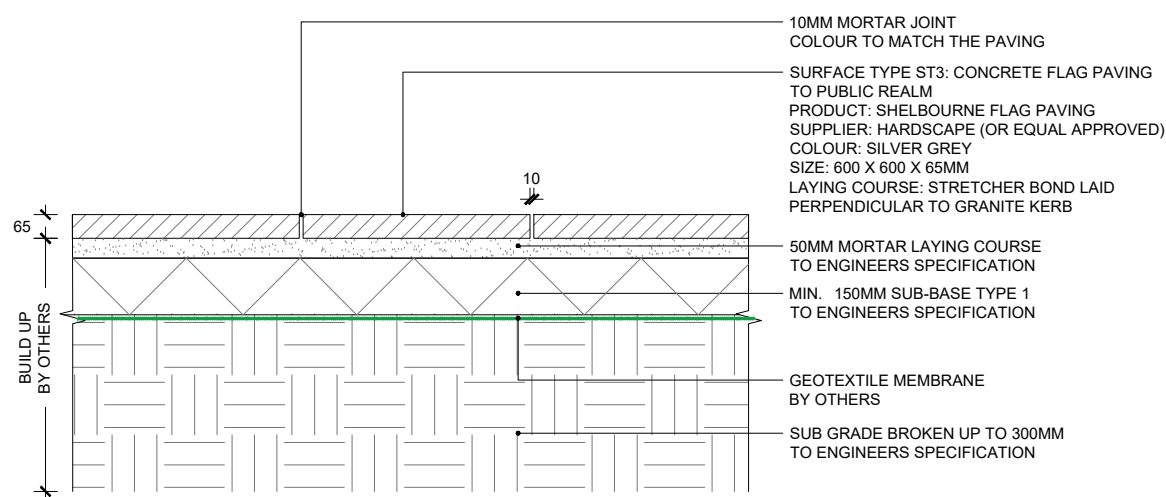


SURFACE TYPE ST4: ASPHALT TO CYCLE LANE TO PUBLIC REALM
 PRODUCT: TBC
 SUPPLIER: TBD
 COLOUR: STANDARD (OR TO MATCH EXISTING)

TO CIVIL ENGINEER'S SPECIFICATION IN ACCORDANCE WITH SUTTON PUBLIC REALM DESIGN GUIDE

04
 601

03 SURFACE TYPE ST4: ASPHALT TO CYCLE LANE TO PUBLIC REALM
 00601 PLAN SCALE 1:20



10MM MORTAR JOINT
 COLOUR TO MATCH THE PAVING

SURFACE TYPE ST3: CONCRETE FLAG PAVING TO PUBLIC REALM
 PRODUCT: SHELBORNE FLAG PAVING
 SUPPLIER: HARDSCAPE (OR EQUAL APPROVED)
 COLOUR: SILVER GREY
 SIZE: 600 X 600 X 65MM
 LAYING COURSE: STRETCHER BOND LAID PERPENDICULAR TO GRANITE KERB

50MM MORTAR LAYING COURSE TO ENGINEERS SPECIFICATION

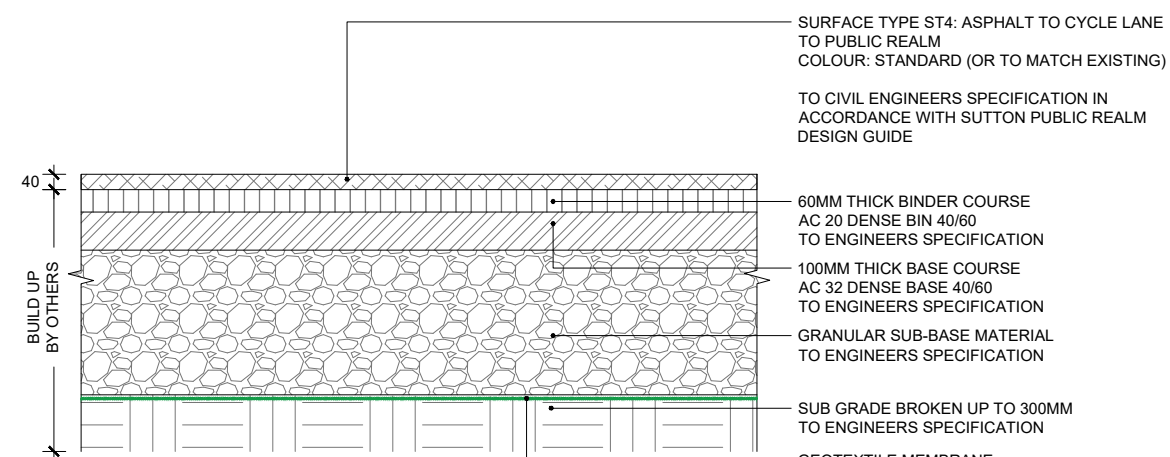
MIN. 150MM SUB-BASE TYPE 1 TO ENGINEERS SPECIFICATION

GEOTEXTILE MEMBRANE BY OTHERS

SUB GRADE BROKEN UP TO 300MM TO ENGINEERS SPECIFICATION

BUILD UP BY OTHERS

02 SURFACE TYPE ST3: CONCRETE FLAG PAVING TO PUBLIC REALM
 00601 SECTION SCALE 1:20



SURFACE TYPE ST4: ASPHALT TO CYCLE LANE TO PUBLIC REALM
 COLOUR: STANDARD (OR TO MATCH EXISTING)

TO CIVIL ENGINEERS SPECIFICATION IN ACCORDANCE WITH SUTTON PUBLIC REALM DESIGN GUIDE

60MM THICK BINDER COURSE
 AC 20 DENSE BIN 40/60
 TO ENGINEERS SPECIFICATION

100MM THICK BASE COURSE
 AC 32 DENSE BASE 40/60
 TO ENGINEERS SPECIFICATION

GRANULAR SUB-BASE MATERIAL TO ENGINEERS SPECIFICATION

SUB GRADE BROKEN UP TO 300MM TO ENGINEERS SPECIFICATION

GEOTEXTILE MEMBRANE BY OTHERS

BUILD UP BY OTHERS

04 SURFACE TYPE ST4: ASPHALT TO CYCLE LANE TO PUBLIC REALM
 00601 SECTION SCALE 1:20

---	---	---
T03	ISSUE FOR TENDER	26.04.2024
T02	FOR REVIEW AND COMMENT	10.04.2024
T01	FOR REVIEW AND COORDINATION	22.12.2022
Rev	Description	Date

EXTERIOR ARCHITECTURE
 LONDON
 Unit 17.1, The Leather Market, 11-13 Weston Street, London, SE1 3ER
 MANCHESTER
 Studio 537, The Royal Exchange, St Anns Square, Manchester, M2 7DH

E-MAIL office@exteriorarchitecture.com
 WEB www.exteriorarchitecture.com

Project title
SUTTON PARK HOUSE

Drawing title
HARD LANDSCAPE DETAILS - SHEET 02

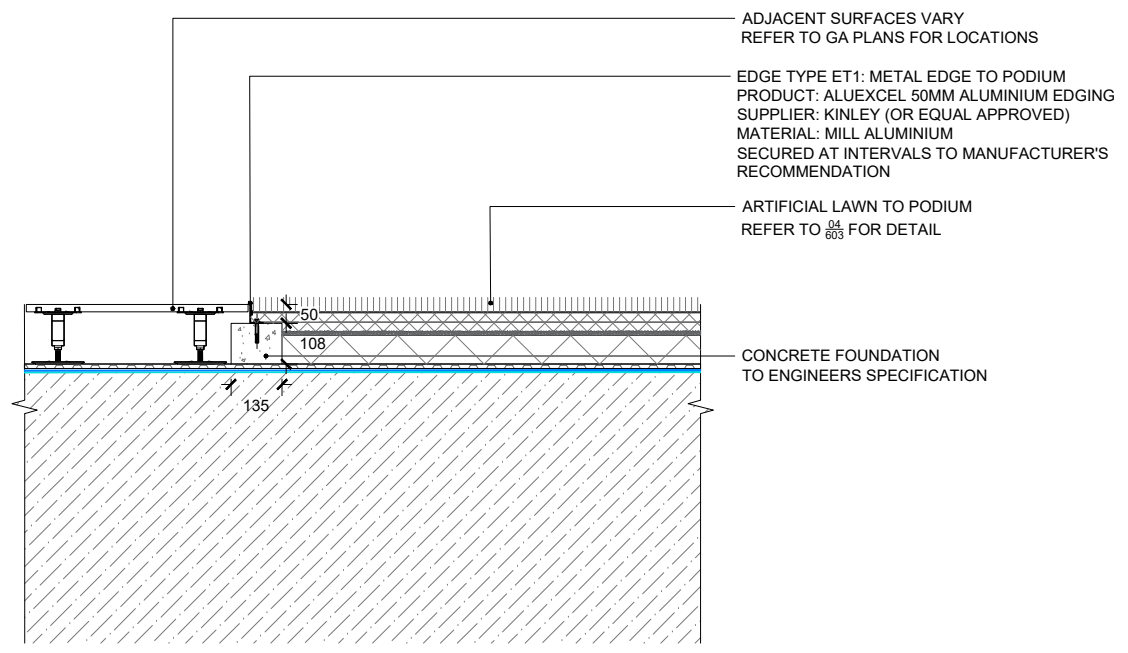
Issued By	London	T: 020 7978 2101
Scale	1:20 @ A3	Drawn ExA
Status	TENDER	Checked VK
Date	22.12.2022	Approved SM
Drawing number	2256-EXA-ZZ-00-DR-L-00601	Revision T03

C:\USERS\WILLBONEDRIVE\DESKTOP\PROJECTS\SUTTON HOUSE\02 CAD\03 SHEET LAYOUT\02 RIBA 4 TENDER\2256-EXA-ZZ-00-DR-L-00601.DWG

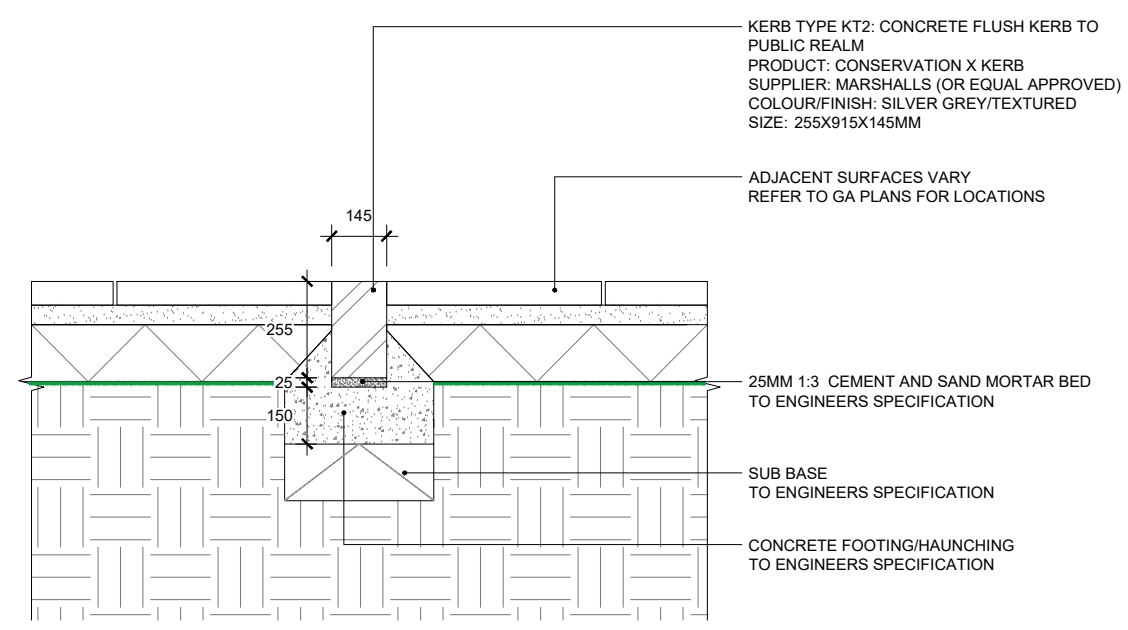
No dimensions are to be scaled from this drawing.
 All dimensions are to be checked on site.
 Area measurements for indicative purposes only.

This drawing is the property of Exterior Architecture Ltd.
 No part of the drawing may be reproduced in any manner without
 permission from Exterior Architecture Ltd.

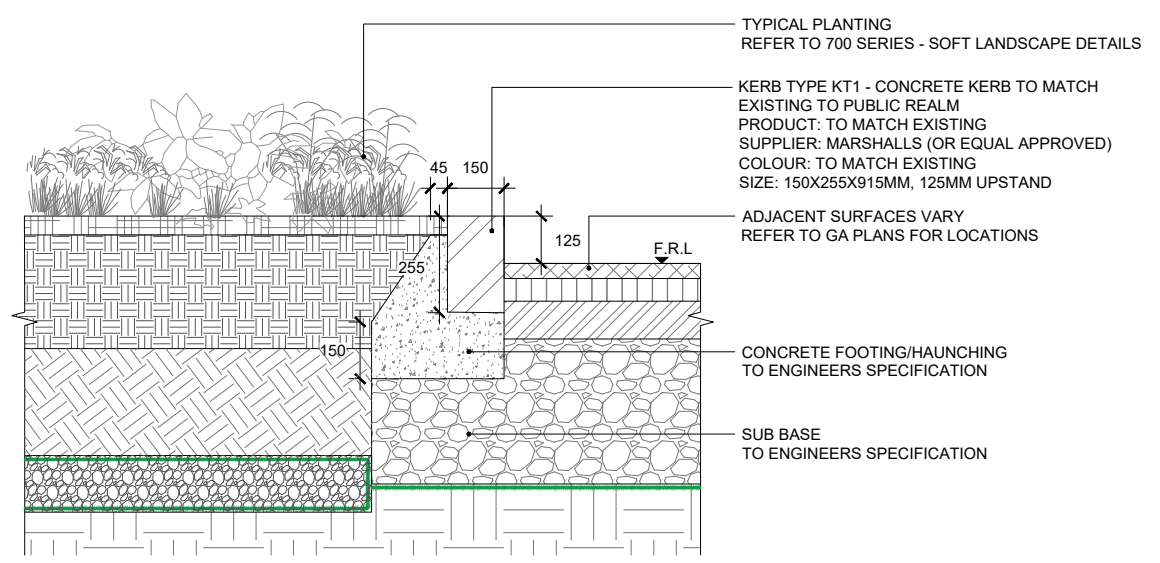
Client
SHEEN LANE DEVELOPMENTS



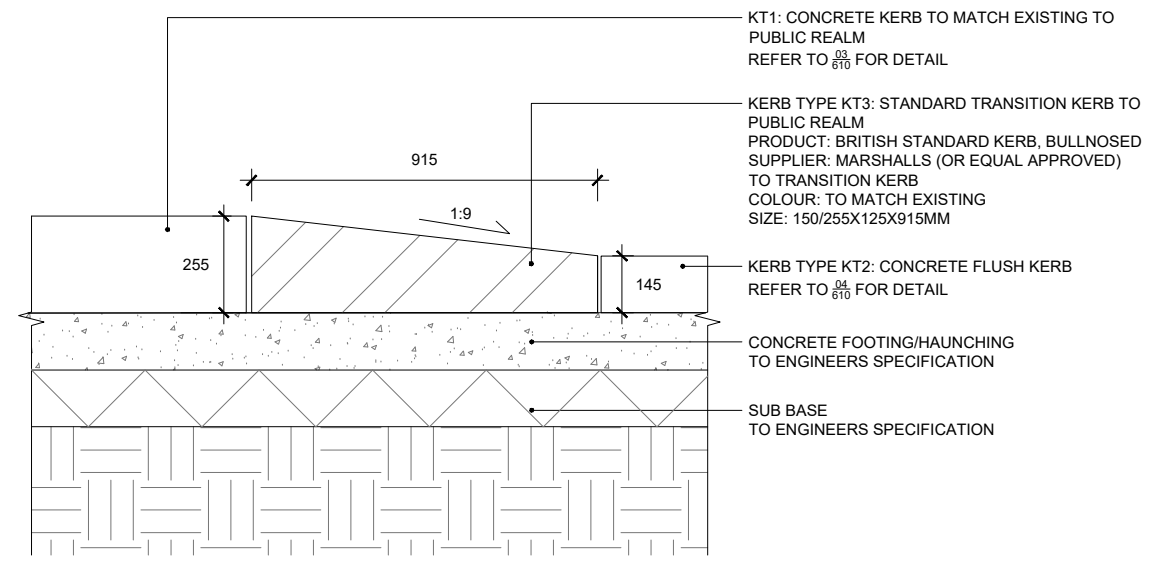
01 EDGE TYPE ET1: METAL EDGE TO PODIUM
 00610 SECTION SCALE 1:20



03 KERB TYPE KT2: CONCRETE FLUSH KERB TO PUBLIC REALM
 00610 SECTION SCALE 1:20



02 KERB TYPE KT1 - CONCRETE KERB TO MATCH EXISTING TO PUBLIC REALM
 00610 SECTION SCALE 1:20



04 KERB TYPE KT3: STANDARD TRANSITION KERB TO PUBLIC REALM
 00610 SECTION SCALE 1:20

---	---	---
T03	ISSUE FOR TENDER	26.04.2024
T02	FOR REVIEW AND COMMENT	10.04.2024
T01	FOR REVIEW AND COORDINATION	22.12.2022
Rev	Description	Date

EXTERIOR ARCHITECTURE
 LONDON
 Unit 17.1, The Leather Market, 11-13 Weston Street, London, SE1 3ER
 MANCHESTER
 Studio 537, The Royal Exchange, St Anns Square, Manchester, M2 7DH
 E-MAIL office@exteriorarchitecture.com
 WEB www.exteriorarchitecture.com

Project title
SUTTON PARK HOUSE

Drawing title
EDGES AND BOUNDARIES DETAILS - SHEET 01

Issued By	London	T: 020 7978 2101
Scale	1:20 @ A3	Drawn ExA
Status	TENDER	Checked VK
Date	22.12.2022	Approved SM

Drawing number
 2256-EXA-ZZ-00-DR-L-00610

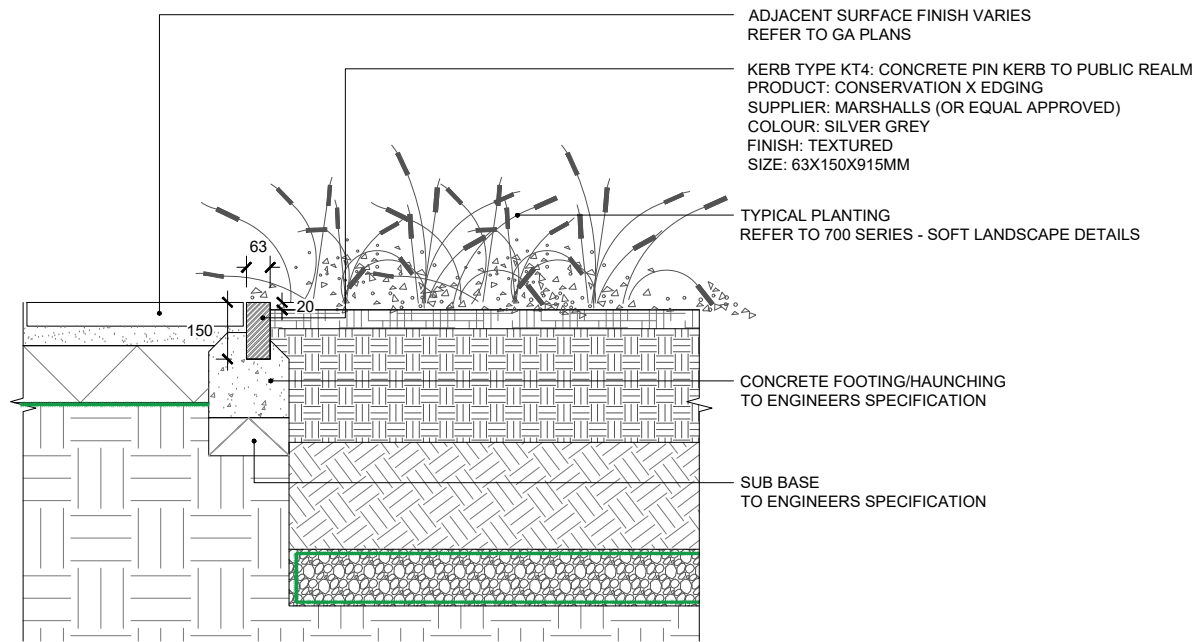
Revision
 T03

P:\LONDON PROJECTS\2022\2256 SUTTON PARK HOUSE\01 BIM\02 CAD\03 SHEET LAYOUT\02 RIBA 4 TENDER\2256-EXA-ZZ-00-DR-L-00610.DWG

No dimensions are to be scaled from this drawing.
 All dimensions are to be checked on site.
 Area measurements for indicative purposes only.

This drawing is the property of Exterior Architecture Ltd.
 No part of the drawing may be reproduced in any manner without
 permission from Exterior Architecture Ltd.

Client
SHEEN LANE DEVELOPMENTS



01 KERB TYPE KT4: CONCRETE PIN KERB TO PUBLIC REALM
 00611 SECTION SCALE 1:20

---	---	---
---	---	---
---	---	---
---	---	---
---	---	---
---	---	---
---	---	---
T03	ISSUE FOR TENDER	26.04.2024
T02	FOR REVIEW AND COMMENT	10.04.2024
T01	FOR REVIEW AND COORDINATION	22.12.2022
Rev	Description	Date

EXTERIOR ARCHITECTURE

LONDON
 Unit 17.1, The Leather Market, 11-13 Weston Street, London, SE1 3ER

MANCHESTER
 Studio 537, The Royal Exchange, St Anns Square, Manchester, M2 7DH

E-MAIL office@exteriorarchitecture.com
 WEB www.exteriorarchitecture.com

Project title
SUTTON PARK HOUSE

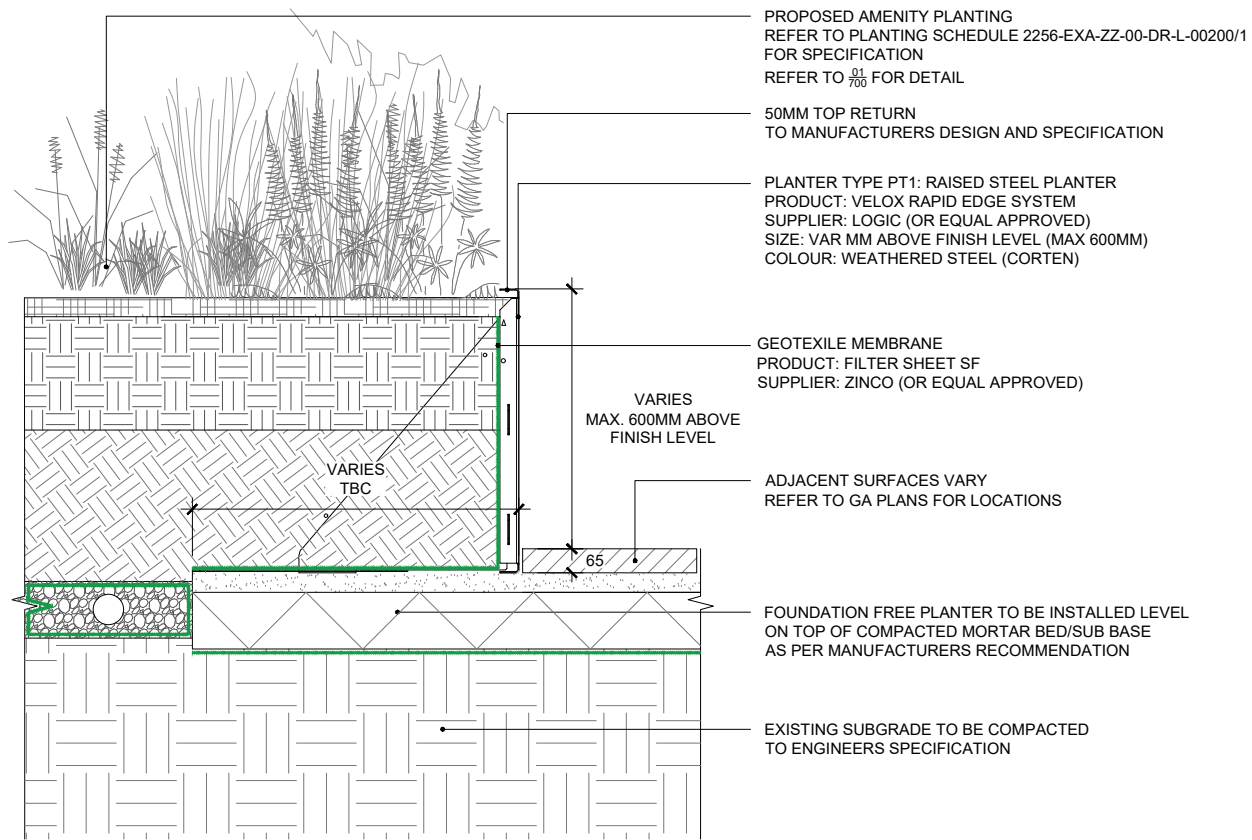
Drawing title
EDGES AND BOUNDARIES DETAILS - SHEET 02

Issued By	London	T: 020 7978 2101
Scale	1:20 @ A3	Drawn ExA
Status	TENDER	Checked VK
Date	22.12.2022	Approved SM
Drawing number	2256-EXA-ZZ-00-DR-L-00611	Revision T03

No dimensions are to be scaled from this drawing.
 All dimensions are to be checked on site.
 Area measurements for indicative purposes only.

This drawing is the property of Exterior Architecture Ltd.
 No part of the drawing may be reproduced in any manner without
 permission from Exterior Architecture Ltd.

Client
SHEEN LANE DEVELOPMENTS



PROPOSED AMENITY PLANTING
 REFER TO PLANTING SCHEDULE 2256-EXA-ZZ-00-DR-L-00200/1
 FOR SPECIFICATION
 REFER TO $\frac{0}{100}$ FOR DETAIL

50MM TOP RETURN
 TO MANUFACTURERS DESIGN AND SPECIFICATION

PLANTER TYPE PT1: RAISED STEEL PLANTER
 PRODUCT: VELOX RAPID EDGE SYSTEM
 SUPPLIER: LOGIC (OR EQUAL APPROVED)
 SIZE: VAR MM ABOVE FINISH LEVEL (MAX 600MM)
 COLOUR: WEATHERED STEEL (CORTEN)

GEOTEXILE MEMBRANE
 PRODUCT: FILTER SHEET SF
 SUPPLIER: ZINCO (OR EQUAL APPROVED)

VARIES
 MAX. 600MM ABOVE
 FINISH LEVEL

VARIES
 TBC

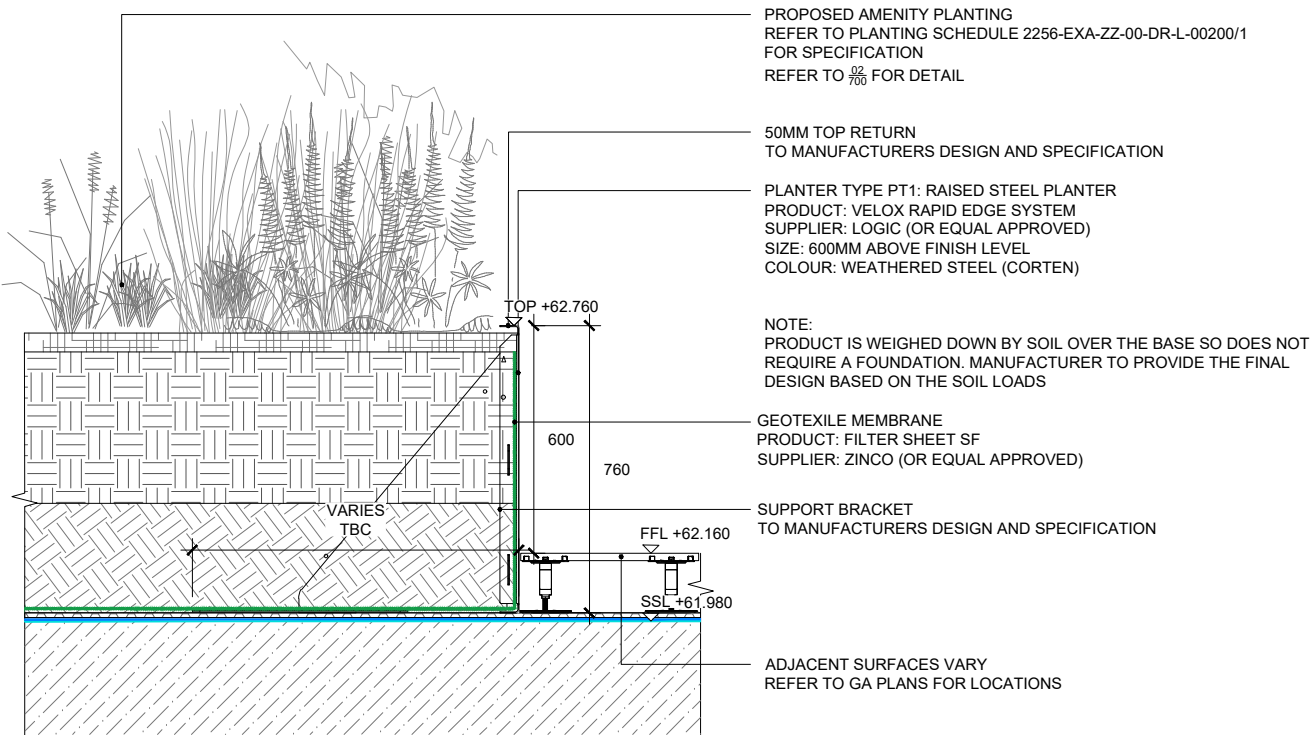
ADJACENT SURFACES VARY
 REFER TO GA PLANS FOR LOCATIONS

65

FOUNDATION FREE PLANTER TO BE INSTALLED LEVEL
 ON TOP OF COMPACTED MORTAR BED/SUB BASE
 AS PER MANUFACTURERS RECOMMENDATION

EXISTING SUBGRADE TO BE COMPACTED
 TO ENGINEERS SPECIFICATION

01 PLANTER TYPE PT1: RAISED STEEL PLANTER TO PUBLIC REALM
 00612 SECTION SCALE 1:20



PROPOSED AMENITY PLANTING
 REFER TO PLANTING SCHEDULE 2256-EXA-ZZ-00-DR-L-00200/1
 FOR SPECIFICATION
 REFER TO $\frac{0}{100}$ FOR DETAIL

50MM TOP RETURN
 TO MANUFACTURERS DESIGN AND SPECIFICATION

PLANTER TYPE PT1: RAISED STEEL PLANTER
 PRODUCT: VELOX RAPID EDGE SYSTEM
 SUPPLIER: LOGIC (OR EQUAL APPROVED)
 SIZE: 600MM ABOVE FINISH LEVEL
 COLOUR: WEATHERED STEEL (CORTEN)

NOTE:
 PRODUCT IS WEIGHED DOWN BY SOIL OVER THE BASE SO DOES NOT
 REQUIRE A FOUNDATION. MANUFACTURER TO PROVIDE THE FINAL
 DESIGN BASED ON THE SOIL LOADS

GEOTEXILE MEMBRANE
 PRODUCT: FILTER SHEET SF
 SUPPLIER: ZINCO (OR EQUAL APPROVED)

VARIES
 TBC

600

760

SUPPORT BRACKET
 TO MANUFACTURERS DESIGN AND SPECIFICATION

TOP +62.760

FFL +62.160

SSL +61.980

ADJACENT SURFACES VARY
 REFER TO GA PLANS FOR LOCATIONS

02 PLANTER TYPE PT1: RAISED STEEL PLANTER TO PODIUM
 00612 SECTION SCALE 1:20

---	---	---
---	---	---
---	---	---
---	---	---
---	---	---
---	---	---
---	---	---
T03	ISSUE FOR TENDER	26.04.2024
T02	FOR REVIEW AND COMMENT	10.04.2024
T01	FOR REVIEW AND COORDINATION	22.12.2022
Rev	Description	Date

EXTERIOR ARCHITECTURE

LONDON
 Unit 17.1, The Leather Market, 11-13 Weston Street, London, SE1 3ER

MANCHESTER
 Studio 537, The Royal Exchange, St Anns Square, Manchester, M2 7DH

E-MAIL office@exteriorarchitecture.com
 WEB www.exteriorarchitecture.com

Project title
SUTTON PARK HOUSE

Drawing title
EDGES AND BOUNDARIES DETAILS - SHEET 03

Issued By	London	T: 020 7978 2101
Scale	1:20 @ A3	Drawn ExA
Status	TENDER	Checked VK
Date	22.12.2022	Approved SM

Drawing number
 2256-EXA-ZZ-00-DR-L-00612

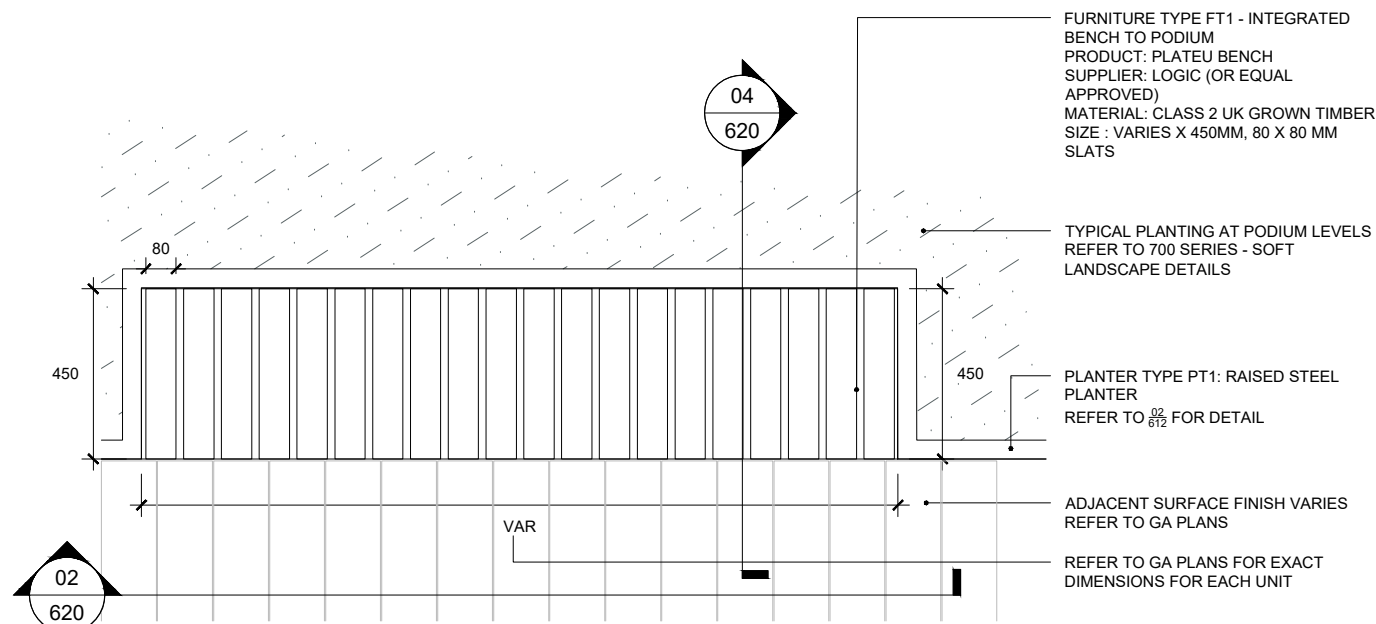
Revision
 T03

C:\USERS\WILLBONEDRIVE\DESKTOP\PROJECTS\SUTTON HOUSE\02 CAD\03 SHEET LAYOUT\02 RIBA 4 TENDER\2256-EXA-ZZ-00-DR-L-00612.DWG

No dimensions are to be scaled from this drawing.
All dimensions are to be checked on site.
Area measurements for indicative purposes only.

This drawing is the property of Exterior Architecture Ltd.
No part of the drawing may be reproduced in any manner without
permission from Exterior Architecture Ltd.

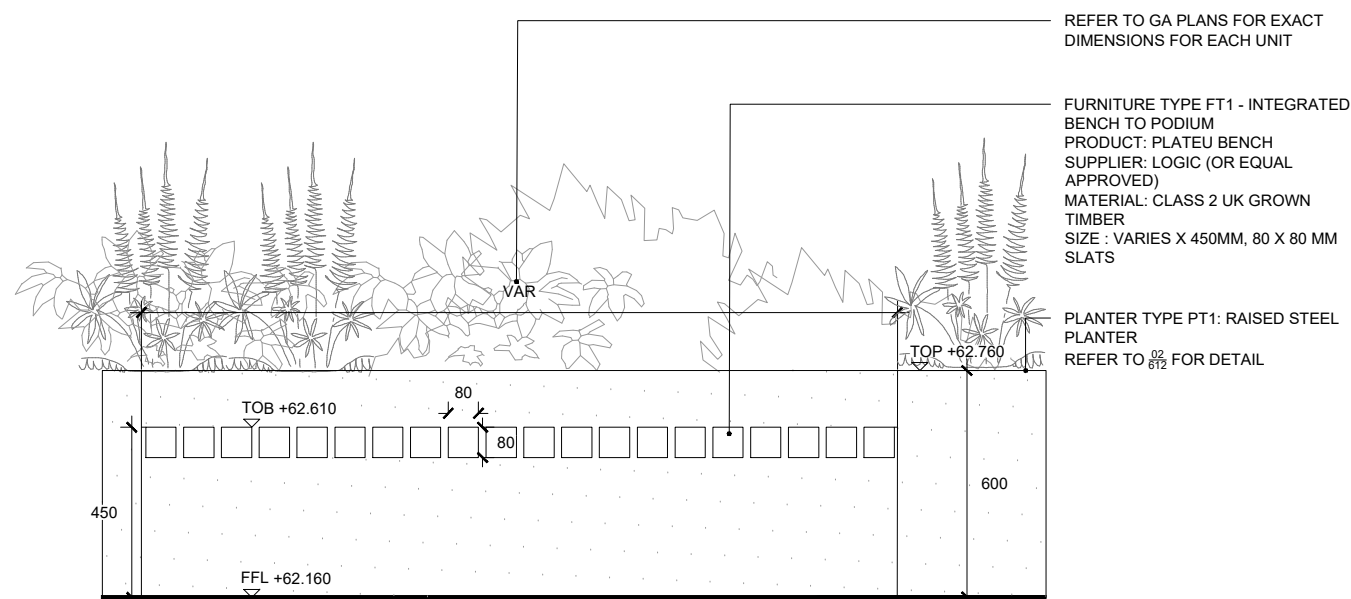
Client
SHEEN LANE DEVELOPMENTS



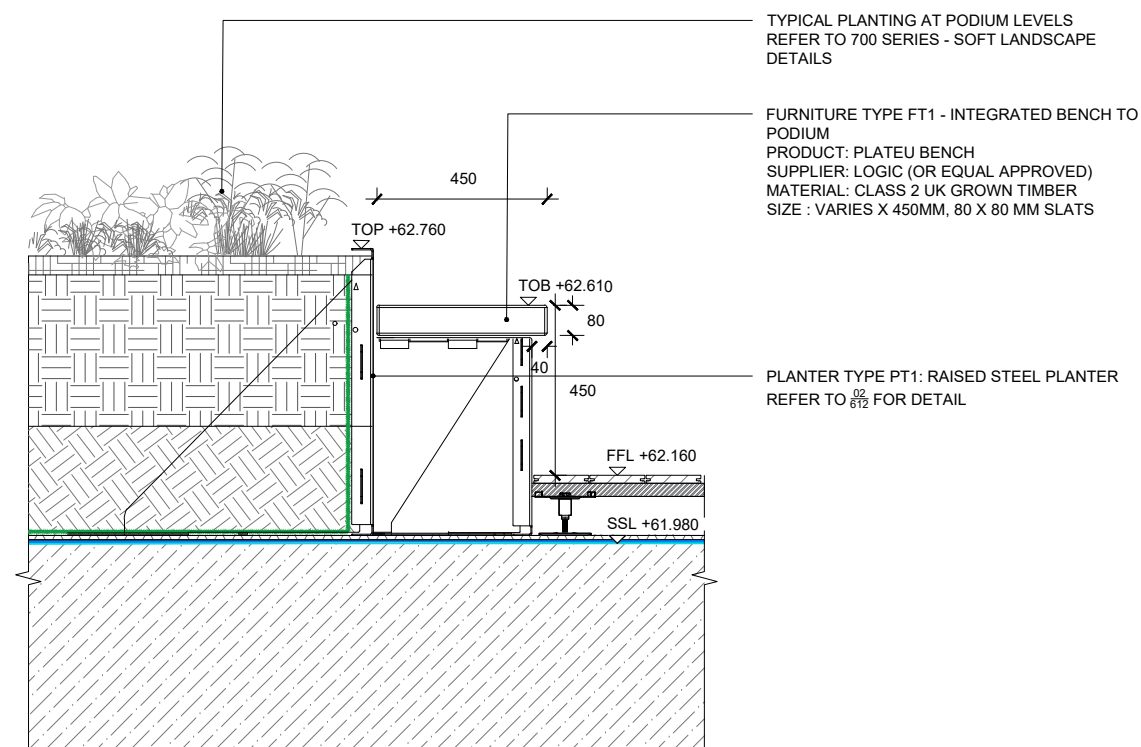
01 FURNITURE TYPE FT1: INTEGRATED BENCH TO PODIUM
00620 PLAN SCALE 1:20



03 FURNITURE TYPE FT1: INTEGRATED BENCH TO PODIUM
00620 REFERENCE IMAGE NTS



02 FURNITURE TYPE FT1: INTEGRATED BENCH TO PODIUM
00620 ELEVATION SCALE 1:20



04 FURNITURE TYPE FT1: INTEGRATED BENCH TO PODIUM
00620 SECTION SCALE 1:20

---	---	---
---	---	---
---	---	---
---	---	---
---	---	---
---	---	---
---	---	---
T03	ISSUE FOR TENDER	26.04.2024
T02	FOR REVIEW AND COMMENT	10.04.2024
T01	FOR REVIEW AND COORDINATION	22.12.2022
Rev	Description	Date

EXTERIOR ARCHITECTURE
LONDON
Unit 17.1, The Leather Market, 11-13 Weston Street, London, SE1 3ER
MANCHESTER
Studio 537, The Royal Exchange, St Anns Square, Manchester, M2 7DH
E-MAIL office@exteriorarchitecture.com
WEB www.exteriorarchitecture.com

Project title
SUTTON PARK HOUSE

Drawing title
FURNITURE DETAILS - SHEET 01

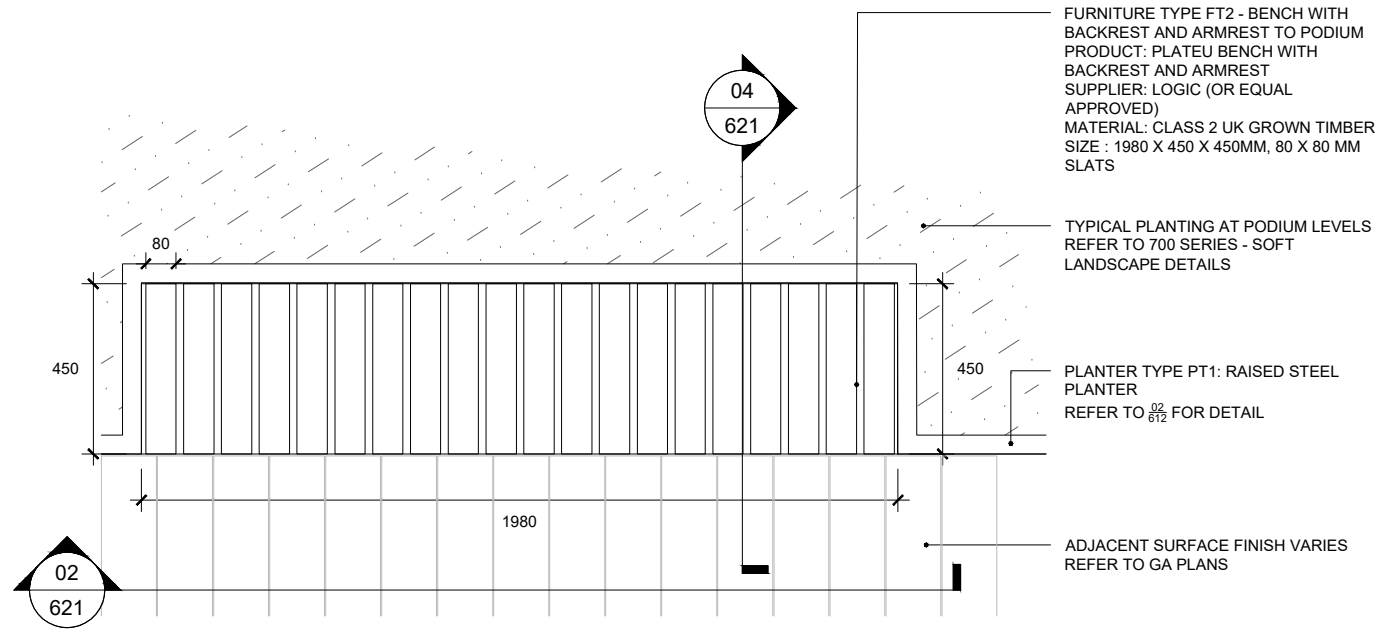
Issued By	London	T: 020 7978 2101
Scale	1:20 @ A3	Drawn ExA
Status	TENDER	Checked VK
Date	22.12.2022	Approved SM

Drawing number
2256-EXA-ZZ-00-DR-L-00620
Revision
T03

No dimensions are to be scaled from this drawing.
 All dimensions are to be checked on site.
 Area measurements for indicative purposes only.

This drawing is the property of Exterior Architecture Ltd.
 No part of the drawing may be reproduced in any manner without
 permission from Exterior Architecture Ltd.

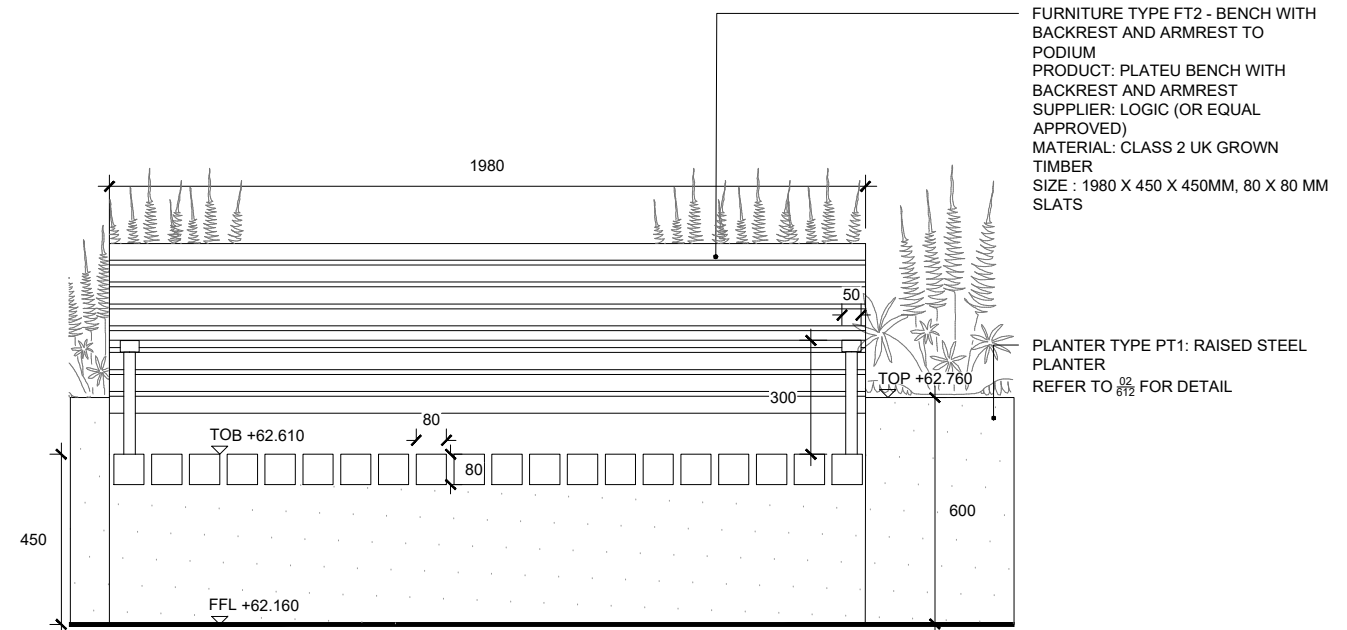
Client
SHEEN LANE DEVELOPMENTS



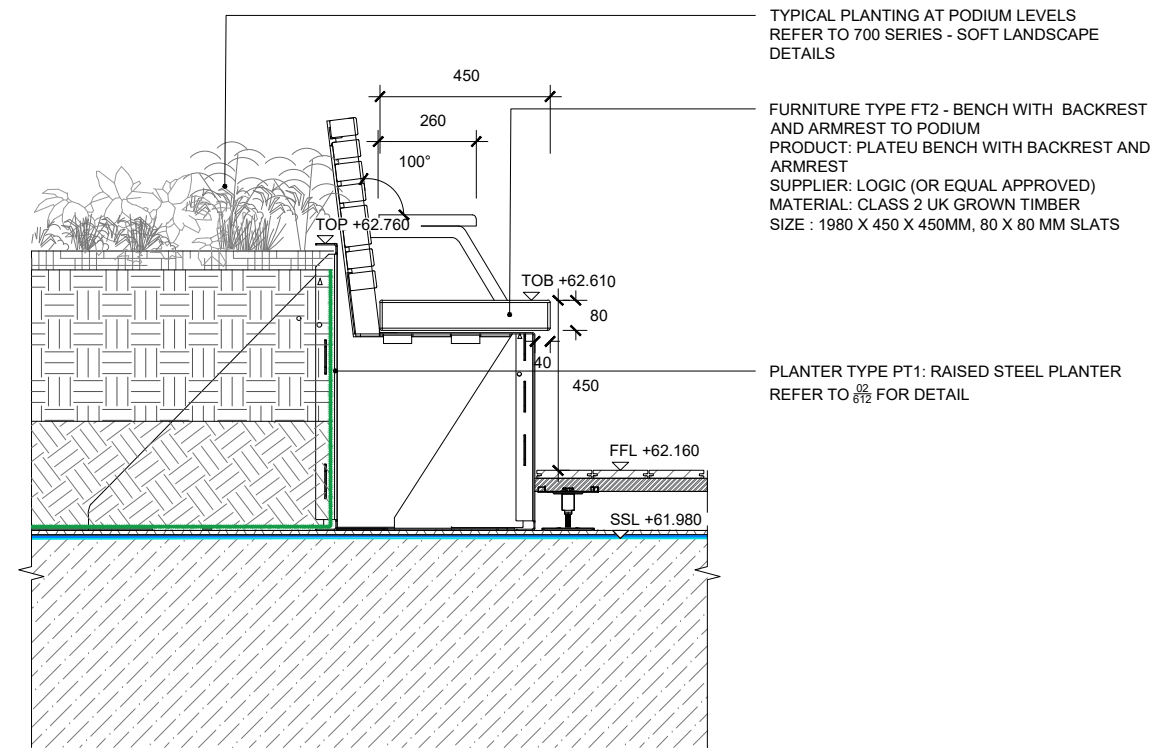
01 FURNITURE TYPE FT2: BENCH WITH BACKREST AND ARMREST TO PODIUM
 00621 PLAN SCALE 1:20



03 FURNITURE TYPE FT2: BENCH WITH BACKREST AND ARMREST TO PODIUM
 00621 REFERENCE IMAGE NTS



02 FURNITURE TYPE FT2: BENCH WITH BACKREST AND ARMREST TO PODIUM
 00621 ELEVATION SCALE 1:20



04 FURNITURE TYPE FT2: BENCH WITH BACKREST AND ARMREST TO PODIUM
 00621 SECTION SCALE 1:20

---	---	---
---	---	---
---	---	---
---	---	---
---	---	---
---	---	---
---	---	---
T03	ISSUE FOR TENDER	26.04.2024
T02	FOR REVIEW AND COMMENT	10.04.2024
T01	FOR REVIEW AND COORDINATION	22.12.2022
Rev	Description	Date

EXTERIOR ARCHITECTURE
 LONDON
 Unit 17.1, The Leather Market, 11-13 Weston Street, London, SE1 3ER
 MANCHESTER
 Studio 537, The Royal Exchange, St Anns Square, Manchester, M2 7DH

E-MAIL office@exteriorarchitecture.com
 WEB www.exteriorarchitecture.com

Project title
SUTTON PARK HOUSE

Drawing title
FURNITURE DETAILS - SHEET 02

Issued By	London	T: 020 7978 2101
Scale	1:20 @ A3	Drawn ExA
Status	TENDER	Checked VK
Date	22.12.2022	Approved SM
Drawing number	2256-EXA-ZZ-00-DR-L-00621	Revision T03

P:\LONDON PROJECTS\2022\2256 SUTTON PARK HOUSE\01 BIM\02 CAD\03 SHEET LAYOUT\02 RIBA 4 TENDER\2256-EXA-ZZ-00-DR-L-00621.DWG

No dimensions are to be scaled from this drawing.
 All dimensions are to be checked on site.
 Area measurements for indicative purposes only.

This drawing is the property of Exterior Architecture Ltd.
 No part of the drawing may be reproduced in any manner without
 permission from Exterior Architecture Ltd.

Client
SHEEN LANE DEVELOPMENTS



FURNITURE TYPE FT3: RECTANGULAR TABLE TO PODIUM
 PRODUCT: HAY PALISSADE RECTANGULAR TABLE
 SUPPLIER: SKANDIUM (OR EQUAL APPROVED)
 MATERIAL: POWDER COATED STEEL
 COLOUR: OLIVE
 SIZE: L1700 X W900 X H750MM

TO BE LOOSE FURNITURE AND NOT FIXED




FURNITURE TYPE FT7 - DINING BENCH TO PODIUM
 PRODUCT: HAY PALISSADE DINING BENCH
 SUPPLIER: SKANDIUM (OR EQUAL APPROVED)
 MATERIAL: POWDER COATED STEEL
 COLOUR: OLIVE
 SIZE: H800 X W1280 X D700MM / SEAT HEIGHT 450MM

TO BE LOOSE FURNITURE AND NOT FIXED

01 FURNITURE TYPE FT3: RECTANGULAR TABLE TO PODIUM & TERRACES
 00622 REFERENCE IMAGE NTS

03 FURNITURE TYPE FT7: DINING BENCH TO PODIUM
 00622 REFERENCE IMAGE NTS



FURNITURE TYPE FT5: SQUARE TABLE TO PODIUM
 PRODUCT: HAY PALISSADE SQUARE TABLE
 SUPPLIER: SKANDIUM (OR EQUAL APPROVED)
 MATERIAL: POWDER COATED STEEL
 COLOUR: OLIVE
 SIZE: H 740 X W 800 X L 800MM

FURNITURE TYPE FT4: ARMCHAIR TO PODIUM
 PRODUCT: HAY PALISSADE ARMCHAIR
 SUPPLIER: SKANDIUM (OR EQUAL APPROVED)
 MATERIAL: POWDER COATED STEEL
 COLOUR: OLIVE
 SIZE: H800 X W510 X D560MM / SEAT HEIGHT 450MM

TO BE LOOSE FURNITURE AND NOT FIXED

02 FURNITURE TYPE FT4/5: ARMCHAIR / SQUARE TABLE TO PODIUM & TERRACES
 00622 REFERENCE IMAGE NTS

---	---	---
---	---	---
---	---	---
---	---	---
---	---	---
---	---	---
T03	ISSUE FOR TENDER	26.04.2024
T02	FOR REVIEW AND COMMENT	10.04.2024
T01	FOR REVIEW AND COORDINATION	22.12.2022
Rev	Description	Date

EXTERIOR ARCHITECTURE
 LONDON
 Unit 17.1, The Leather Market, 11-13 Weston Street, London, SE1 3ER
 MANCHESTER
 Studio 537, The Royal Exchange, St Anns Square, Manchester, M2 7DH
 E-MAIL office@exteriorarchitecture.com
 WEB www.exteriorarchitecture.com

Project title
SUTTON PARK HOUSE

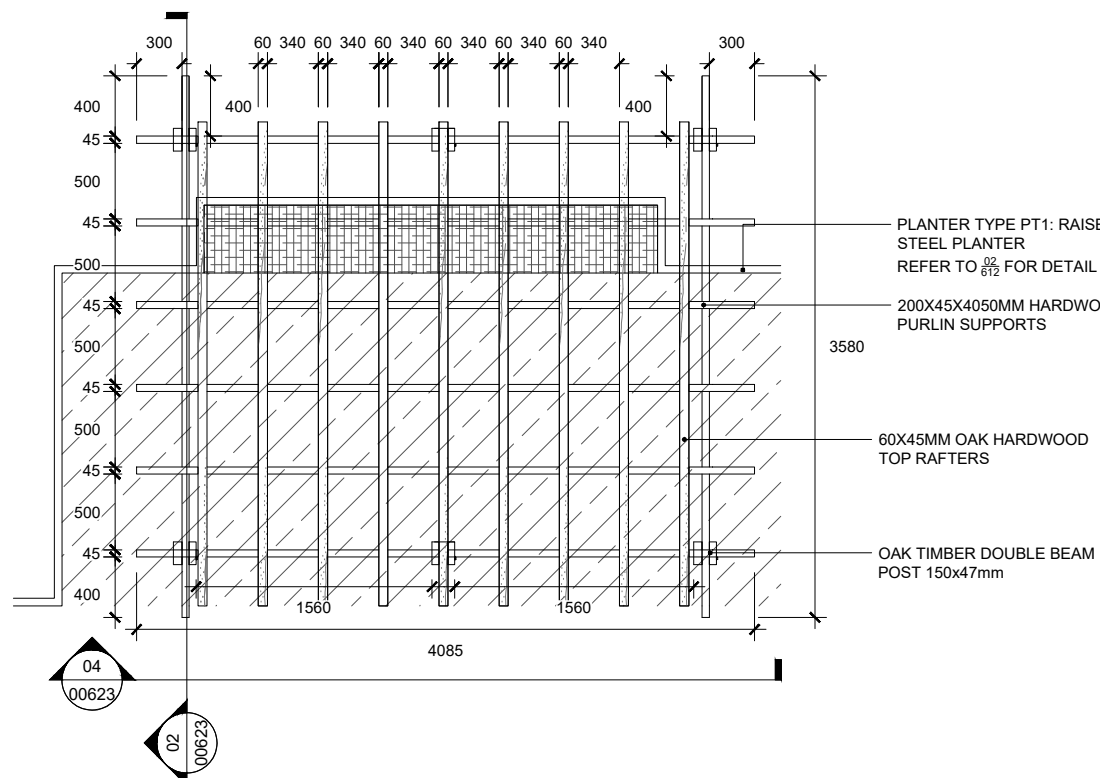
Drawing title
FURNITURE DETAILS - SHEET 03

Issued By	London	T: 020 7978 2101
Scale	NOT TO SCALE @ A3	Drawn ExA
Status	TENDER	Checked VK
Date	22.12.2022	Approved SM
Drawing number	2256-EXA-ZZ-00-DR-L-00622	Revision T03


No dimensions are to be scaled from this drawing.
 All dimensions are to be checked on site.
 Area measurements for indicative purposes only.

This drawing is the property of Exterior Architecture Ltd.
 No part of the drawing may be reproduced in any manner without
 permission from Exterior Architecture Ltd.

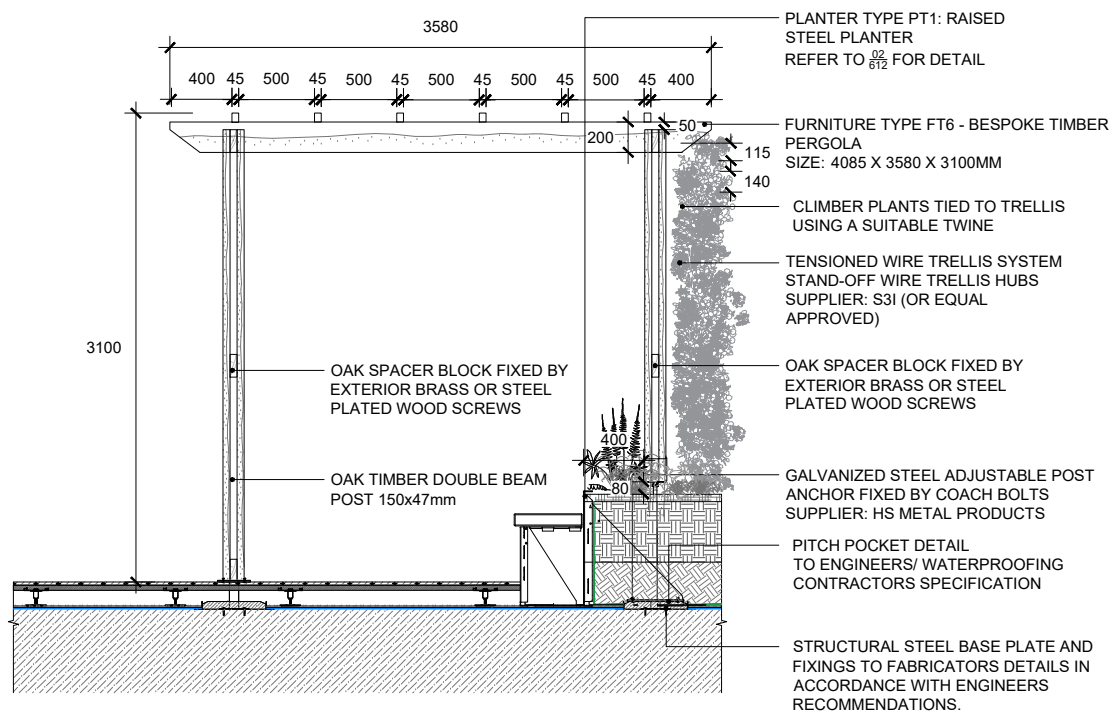
Client
 SHEEN LANE DEVELOPMENTS



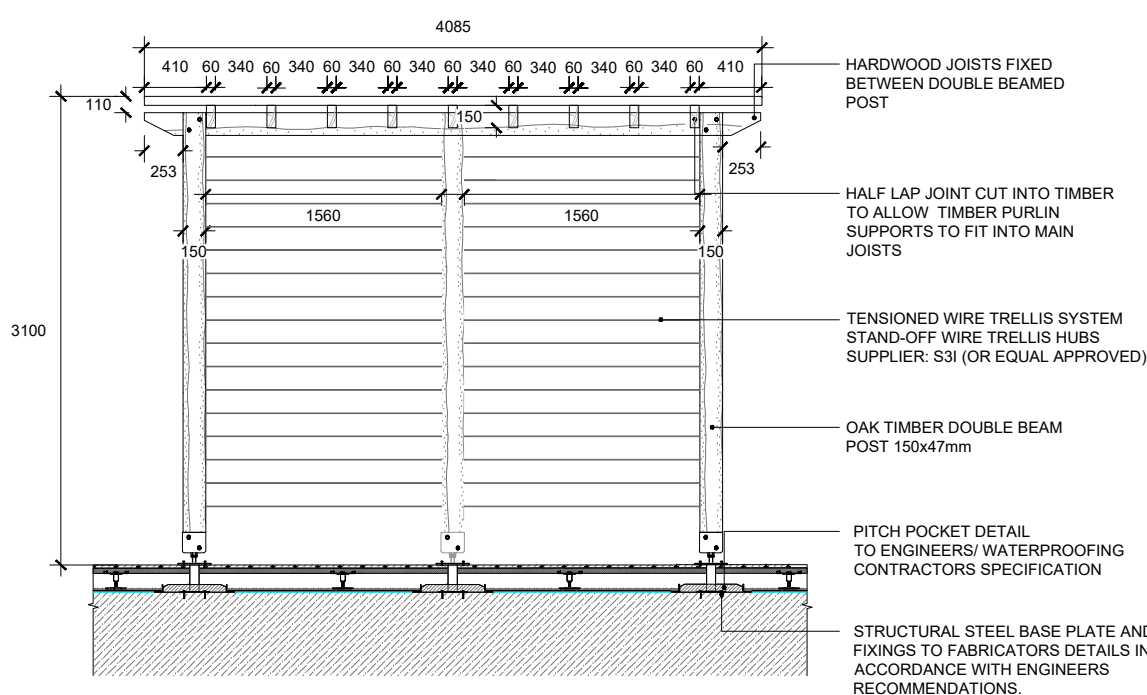
01 FURNITURE TYPE FT6: BESPOKE TIMBER PERGOLA
 00623 PLAN SCALE 1:50



03 FURNITURE TYPE FT6: BESPOKE TIMBER PERGOLA
 00623 AXONOMETRIC VIEW NTS



02 FURNITURE TYPE FT6: BESPOKE TIMBER PERGOLA
 00623 SECTION SCALE 1:50



04 FURNITURE TYPE FT6: BESPOKE TIMBER PERGOLA
 00623 ELEVATION SCALE 1:50

---	---	---
---	---	---
---	---	---
---	---	---
---	---	---
---	---	---
T03	ISSUE FOR TENDER	26.04.2024
T02	FOR REVIEW AND COMMENT	10.04.2024
T01	FOR REVIEW AND COORDINATION	22.12.2022
Rev	Description	Date

EXTERIOR ARCHITECTURE
 LONDON
 Unit 17.1, The Leather Market, 11-13 Weston Street, London, SE1 3ER
 MANCHESTER
 Studio 537, The Royal Exchange, St Anns Square, Manchester, M2 7DH

E-MAIL office@exteriorarchitecture.com
 WEB www.exteriorarchitecture.com

Project title
 SUTTON PARK HOUSE

Drawing title
 FURNITURE DETAILS - SHEET 04

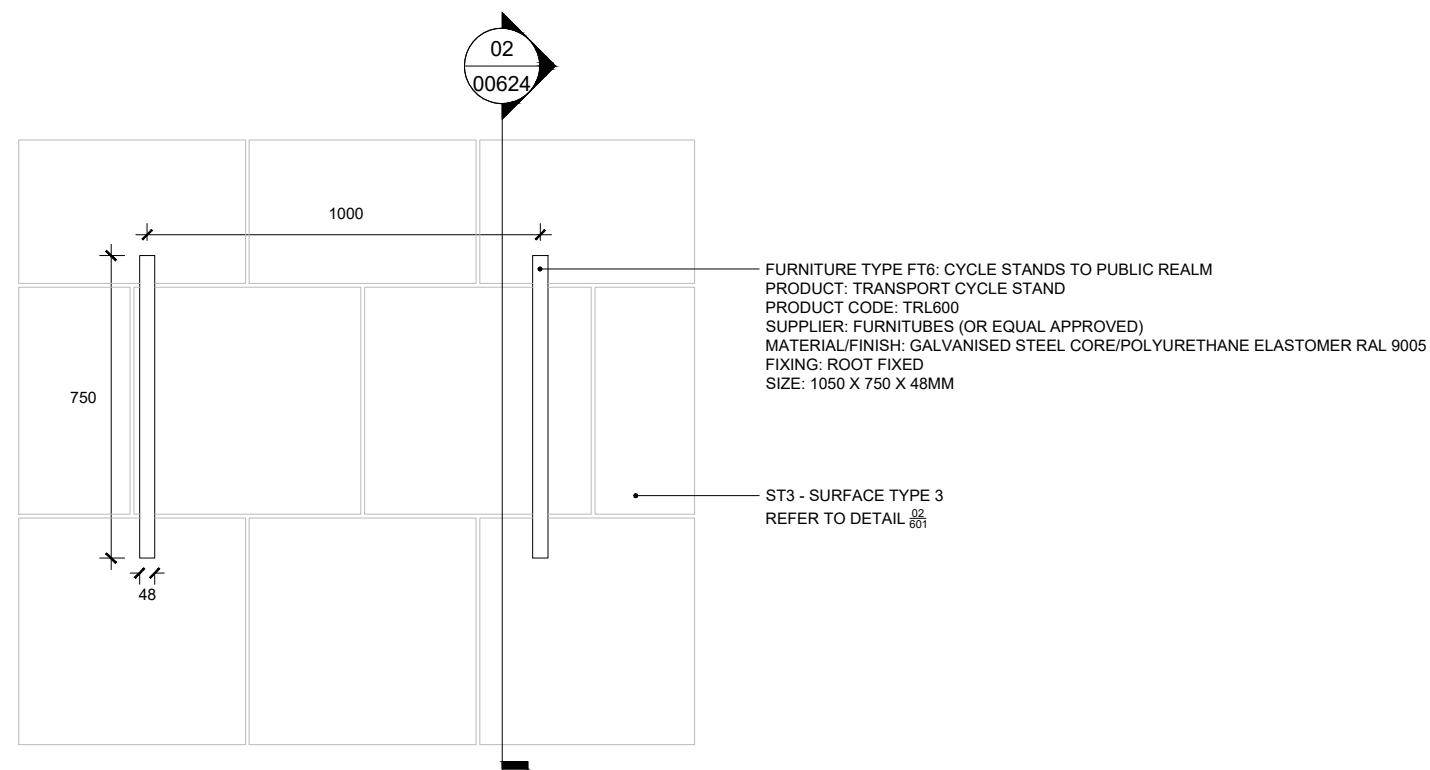
Issued By	London	T: 020 7978 2101
Scale	1:50 @ A3	Drawn ExA
Status	TENDER	Checked VK
Date	22.12.2022	Approved SM
Drawing number	2256-EXA-ZZ-00-DR-L-00623	Revision T03

C:\USERS\WILLBONEDRIVE\DESKTOP\PROJECTS\SUTTON HOUSE\02 CAD\03 SHEET LAYOUT\02 RIBA 4 TENDER\2256-EXA-ZZ-00-DR-L-00623.DWG

No dimensions are to be scaled from this drawing.
All dimensions are to be checked on site.
Area measurements for indicative purposes only.

This drawing is the property of Exterior Architecture Ltd.
No part of the drawing may be reproduced in any manner without
permission from Exterior Architecture Ltd.

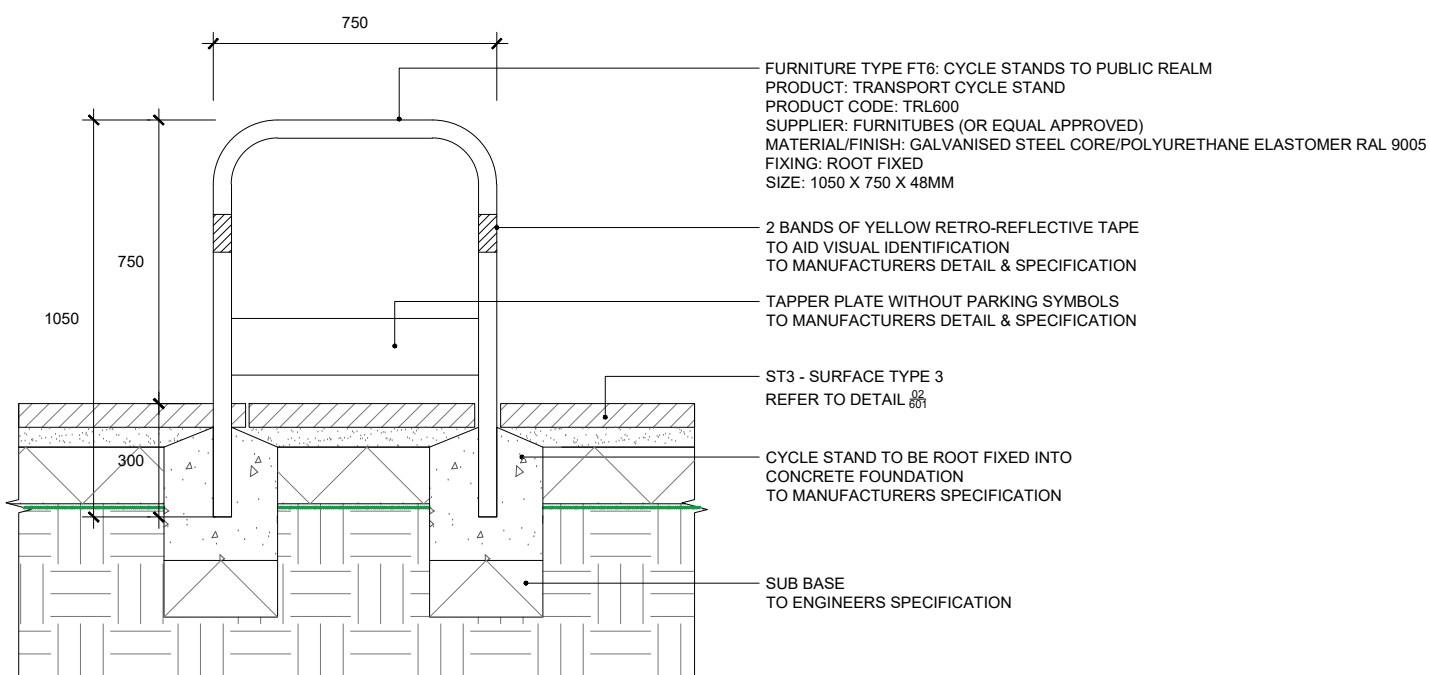
Client
SHEEN LANE DEVELOPMENTS



FURNITURE TYPE FT6: CYCLE STANDS TO PUBLIC REALM
PRODUCT: TRANSPORT CYCLE STAND
PRODUCT CODE: TRL600
SUPPLIER: FURNITUBES (OR EQUAL APPROVED)
MATERIAL/FINISH: GALVANISED STEEL CORE/POLYURETHANE ELASTOMER RAL 9005
FIXING: ROOT FIXED
SIZE: 1050 X 750 X 48MM

ST3 - SURFACE TYPE 3
REFER TO DETAIL 02/001

01 FURNITURE TYPE FT6: CYCLE STANDS TO PUBLIC REALM
00624 PLAN SCALE 1:20



FURNITURE TYPE FT6: CYCLE STANDS TO PUBLIC REALM
PRODUCT: TRANSPORT CYCLE STAND
PRODUCT CODE: TRL600
SUPPLIER: FURNITUBES (OR EQUAL APPROVED)
MATERIAL/FINISH: GALVANISED STEEL CORE/POLYURETHANE ELASTOMER RAL 9005
FIXING: ROOT FIXED
SIZE: 1050 X 750 X 48MM

2 BANDS OF YELLOW RETRO-REFLECTIVE TAPE
TO AID VISUAL IDENTIFICATION
TO MANUFACTURERS DETAIL & SPECIFICATION

TAPPER PLATE WITHOUT PARKING SYMBOLS
TO MANUFACTURERS DETAIL & SPECIFICATION

ST3 - SURFACE TYPE 3
REFER TO DETAIL 02/001

CYCLE STAND TO BE ROOT FIXED INTO
CONCRETE FOUNDATION
TO MANUFACTURERS SPECIFICATION

SUB BASE
TO ENGINEERS SPECIFICATION

02 FURNITURE TYPE FT6: CYCLE STANDS TO PUBLIC REALM
00624 SECTION SCALE 1:20

---	---	---
---	---	---
---	---	---
---	---	---
---	---	---
---	---	---
T03	ISSUE FOR TENDER	26.04.2024
T02	FOR REVIEW AND COMMENT	10.04.2024
T01	FOR REVIEW AND COORDINATION	22.12.2022
Rev	Description	Date

EXTERIOR ARCHITECTURE
LONDON
Unit 17.1, The Leather Market, 11-13 Weston Street, London, SE1 3ER
MANCHESTER
Studio 537, The Royal Exchange, St Anns Square, Manchester, M2 7DH
E-MAIL office@exteriorarchitecture.com
WEB www.exteriorarchitecture.com

Project title
SUTTON PARK HOUSE

Drawing title
FURNITURE DETAILS - SHEET 05

Issued By	London	T: 020 7978 2101
Scale	1:50 @ A3	Drawn ExA
Status	TENDER	Checked VK
Date	22.12.2022	Approved SM

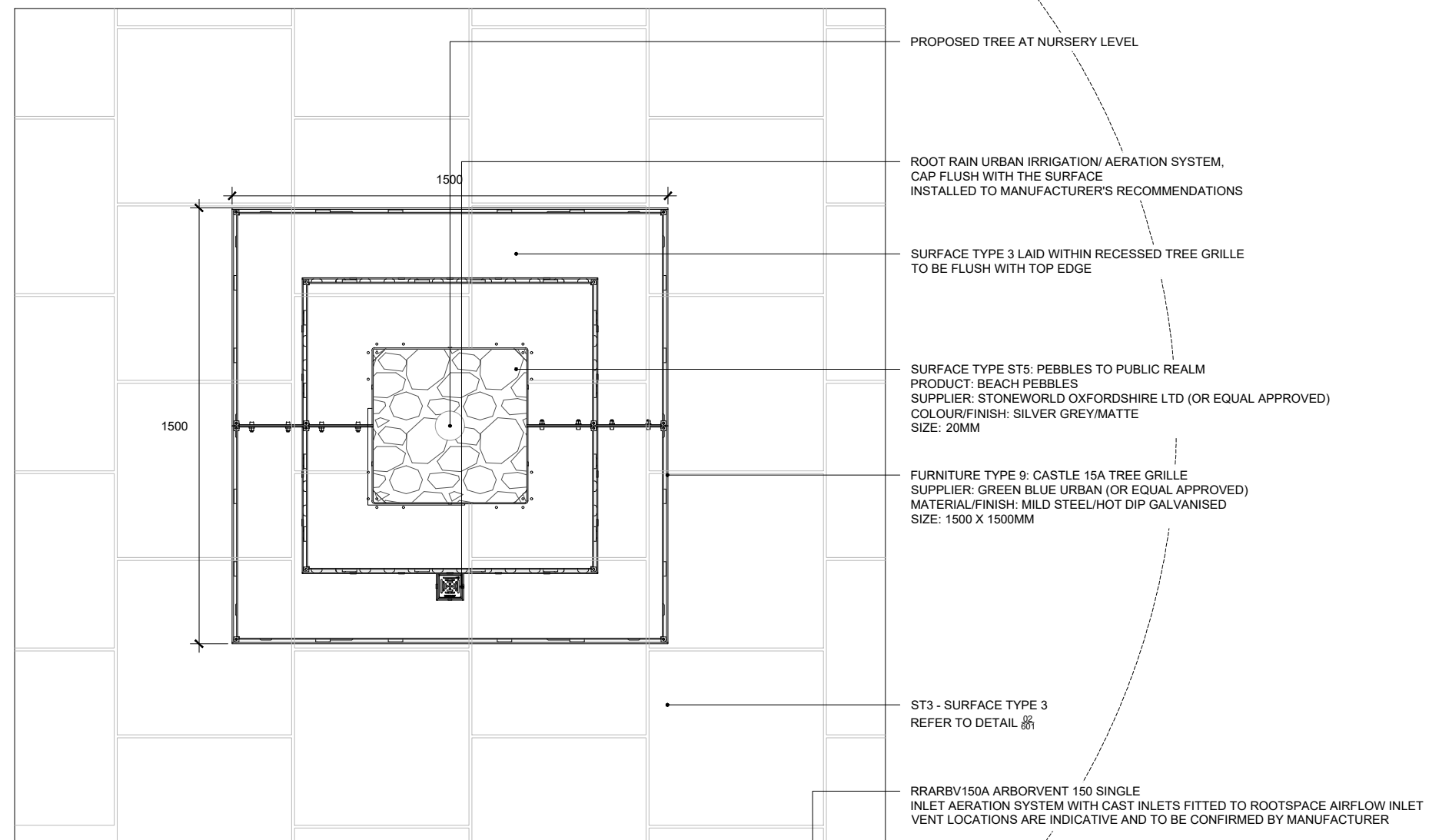
Drawing number	Revision
2256-EXA-ZZ-00-DR-L-00624	T03

P:\LONDON PROJECTS\2022\2256 SUTTON PARK HOUSE\01 BIM\02 CAD\03 SHEET LAYOUT\02 RIBA 4 TENDER\2256-EXA-ZZ-00-DR-L-00624.DWG

No dimensions are to be scaled from this drawing.
All dimensions are to be checked on site.
Area measurements for indicative purposes only.

This drawing is the property of Exterior Architecture Ltd.
No part of the drawing may be reproduced in any manner without
permission from Exterior Architecture Ltd.

Client
SHEEN LANE DEVELOPMENTS



PROPOSED TREE AT NURSERY LEVEL

ROOT RAIN URBAN IRRIGATION/ AERATION SYSTEM,
CAP FLUSH WITH THE SURFACE
INSTALLED TO MANUFACTURER'S RECOMMENDATIONS

SURFACE TYPE 3 LAID WITHIN RECESSED TREE GRILLE
TO BE FLUSH WITH TOP EDGE

SURFACE TYPE ST5: PEBBLES TO PUBLIC REALM
PRODUCT: BEACH PEBBLES
SUPPLIER: STONeworld OXFORDSHIRE LTD (OR EQUAL APPROVED)
COLOUR/FINISH: SILVER GREY/MATTE
SIZE: 20MM

FURNITURE TYPE 9: CASTLE 15A TREE GRILLE
SUPPLIER: GREEN BLUE URBAN (OR EQUAL APPROVED)
MATERIAL/FINISH: MILD STEEL/HOT DIP GALVANISED
SIZE: 1500 X 1500MM

ST3 - SURFACE TYPE 3
REFER TO DETAIL 081

RRARBV150A ARBORVENT 150 SINGLE
INLET AERATION SYSTEM WITH CAST INLETS FITTED TO ROOTSPACE AIRFLOW INLET
VENT LOCATIONS ARE INDICATIVE AND TO BE CONFIRMED BY MANUFACTURER

---	---	---
---	---	---
---	---	---
---	---	---
---	---	---
---	---	---
---	---	---
T03	ISSUE FOR TENDER	26.04.2024
T02	FOR REVIEW AND COMMENT	10.04.2024
T01	FOR REVIEW AND COORDINATION	22.12.2022
Rev	Description	Date

EXTERIOR ARCHITECTURE

LONDON
Unit 17.1, The Leather Market, 11-13 Weston Street, London, SE1 3ER
MANCHESTER
Studio 537, The Royal Exchange, St Anns Square, Manchester, M2 7DH

E-MAIL office@exteriorarchitecture.com
WEB www.exteriorarchitecture.com

Project title
SUTTON PARK HOUSE

Drawing title
FURNITURE DETAILS - SHEET 06

Issued By	London	T: 020 7978 2101
Scale	1:20 @ A3	Drawn ExA
Status	TENDER	Checked VK
Date	22.12.2022	Approved SM

Drawing number	Revision
2256-EXA-ZZ-00-DR-L-00625	T03

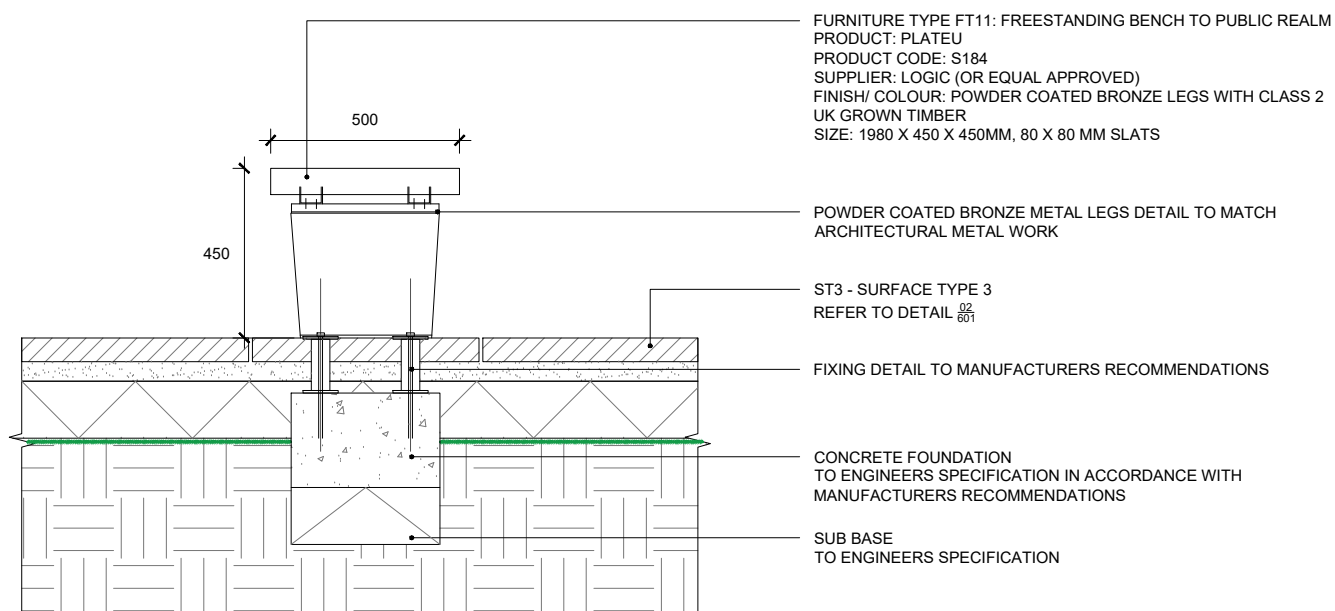
01 FURNITURE TYPE FT9: TREE GRILLE TO PUBLIC REALM
00625 PLAN

SCALE 1:20

No dimensions are to be scaled from this drawing.
All dimensions are to be checked on site.
Area measurements for indicative purposes only.

This drawing is the property of Exterior Architecture Ltd.
No part of the drawing may be reproduced in any manner without
permission from Exterior Architecture Ltd.

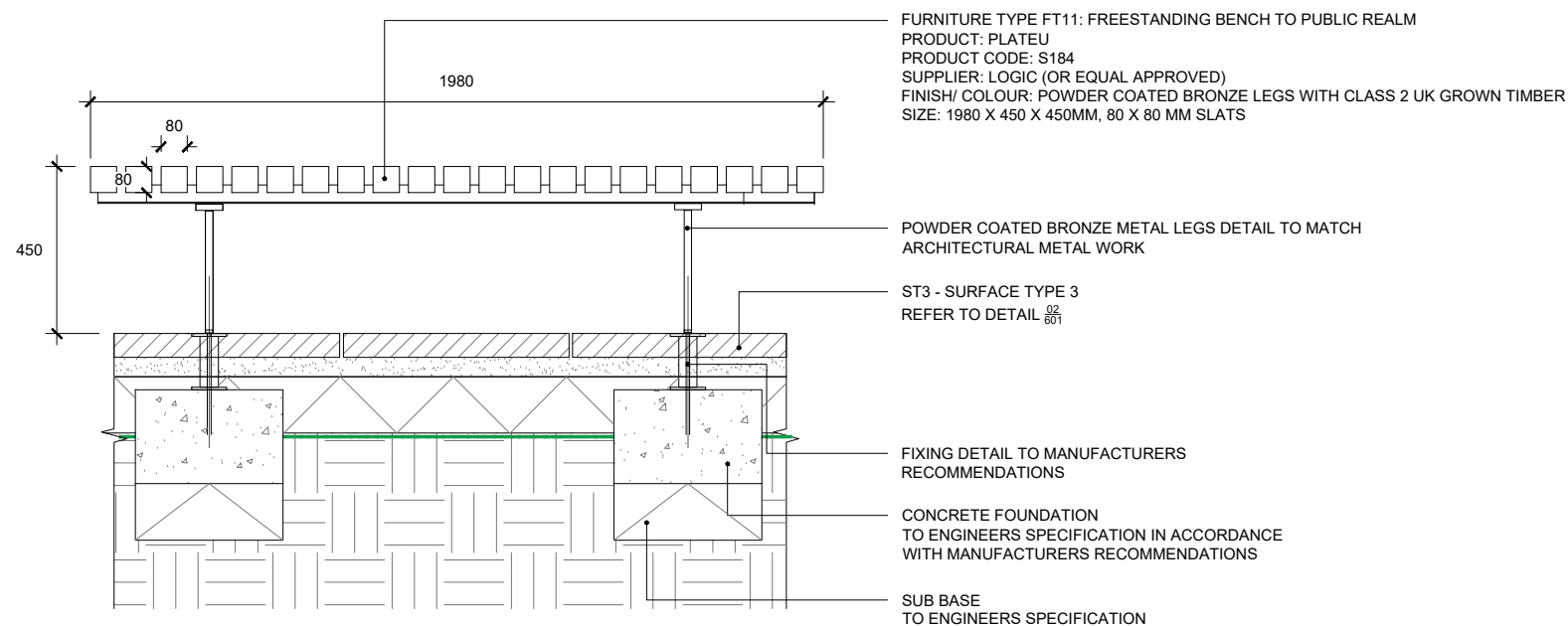
Client
SHEEN LANE DEVELOPMENTS



01 FURNITURE TYPE FT11: FREESTANDING BENCH TO PUBLIC REALM
00626 SECTION SCALE 1:20



03 FURNITURE TYPE FT11: FREESTANDING BENCH TO PUBLIC REALM
00626 REFERENCE IMAGE NTS



02 FURNITURE TYPE FT11: FREESTANDING BENCH TO PUBLIC REALM
00626 SECTION SCALE 1:20

---	---	---
---	---	---
---	---	---
---	---	---
---	---	---
---	---	---
T03	ISSUE FOR TENDER	26.04.2024
T02	FOR REVIEW AND COMMENT	10.04.2024
T01	FOR REVIEW AND COORDINATION	22.12.2024
Rev	Description	Date

EXTERIOR ARCHITECTURE
LONDON
Unit 17.1, The Leather Market, 11-13 Weston Street, London, SE1 3ER
MANCHESTER
Studio 537, The Royal Exchange, St Anns Square, Manchester, M2 7DH
E-MAIL office@exteriorarchitecture.com
WEB www.exteriorarchitecture.com

Project title
SUTTON PARK HOUSE

Drawing title
FURNITURE DETAILS - SHEET 07

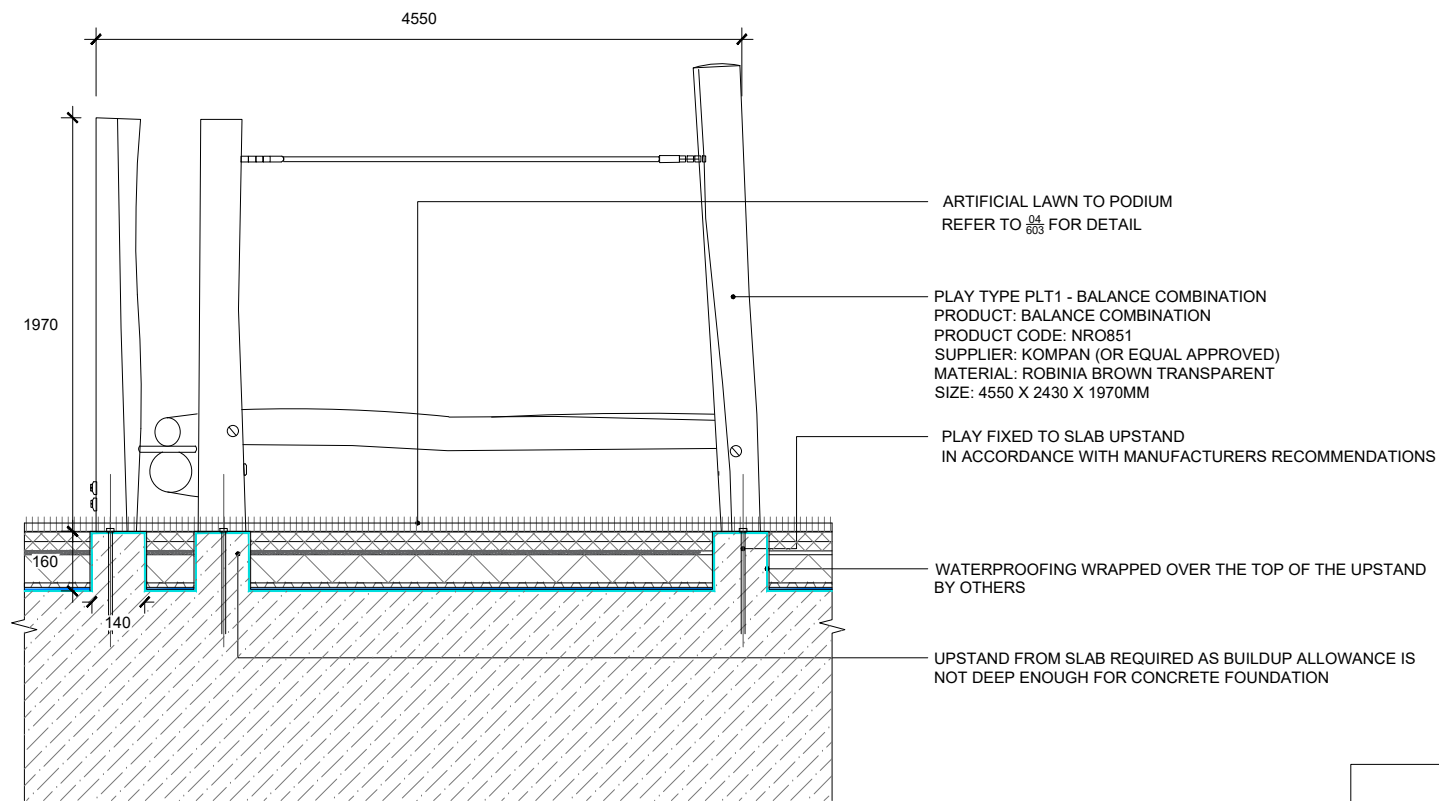
Issued By	London	T: 020 7978 2101
Scale	1:20 @ A3	Drawn ExA
Status	TENDER	Checked VK
Date	22.12.2024	Approved SM

Drawing number	Revision
2256-EXA-ZZ-00-DR-L-00626	T03

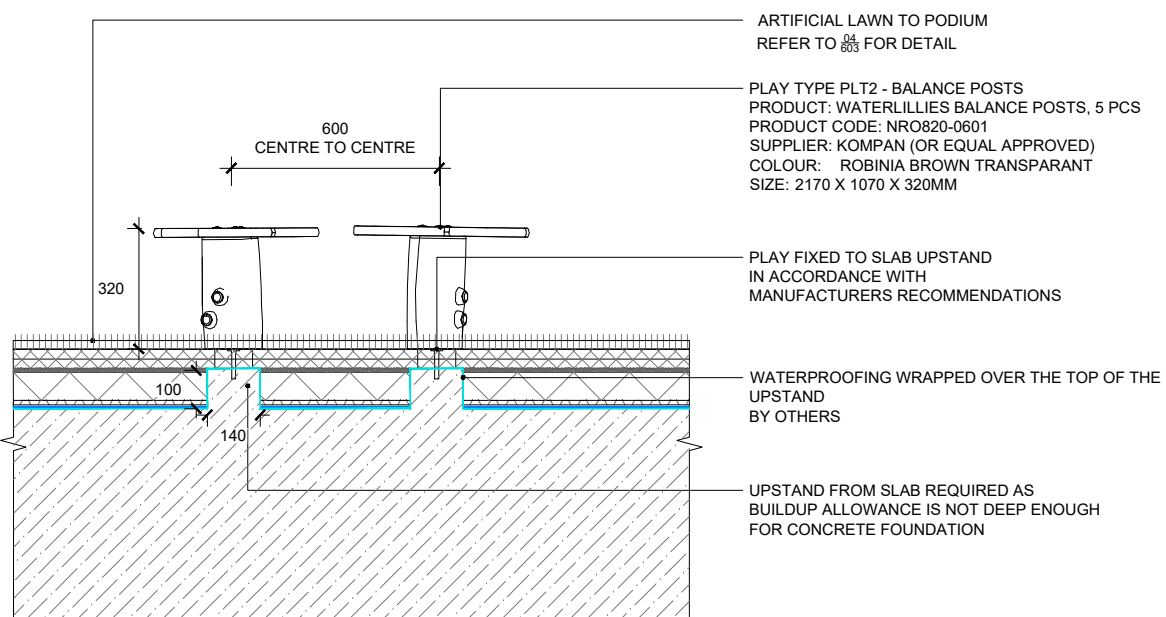
No dimensions are to be scaled from this drawing.
 All dimensions are to be checked on site.
 Area measurements for indicative purposes only.

This drawing is the property of Exterior Architecture Ltd.
 No part of the drawing may be reproduced in any manner without
 permission from Exterior Architecture Ltd.

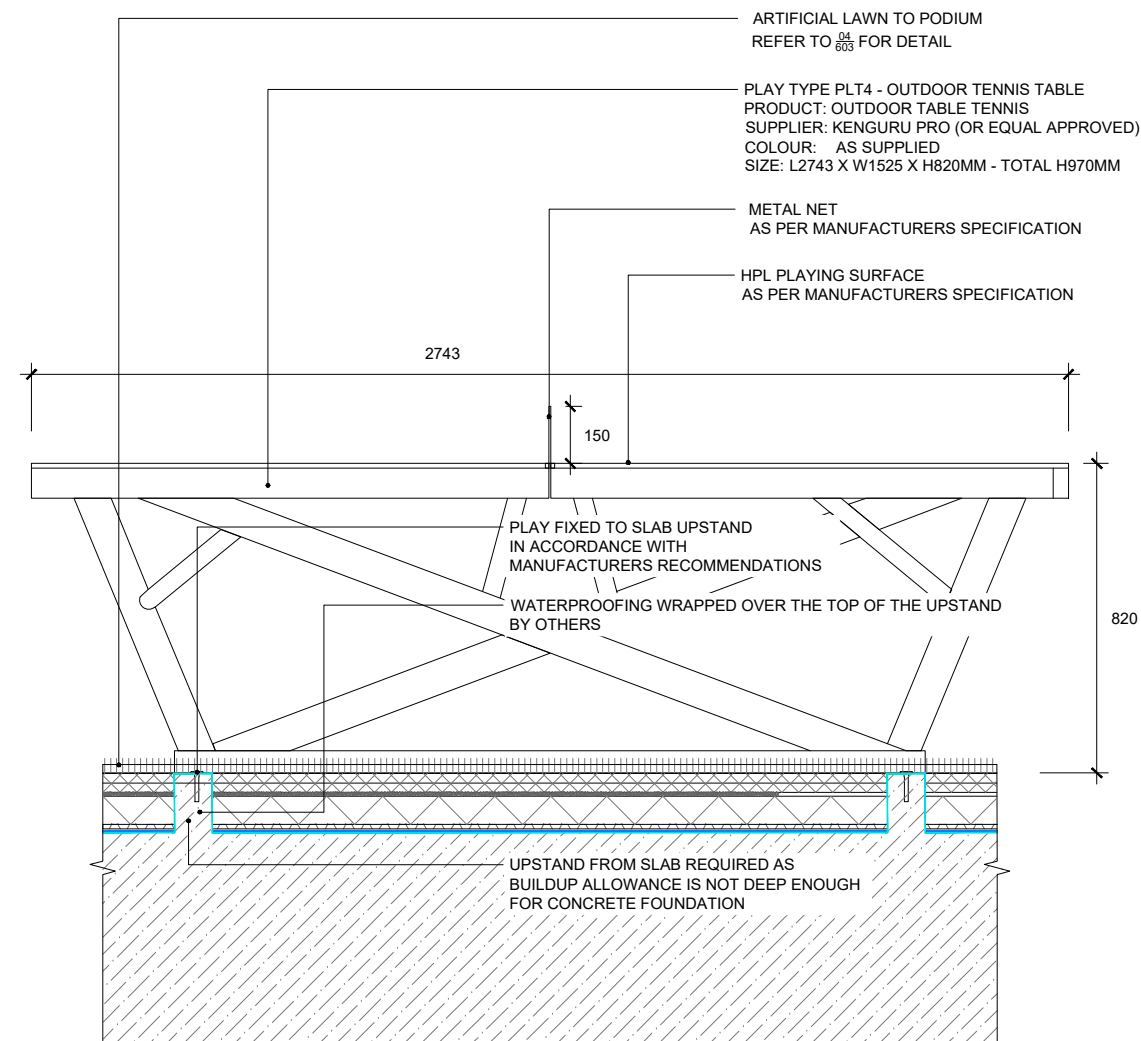
Client
SHEEN LANE DEVELOPMENTS



01 PLAY TYPE PLT1 - BALANCE BAR COMBINATION
 00630 SECTION SCALE 1:20



03 PLAY TYPE PLT2 - WATERLILLIES BALANCE POST
 00630 SECTION SCALE 1:20



03 PLAY TYPE PLT4 - OUTDOOR TENNIS TABLE
 00630 SECTION SCALE 1:20

---	---	---
---	---	---
---	---	---
---	---	---
---	---	---
---	---	---
---	---	---
T02	ISSUE FOR TENDER	26.04.2024
T01	FOR REVIEW AND COMMENT	10.04.2024
Rev	Description	Date

EXTERIOR ARCHITECTURE
 LONDON
 Unit 17.1, The Leather Market, 11-13 Weston Street, London, SE1 3ER
 MANCHESTER
 Studio 537, The Royal Exchange, St Anns Square, Manchester, M2 7DH

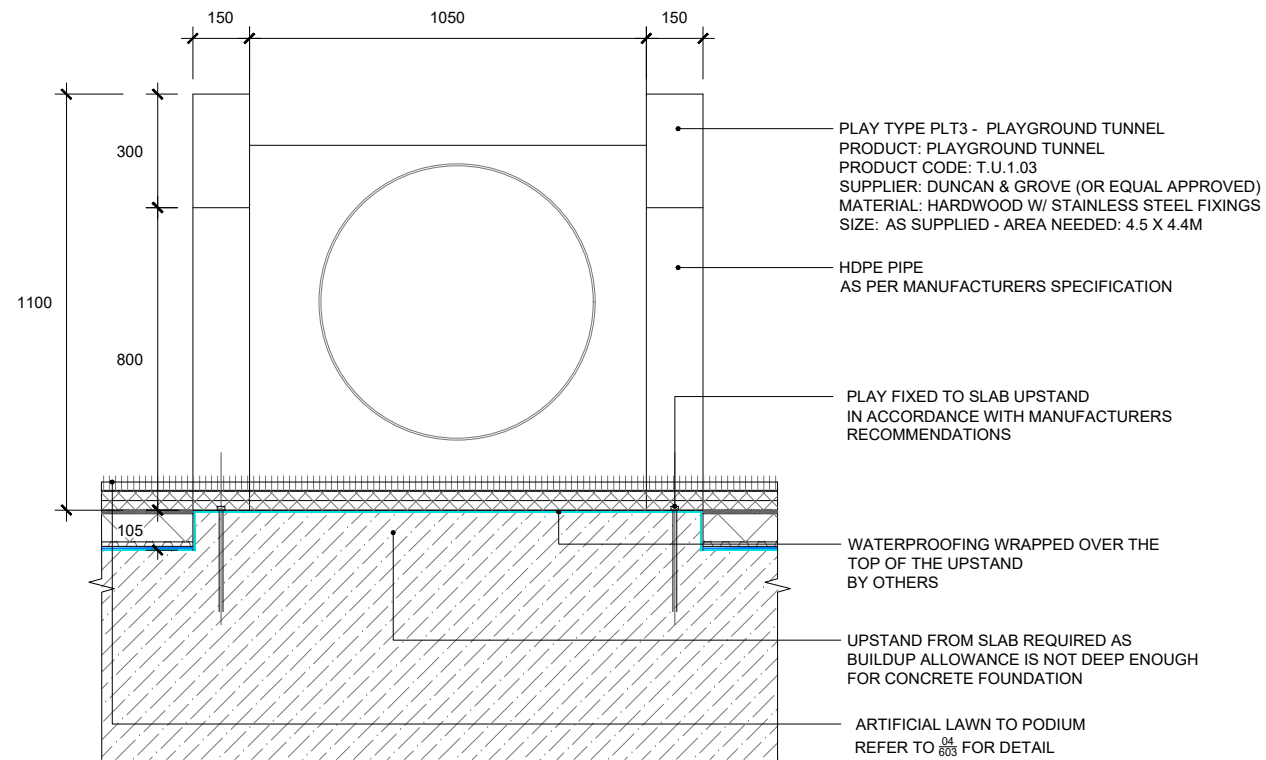
E-MAIL office@exteriorarchitecture.com
 WEB www.exteriorarchitecture.com

Project title
SUTTON PARK HOUSE

Drawing title
PLAY DETAILS - SHEET 01

Issued By	London	T: 020 7978 2101
Scale	1:20 @ A3	Drawn ExA
Status	TENDER	Checked VK
Date	22.12.2022	Approved SM
Drawing number	2256-EXA-ZZ-00-DR-L-00630	Revision T02

C:\USERS\WILLBONEDRIVE\DESKTOP\PROJECTS\SUTTON HOUSE\02 CAD\03 SHEET LAYOUT\02 RIBA 4 TENDER\2256-EXA-ZZ-00-DR-L-00630.DWG



PLAY TYPE PLT3 - PLAYGROUND TUNNEL
 PRODUCT: PLAYGROUND TUNNEL
 PRODUCT CODE: T.U.1.03
 SUPPLIER: DUNCAN & GROVE (OR EQUAL APPROVED)
 MATERIAL: HARDWOOD W/ STAINLESS STEEL FIXINGS
 SIZE: AS SUPPLIED - AREA NEEDED: 4.5 X 4.4M

HDPE PIPE
 AS PER MANUFACTURERS SPECIFICATION

PLAY FIXED TO SLAB UPSTAND
 IN ACCORDANCE WITH MANUFACTURERS
 RECOMMENDATIONS

WATERPROOFING WRAPPED OVER THE
 TOP OF THE UPSTAND
 BY OTHERS

UPSTAND FROM SLAB REQUIRED AS
 BUILDUP ALLOWANCE IS NOT DEEP ENOUGH
 FOR CONCRETE FOUNDATION

ARTIFICIAL LAWN TO PODIUM
 REFER TO 04 FOR DETAIL

01 PLAY TYPE PLT3 - PLAYGROUND TUNNEL
 00631 SECTION SCALE 1:20

No dimensions are to be scaled from this drawing.
 All dimensions are to be checked on site.
 Area measurements for indicative purposes only.
 This drawing is the property of Exterior Architecture Ltd.
 No part of the drawing may be reproduced in any manner without
 permission from Exterior Architecture Ltd.

Client
 SHEEN LANE DEVELOPMENTS

---	---	---
---	---	---
---	---	---
---	---	---
---	---	---
---	---	---
---	---	---
---	---	---
T02	ISSUE FOR TENDER	26.04.2024
T01	FOR REVIEW AND COORDINATION	22.12.2022
Rev	Description	Date

EXTERIOR ARCHITECTURE
 LONDON
 Unit 17.1, The Leather Market, 11-13 Weston Street, London, SE1 3ER
 MANCHESTER
 Studio 537, The Royal Exchange, St Anns Square, Manchester, M2 7DH
 E-MAIL office@exteriorarchitecture.com
 WEB www.exteriorarchitecture.com

Project title
 SUTTON PARK HOUSE

Drawing title
 PLAY DETAILS - SHEET 02

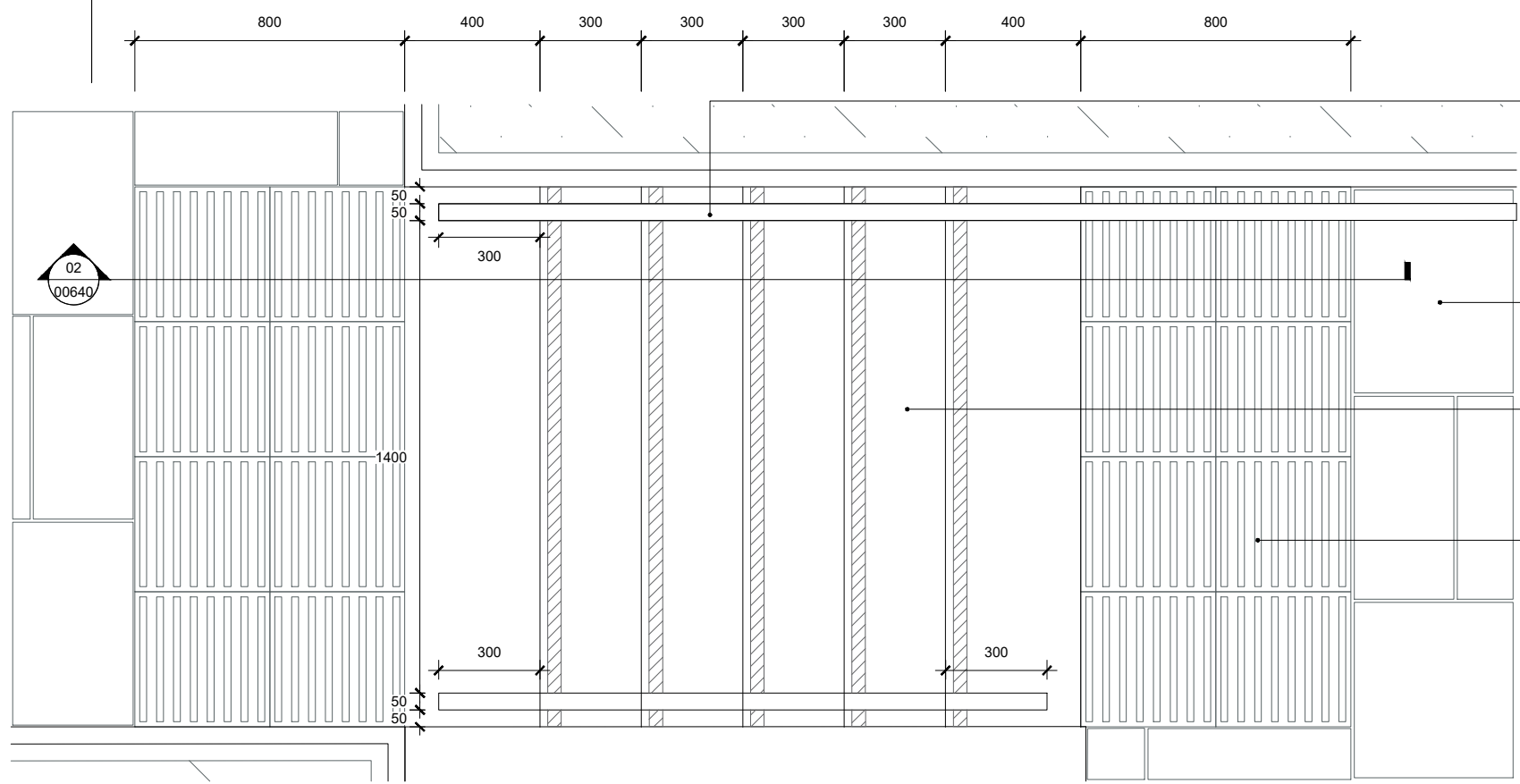
Issued By	London	T: 020 7978 2101
Scale	1:20 @ A3	Drawn ExA
Status	TENDER	Checked VK
Date	22.12.2022	Approved SM
Drawing number	2256-EXA-ZZ-00-DR-L-00631	Revision T02

C:\USERS\WILLBONEDRIVE\DESKTOP\PROJECTS\SUTTON HOUSE\02 CAD\03 SHEET LAYOUT\02 RIBA 4 TENDER\2256-EXA-ZZ-00-DR-L-00631.DWG

No dimensions are to be scaled from this drawing.
 All dimensions are to be checked on site.
 Area measurements for indicative purposes only.

This drawing is the property of Exterior Architecture Ltd.
 No part of the drawing may be reproduced in any manner without
 permission from Exterior Architecture Ltd.

Client
SHEEN LANE DEVELOPMENTS



FT8 HANDRAIL TO STEPS
 METAL HANDRAIL TO STEPS
 SUPPLIER: URBIS SCHRÉDER LTD (OR EQUAL APPROVED)
 PRODUCT: ALINEA HANDRAIL
 MATERIAL/FINISH: STAINLESS STEEL/ POWDER COATED RAL 9005
 FIXING: ROOT FIXED

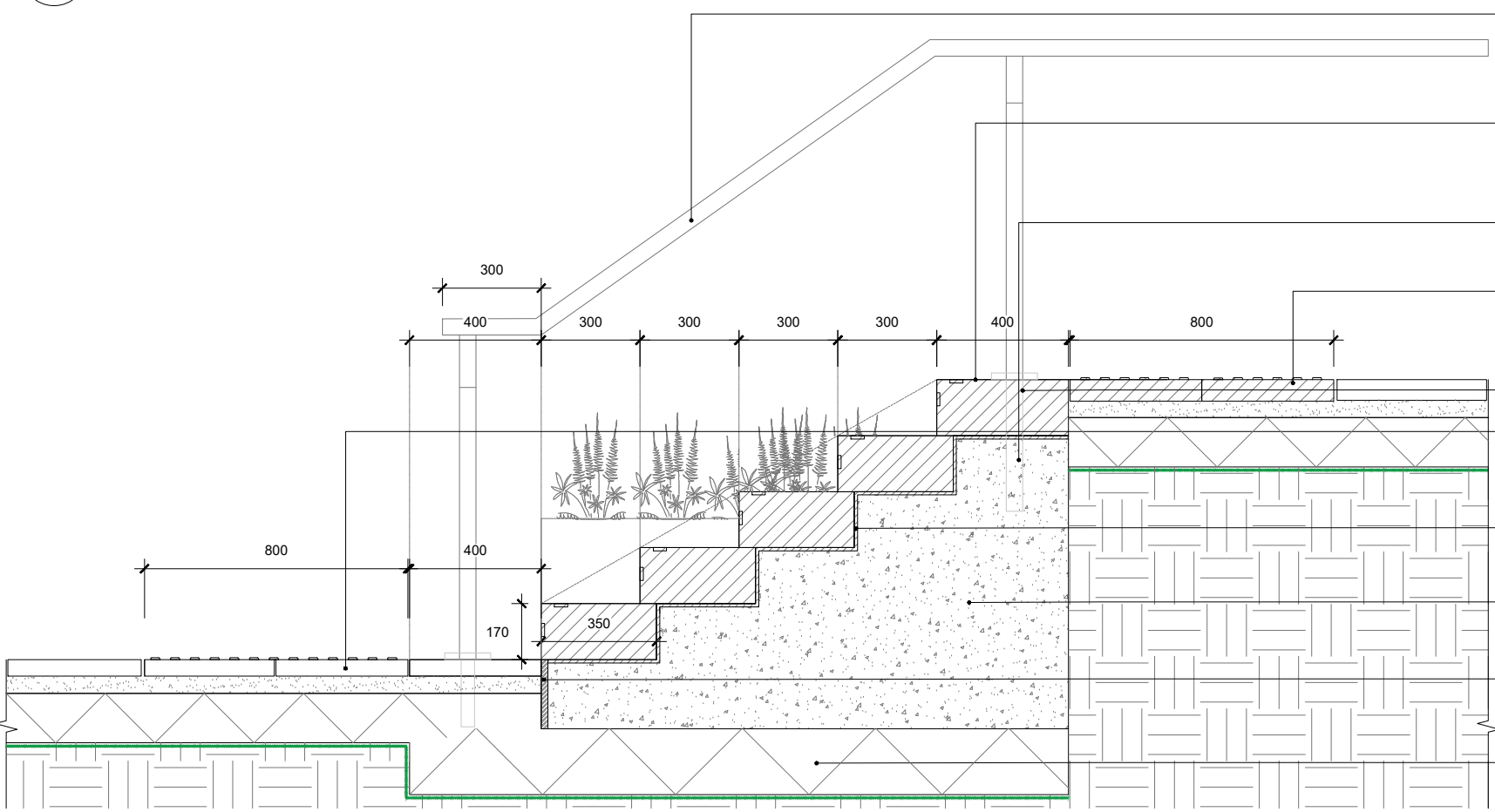
ST3 - SURFACE TYPE 3
 REFER TO DETAIL 801

SURFACE TYPE STP1: CONCRETE STEPS TO PUBLIC REALM
 PRODUCT: CONSERVATION TEXTURED STEP 2 STRIPS
 SUPPLIER: MARSHALLS (OR EQUAL APPROVED)
 COLOUR/FINISH: SILVER GREY
 SIZE: 400/350 X 150 X1000

SURFACE TYPE ST6 HAZARD TACTILE PAVING TO STEPS
 REFER TO 802 FOR DETAIL

01 SURFACE TYPE STP1: CONCRETE STEPS TO PUBLIC REALM
 00640 PLAN

SCALE 1:20



FT8 HANDRAIL TO STEPS
 METAL HANDRAIL TO STEPS
 SUPPLIER: URBIS SCHRÉDER LTD (OR EQUAL APPROVED)
 PRODUCT: ALINEA HANDRAIL
 MATERIAL/FINISH: STAINLESS STEEL/ POWDER COATED RAL 9005
 FIXING: ROOT FIXING

SURFACE TYPE STP1: CONCRETE STEPS TO PUBLIC REALM
 PRODUCT: CONSERVATION TEXTURED STEP 2 STRIPS
 SUPPLIER: MARSHALLS (OR EQUAL APPROVED)
 COLOUR/FINISH: SILVER GREY
 SIZE: 400/350 X VAR X1000MM

ROOT FIXING DETAIL TO BE COORDINATED BETWEEN THE HANDRAIL
 FABRICATOR AGREED WITH CONCRETE STEPS MANUFACTURER

SURFACE TYPE ST6 HAZARD TACTILE PAVING TO STEPS
 REFER TO 802 FOR DETAIL

HANDRAIL POST ROOT FIXED
 TO CONCRETE FORMWORK

SURFACE TYPE ST6 HAZARD TACTILE PAVING TO STEPS
 REFER TO 802 FOR DETAIL

MIN. 10MM MORTAR BED
 TO ENGINEERS DETAILS AND SPECIFICATION

CONCRETE FORMWORK
 BY OTHERS

EXPANSION JOINT DETAIL
 TO ENGINEERS SPECIFICATION

SUB-BASE
 TO ENGINEERS SPECIFICATION

02 SURFACE TYPE STP1: CONCRETE STEPS TO PUBLIC REALM
 00640 SECTION

SCALE 1:20

---	---	---
---	---	---
---	---	---
---	---	---
---	---	---
---	---	---
T03	ISSUE FOR TENDER	26.04.2024
T02	FOR REVIEW AND COMMENT	10.04.2024
T01	FOR REVIEW AND COORDINATION	22.12.2022
Rev	Description	Date

EXTERIOR ARCHITECTURE
 LONDON
 Unit 17.1, The Leather Market, 11-13 Weston Street, London, SE1 3ER
 MANCHESTER
 Studio 537, The Royal Exchange, St Anns Square, Manchester, M2 7DH
 E-MAIL office@exteriorarchitecture.com
 WEB www.exteriorarchitecture.com

Project title
SUTTON PARK HOUSE

Drawing title
STEPS DETAILS - SHEET 01

Issued By	London	T: 020 7978 2101
Scale	1:20 @ A3	Drawn ExA
Status	TENDER	Checked VK
Date	22.12.2022	Approved SM

Drawing number
 2256-EXA-ZZ-00-DR-L-00640

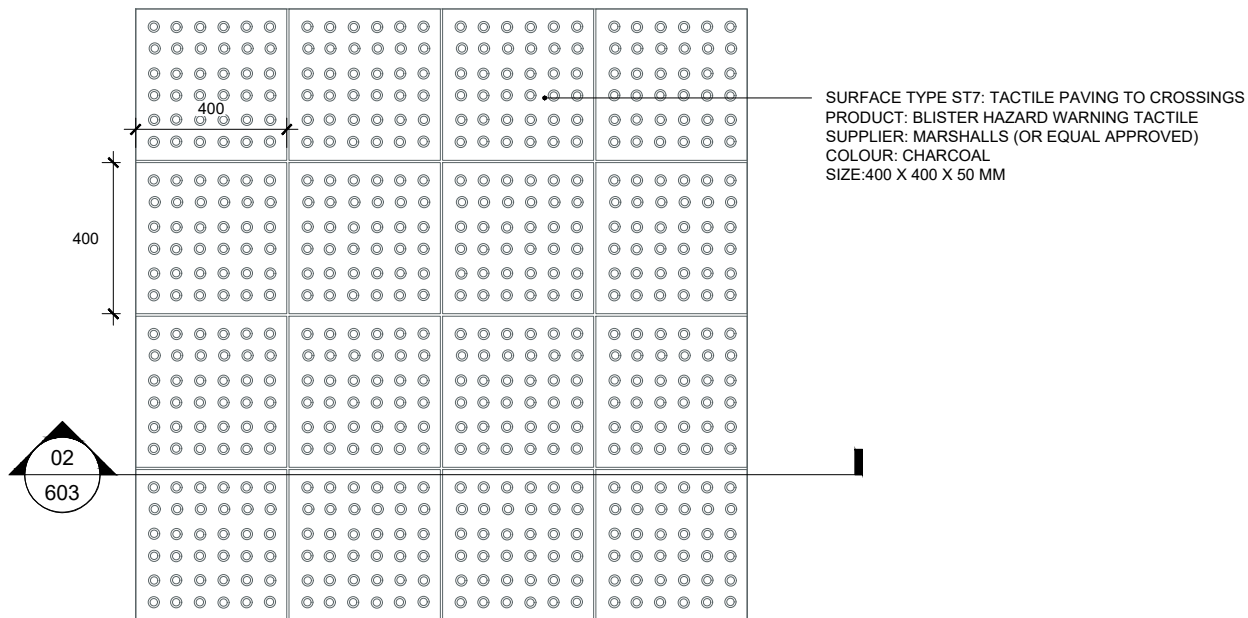
Revision
 T03

C:\USERS\WILLBONEDRIVE\DESKTOP\PROJECTS\SUTTON HOUSE\02 CAD\03 SHEET LAYOUT\02 RIBA 4 TENDER\2256-EXA-ZZ-GR-DR-L-00640.DWG

No dimensions are to be scaled from this drawing.
 All dimensions are to be checked on site.
 Area measurements for indicative purposes only.


This drawing is the property of Exterior Architecture Ltd.
 No part of the drawing may be reproduced in any manner without
 permission from Exterior Architecture Ltd.

Client
SHEEN LANE DEVELOPMENTS



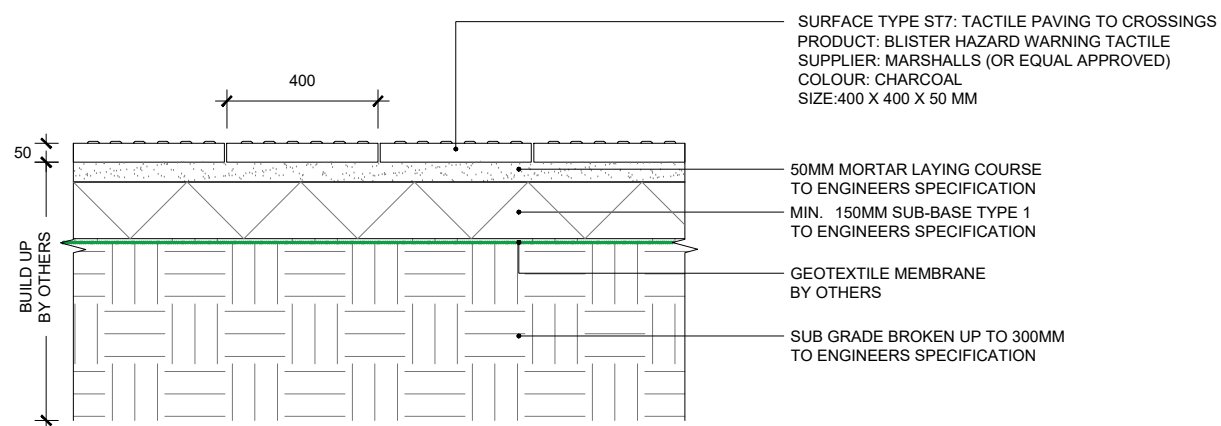
SURFACE TYPE ST7: TACTILE PAVING TO CROSSINGS
 PRODUCT: BLISTER HAZARD WARNING TACTILE
 SUPPLIER: MARSHALLS (OR EQUAL APPROVED)
 COLOUR: CHARCOAL
 SIZE: 400 X 400 X 50 MM

01 SURFACE TYPE ST7: TACTILE PAVING TO CROSSINGS
 00603 PLAN SCALE 1:20



SURFACE TYPE ST8: ARTIFICIAL LAWN TO PODIUM
 PRODUCT: BELGRAVIA ARTIFICIAL GRASS
 SUPPLIER: EASIGRASS (OR EQUAL APPROVED)
 SIZE: 40MM THICK

03 SURFACE TYPE ST8: ARTIFICIAL LAWN TO PODIUM
 00603 PLAN SCALE 1:20



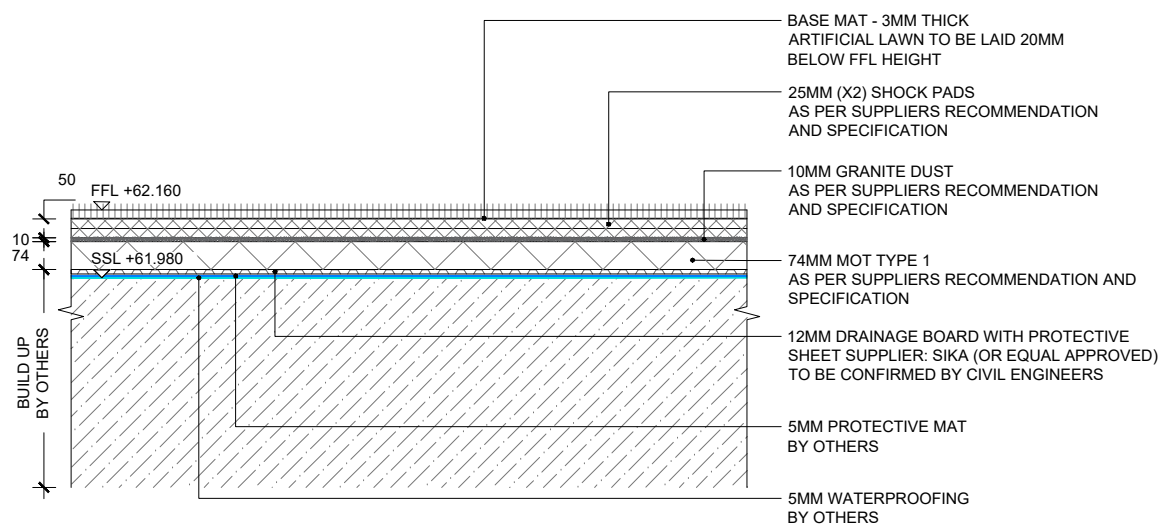
SURFACE TYPE ST7: TACTILE PAVING TO CROSSINGS
 PRODUCT: BLISTER HAZARD WARNING TACTILE
 SUPPLIER: MARSHALLS (OR EQUAL APPROVED)
 COLOUR: CHARCOAL
 SIZE: 400 X 400 X 50 MM

50MM MORTAR LAYING COURSE
 TO ENGINEERS SPECIFICATION
 MIN. 150MM SUB-BASE TYPE 1
 TO ENGINEERS SPECIFICATION

GEOTEXTILE MEMBRANE
 BY OTHERS

SUB GRADE BROKEN UP TO 300MM
 TO ENGINEERS SPECIFICATION

02 SURFACE TYPE ST7: TACTILE PAVING TO CROSSINGS
 00603 SECTION SCALE 1:20



BASE MAT - 3MM THICK
 ARTIFICIAL LAWN TO BE LAID 20MM
 BELOW FFL HEIGHT

25MM (X2) SHOCK PADS
 AS PER SUPPLIERS RECOMMENDATION
 AND SPECIFICATION

10MM GRANITE DUST
 AS PER SUPPLIERS RECOMMENDATION
 AND SPECIFICATION

74MM MOT TYPE 1
 AS PER SUPPLIERS RECOMMENDATION
 AND SPECIFICATION

12MM DRAINAGE BOARD WITH PROTECTIVE
 SHEET SUPPLIER: SIKA (OR EQUAL APPROVED)
 TO BE CONFIRMED BY CIVIL ENGINEERS

5MM PROTECTIVE MAT
 BY OTHERS

5MM WATERPROOFING
 BY OTHERS

04 SURFACE TYPE ST8: ARTIFICIAL LAWN TO PODIUM
 00603 SECTION SCALE 1:20

---	---	---
---	---	---
---	---	---
---	---	---
---	---	---
---	---	---
T03	ISSUE FOR TENDER	26.04.2024
T02	FOR REVIEW AND COMMENT	10.04.2024
T01	FOR REVIEW AND COORDINATION	22.12.2022
Rev	Description	Date

EXTERIOR ARCHITECTURE
 LONDON
 Unit 17.1, The Leather Market, 11-13 Weston Street, London, SE1 3ER
 MANCHESTER
 Studio 537, The Royal Exchange, St Anns Square, Manchester, M2 7DH

E-MAIL office@exteriorarchitecture.com
 WEB www.exteriorarchitecture.com

Project title
SUTTON PARK HOUSE

Drawing title
HARD LANDSCAPE DETAILS - SHEET 04

Issued By	London	T: 020 7978 2101
Scale	1:20 @ A3	Drawn ExA
Status	TENDER	Checked VK
Date	22.12.2022	Approved SM

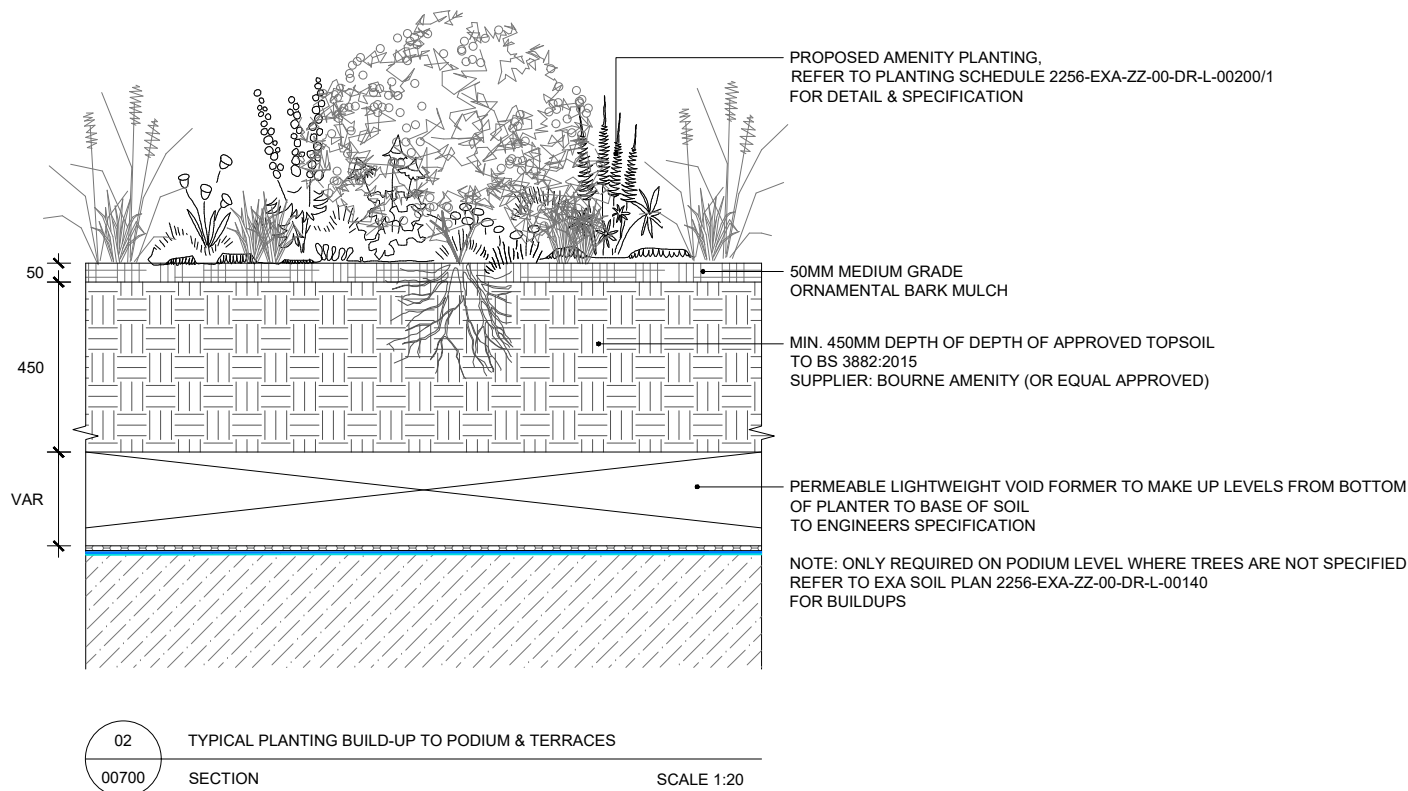
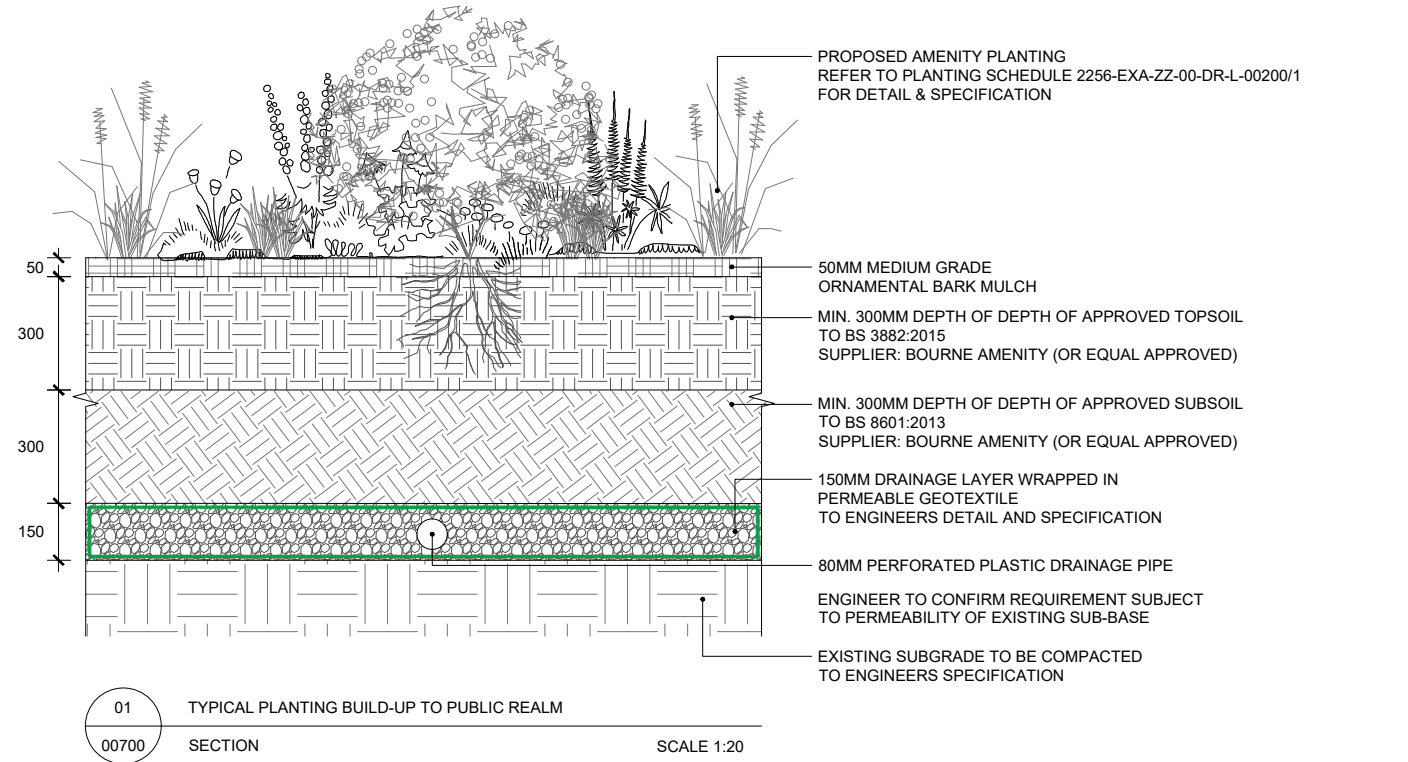
Drawing number
 2256-EXA-ZZ-00-DR-L-00603

Revision
 T03

No dimensions are to be scaled from this drawing.
 All dimensions are to be checked on site.
 Area measurements for indicative purposes only.

This drawing is the property of Exterior Architecture Ltd.
 No part of the drawing may be reproduced in any manner without
 permission from Exterior Architecture Ltd.

Client
SHEEN LANE DEVELOPMENTS



---	---	---
---	---	---
---	---	---
---	---	---
---	---	---
---	---	---
T03	ISSUE FOR TENDER	26.04.2024
T02	FOR REVIEW AND COMMENT	10.04.2024
T01	FOR REVIEW AND COORDINATION	22.12.2022
Rev	Description	Date

EXTERIOR ARCHITECTURE

LONDON
 Unit 17.1, The Leather Market, 11-13 Weston Street, London, SE1 3ER

MANCHESTER
 Studio 537, The Royal Exchange, St Anns Square, Manchester, M2 7DH

E-MAIL office@exteriorarchitecture.com
 WEB www.exteriorarchitecture.com

Project title
SUTTON PARK HOUSE

Drawing title
SOFT LANDSCAPE DETAILS - SHEET 01

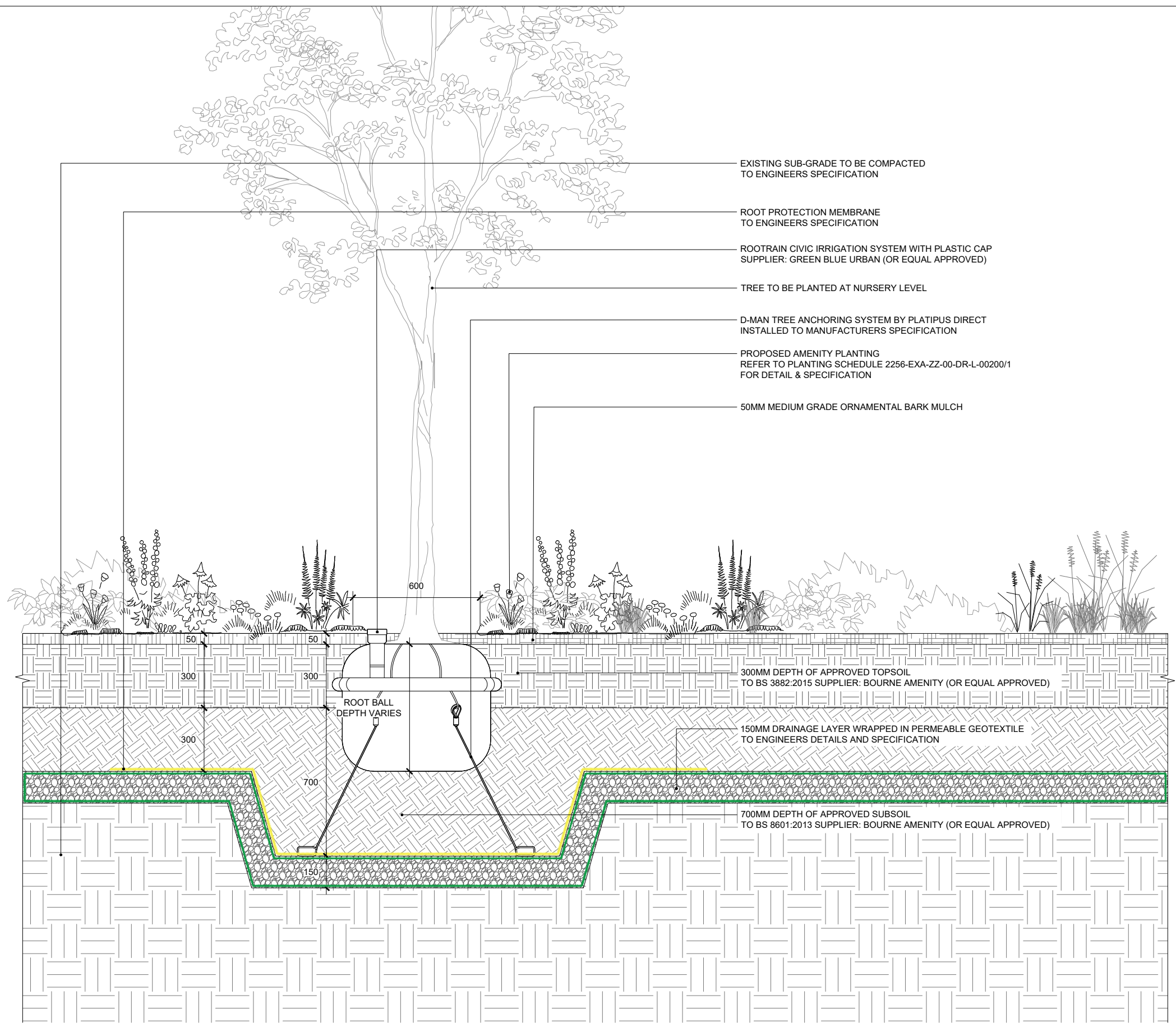
Issued By	London	T: 020 7978 2101
Scale	1:20 @ A3	Drawn ExA
Status	TENDER	Checked VK
Date	22.12.2022	Approved SM
Drawing number	2256-EXA-ZZ-00-DR-L-00700	Revision T03

C:\USERS\WILLBONEDRIVE\DESKTOP\PROJECTS\SUTTON HOUSE\02 CAD\03 SHEET LAYOUT\02 RIBA 4 TENDER\2256-EXA-ZZ-00-DR-L-00700.DWG

No dimensions are to be scaled from this drawing.
 All dimensions are to be checked on site.
 Area measurements for indicative purposes only.

This drawing is the property of Exterior Architecture Ltd.
 No part of the drawing may be reproduced in any manner without
 permission from Exterior Architecture Ltd.

Client
SHEEN LANE DEVELOPMENTS



- EXISTING SUB-GRADE TO BE COMPACTED TO ENGINEERS SPECIFICATION
- ROOT PROTECTION MEMBRANE TO ENGINEERS SPECIFICATION
- ROOTRAIN CIVIC IRRIGATION SYSTEM WITH PLASTIC CAP SUPPLIER: GREEN BLUE URBAN (OR EQUAL APPROVED)
- TREE TO BE PLANTED AT NURSERY LEVEL
- D-MAN TREE ANCHORING SYSTEM BY PLATIPUS DIRECT INSTALLED TO MANUFACTURERS SPECIFICATION
- PROPOSED AMENITY PLANTING REFER TO PLANTING SCHEDULE 2256-EXA-ZZ-00-DR-L-00200/1 FOR DETAIL & SPECIFICATION
- 50MM MEDIUM GRADE ORNAMENTAL BARK MULCH

---	---	---
T03	ISSUE FOR TENDER	26.04.2024
T02	FOR REVIEW AND COMMENT	10.04.2024
T01	FOR REVIEW AND COORDINATION	22.12.2022
Rev	Description	Date

EXTERIOR ARCHITECTURE
 LONDON
 Unit 17.1, The Leather Market, 11-13 Weston Street, London, SE1 3ER
 MANCHESTER
 Studio 537, The Royal Exchange, St Anns Square, Manchester, M2 7DH

E-MAIL office@exteriorarchitecture.com
 WEB www.exteriorarchitecture.com

Project title
SUTTON PARK HOUSE

Drawing title
SOFT LANDSCAPE DETAILS - SHEET 02

Issued By	London	T: 020 7978 2101
Scale	1:20 @ A3	Drawn ExA
Status	TENDER	Checked VK
Date	22.12.2022	Approved SM

Drawing number	2256-EXA-ZZ-00-DR-L-00701	Revision	T03
----------------	---------------------------	----------	-----

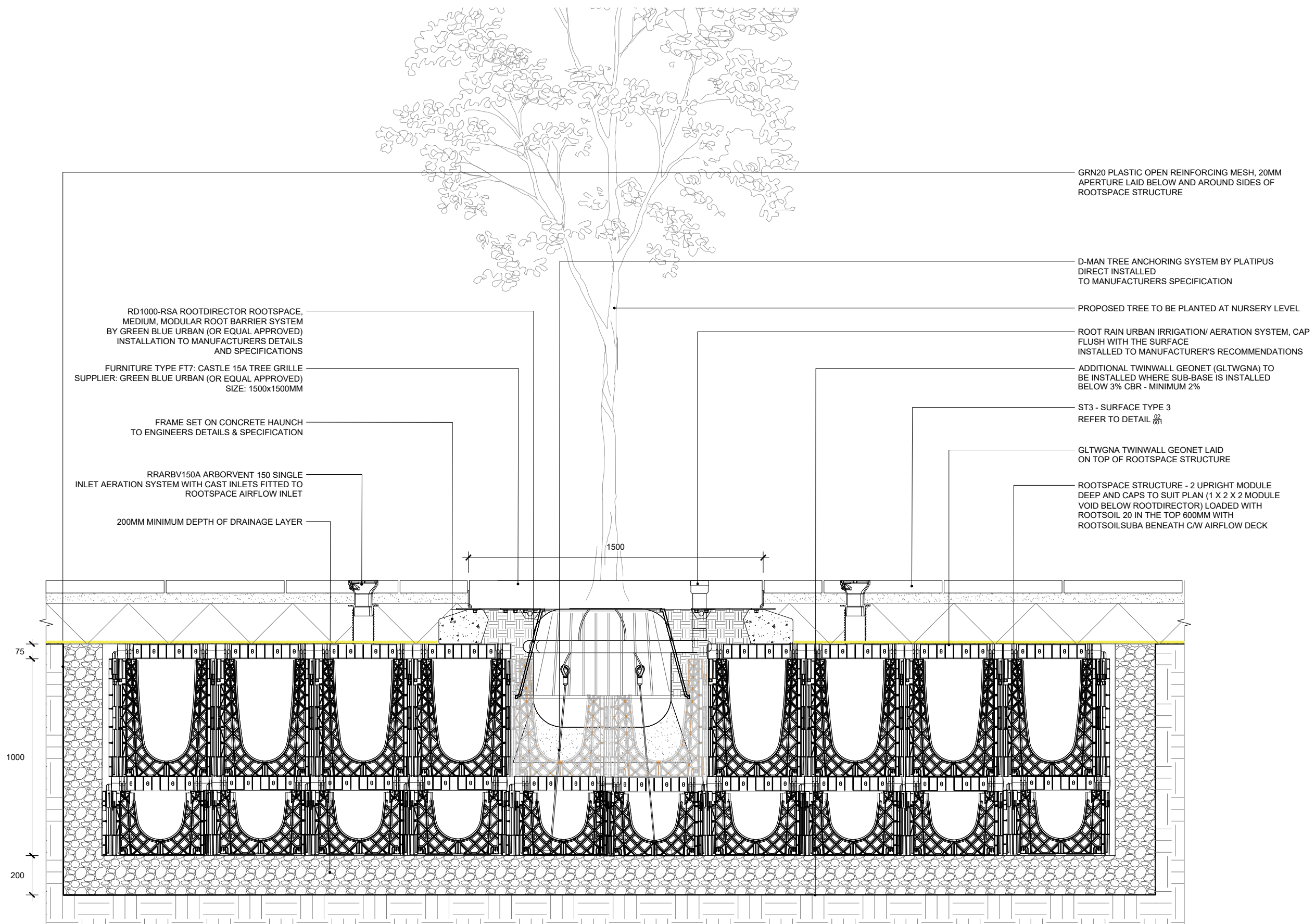
01 TYPICAL TREE PLANTING IN SOFT TO PUBLIC REALM
 00701 SECTION

SCALE 1:20

No dimensions are to be scaled from this drawing.
 All dimensions are to be checked on site.
 Area measurements for indicative purposes only.

This drawing is the property of Exterior Architecture Ltd.
 No part of the drawing may be reproduced in any manner without
 permission from Exterior Architecture Ltd.

Client
SHEEN LANE DEVELOPMENTS



RD1000-RSA ROOTDIRECTOR ROOTSPACE,
 MEDIUM, MODULAR ROOT BARRIER SYSTEM
 BY GREEN BLUE URBAN (OR EQUAL APPROVED)
 INSTALLATION TO MANUFACTURERS DETAILS
 AND SPECIFICATIONS

FURNITURE TYPE FT7: CASTLE 15A TREE GRILLE
 SUPPLIER: GREEN BLUE URBAN (OR EQUAL APPROVED)
 SIZE: 1500x1500MM

FRAME SET ON CONCRETE HAUNCH
 TO ENGINEERS DETAILS & SPECIFICATION

RRARBV150A ARBORVENT 150 SINGLE
 INLET AERATION SYSTEM WITH CAST INLETS FITTED TO
 ROOTSPACE AIRFLOW INLET

200MM MINIMUM DEPTH OF DRAINAGE LAYER

GRN20 PLASTIC OPEN REINFORCING MESH, 20MM
 APERTURE LAID BELOW AND AROUND SIDES OF
 ROOTSPACE STRUCTURE

D-MAN TREE ANCHORING SYSTEM BY PLATIPUS
 DIRECT INSTALLED
 TO MANUFACTURERS SPECIFICATION

PROPOSED TREE TO BE PLANTED AT NURSERY LEVEL

ROOT RAIN URBAN IRRIGATION/ AERATION SYSTEM, CAP
 FLUSH WITH THE SURFACE
 INSTALLED TO MANUFACTURER'S RECOMMENDATIONS

ADDITIONAL TWINWALL GEONET (GLTWGNA) TO
 BE INSTALLED WHERE SUB-BASE IS INSTALLED
 BELOW 3% CBR - MINIMUM 2%

ST3 - SURFACE TYPE 3
 REFER TO DETAIL 001

GLTWGNA TWINWALL GEONET LAID
 ON TOP OF ROOTSPACE STRUCTURE

ROOTSPACE STRUCTURE - 2 UPRIGHT MODULE
 DEEP AND CAPS TO SUIT PLAN (1 X 2 X 2 MODULE
 VOID BELOW ROOTDIRECTOR) LOADED WITH
 ROOTSOIL 20 IN THE TOP 600MM WITH
 ROOTSOILSUBA BENEATH C/W AIRFLOW DECK

---	---	---
---	---	---
---	---	---
---	---	---
---	---	---
---	---	---
---	---	---
T03	ISSUE FOR TENDER	26.04.2024
T02	FOR REVIEW AND COMMENT	10.04.2024
T01	FOR REVIEW AND COORDINATION	22.12.2022
Rev	Description	Date

EXTERIOR ARCHITECTURE

LONDON
 Unit 17.1, The Leather Market, 11-13 Weston Street, London, SE1 3ER

MANCHESTER
 Studio 537, The Royal Exchange, St Anns Square, Manchester, M2 7DH

E-MAIL office@exteriorarchitecture.com
 WEB www.exteriorarchitecture.com

Project title
SUTTON PARK HOUSE

Drawing title
SOFT LANDSCAPE DETAILS - SHEET 03

Issued By	London	T: 020 7978 2101
Scale	1:20 @ A3	Drawn ExA
Status	TENDER	Checked VK
Date	22.12.2022	Approved SM

Drawing number	2256-EXA-ZZ-00-DR-L-00702	Revision	T03
----------------	---------------------------	----------	-----

01 TYPICAL TREE PLANTING IN HARD TO PUBLIC REALM
 00702 SECTION

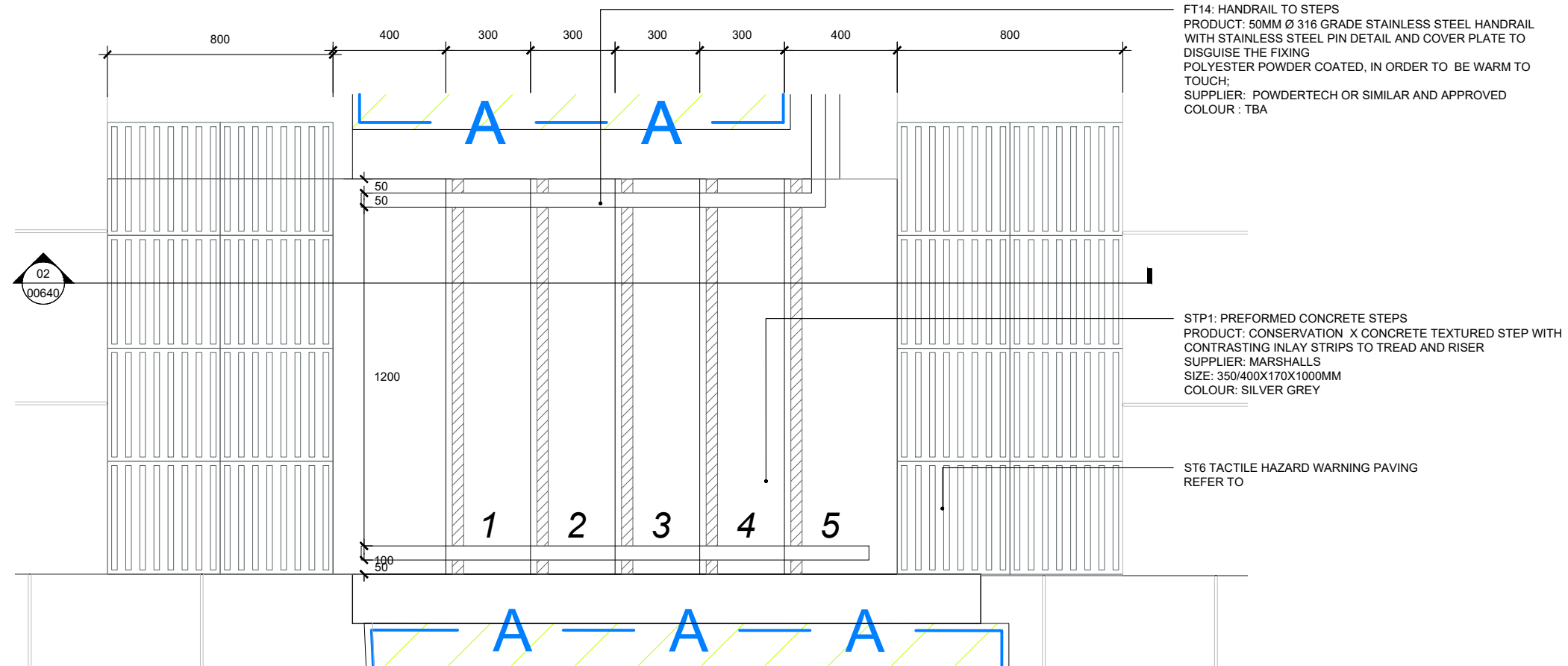
SCALE 1:20

P:\LONDON PROJECTS\2022\2256 SUTTON PARK HOUSE\01 BIM\02 CAD\03 SHEET LAYOUT\02 RIBA 4 TENDER\2256-EXA-ZZ-00-DR-L-00702.DWG

No dimensions are to be scaled from this drawing.
 All dimensions are to be checked on site.
 Area measurements for indicative purposes only.

This drawing is the property of Exterior Architecture Ltd.
 No part of the drawing may be reproduced in any manner without
 permission from Exterior Architecture Ltd.

Client
SHEEN LANE DEVELOPMENTS



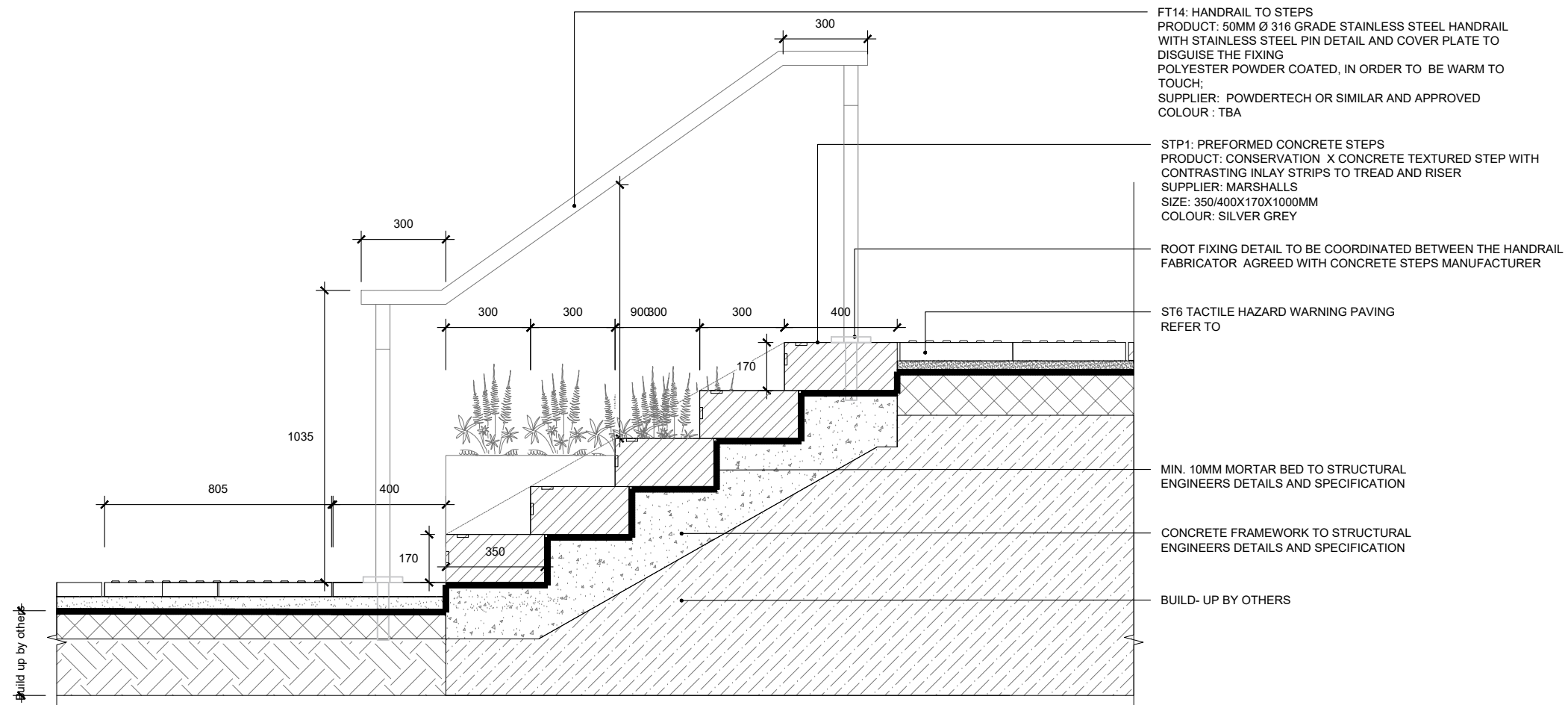
FT14: HANDRAIL TO STEPS
 PRODUCT: 50MM Ø 316 GRADE STAINLESS STEEL HANDRAIL WITH STAINLESS STEEL PIN DETAIL AND COVER PLATE TO DISGUISE THE FIXING
 POLYESTER POWDER COATED, IN ORDER TO BE WARM TO TOUCH;
 SUPPLIER: POWDERTECH OR SIMILAR AND APPROVED
 COLOUR: TBA

STP1: PREFORMED CONCRETE STEPS
 PRODUCT: CONSERVATION X CONCRETE TEXTURED STEP WITH CONTRASTING INLAY STRIPS TO TREAD AND RISER
 SUPPLIER: MARSHALLS
 SIZE: 350/400X170X1000MM
 COLOUR: SILVER GREY

ST6 TACTILE HAZARD WARNING PAVING
 REFER TO

01 SURFACE TYPE STP1: CONCRETE STEPS TO PUBLIC REALM
 00640 PLAN

SCALE 1:20



FT14: HANDRAIL TO STEPS
 PRODUCT: 50MM Ø 316 GRADE STAINLESS STEEL HANDRAIL WITH STAINLESS STEEL PIN DETAIL AND COVER PLATE TO DISGUISE THE FIXING
 POLYESTER POWDER COATED, IN ORDER TO BE WARM TO TOUCH;
 SUPPLIER: POWDERTECH OR SIMILAR AND APPROVED
 COLOUR: TBA

STP1: PREFORMED CONCRETE STEPS
 PRODUCT: CONSERVATION X CONCRETE TEXTURED STEP WITH CONTRASTING INLAY STRIPS TO TREAD AND RISER
 SUPPLIER: MARSHALLS
 SIZE: 350/400X170X1000MM
 COLOUR: SILVER GREY

ROOT FIXING DETAIL TO BE COORDINATED BETWEEN THE HANDRAIL FABRICATOR AGREED WITH CONCRETE STEPS MANUFACTURER

ST6 TACTILE HAZARD WARNING PAVING
 REFER TO

MIN. 10MM MORTAR BED TO STRUCTURAL ENGINEERS DETAILS AND SPECIFICATION

CONCRETE FRAMEWORK TO STRUCTURAL ENGINEERS DETAILS AND SPECIFICATION

BUILD- UP BY OTHERS

02 SURFACE TYPE STP1: CONCRETE STEPS TO PUBLIC REALM
 00640 SECTION

SCALE 1:20



Rev	Description	Date
T01	FOR REVIEW AND COORDINATION	22.12.2022

EXTERIOR ARCHITECTURE

LONDON
 Unit 17.1, The Leather Market, 11-13 Weston Street, London, SE1 3ER
 MANCHESTER
 Studio 537, The Royal Exchange, St Anns Square, Manchester, M2 7DH

E-MAIL office@exteriorarchitecture.com
 WEB www.exteriorarchitecture.com

Project title
Sutton Park House

Drawing title
STEPS DETAILS - SHEET 012

Issued By London T: 020 7978 2101
 Scale 1:20 @ A3 Drawn ExA
 Status TENDER Checked VK
 Date 22.12.2022 Approved SM

Drawing number 2256-EXA-ZZ-GF-DR-L-00641
 Revision T01

CODE	REFERENCE IMAGE	AREA / APPLICATION	PRODUCT / MATERIAL	COLOUR + FINISH	SIZE + INSTALLATION RECOMMENDATIONS	DRAWING REFERENCE	SUPPLIER / MANUFACTURER
------	-----------------	--------------------	--------------------	-----------------	-------------------------------------	-------------------	-------------------------

SURFACE TYPE

ST1		MAIN PEDESTRIAN PATH TO PODIUM	ATRIA PORCELAIN PORCELAIN PAVING	C : ASTI TAUPE	1200X600X20MM STACK BOND INSTALLATION TO BE IN LINE W/ MANUFACTURER'S SPECIFICATIONS + DETAILS	2256-EXA-ZZ-00-DR-L-00600	RAAFT 1 OLD STREET LONDON EC1V 9HL 020 3146 7879 enquiries@raaft.co
ST2		DECKING SYSTEM	FARRINO PORCELAIN DECKING	C: PARMA MOGNO F: SLIP RESISTANCE +50 PTV WET	1200X200X 20MM STACK BOND INSTALLATION TO BE IN LINE W/ MANUFACTURER'S SPECIFICATIONS + DETAILS	2256-EXA-ZZ-00-DR-L-00600	RAAFT 1 OLD STREET LONDON EC1V 9HL 020 3146 7879 enquiries@raaft.co
ST3		PUBLIC REALM	SHELBOURNE CONCRETE FLAG PAVING	C: SILVER GREY F:SLIP RESISTANCE +50 PTV WET	600X600X63MM STRETCHER BOND LAID PERPENDICULAR TO GRANITE KERB	2256-EXA-ZZ-00-DR-L-00601	HARDSCAPE GROUND FLOOR FRONT WEST, 1 CASTLE LANE, LONDON SW1E 6DR
ST4		CYCLE LANE	ASPHALT	C : TBC F : TBC	DENSE BITUMEN MACADAM IN ACCORDANCE WITH SUTTON PUBLIC REALM DESIGN GUIDE	2256-EXA-ZZ-00-DR-L-00601	
ST5		PEBBLES TO ROOF TERRACE	BEACH PEBBLES	C: SILVER GREY F: MATTE	20MM INSTALLATION TO BE IN LINE W/ MANUFACTURER'S SPECIFICATIONS + DETAILS	2256-EXA-ZZ-00-DR-L-00602	STONE WAREHOUSE YOULGRAVE BAKEWELL DERBYSHIRE DE45 1LW 01629 636 212 enquiries@stonewarehouse.co.uk
ST6		TACTILE PAVING TO STEPS	CONCRETE HAZARD WARNING TACTILE	C : CHARCOAL	400X400X65MM INSTALLATION TO BE IN LINE W/ MANUFACTURER'S SPECIFICATIONS + DETAILS	2256-EXA-ZZ-00-DR-L-00602	MARSHALLS PLC LANDSCAPE HOUSE LOWFIELD BUSINESS PARK ELLAND HX5 9HT info@marshalls.co.uk
ST7		PAVING TO CROSSINGS	CONCRETE BLISTER HAZARD WARNING TACTILE	C : CHARCOAL	400X400X50MM INSTALLATION TO BE IN LINE W/ MANUFACTURER'S SPECIFICATIONS + DETAILS	2256-EXA-ZZ-00-DR-L-00603	MARSHALLS PLC LANDSCAPE HOUSE LOWFIELD BUSINESS PARK ELLAND HX5 9HT info@marshalls.co.uk
ST8		ARTIFICIAL GRASS TO PODIUM	BELGRAVIA ARTIFICIAL GRASS	N/A	40MM THICK	2256-EXA-ZZ-00-DR-L-00603	EASIGRASS 117 LOWER RICHMOND ROAD LONDON SW15 1EX 0800 488 0070 reception@easigrass.com
STP1		PREFORMED CONCRETE STEPS UNITS TO PUBLIC REALM	CONSERVATION X CONCRETE TEXTURED STEP WITH CONTRASTING INLAY STRIPS TO TREAD AND RISER	C : SILVER GREY	350/400X VAR X1000 INSTALLATION TO BE IN LINE W/ MANUFACTURER'S SPECIFICATIONS + DETAILS	2256-EXA-ZZ-00-DR-L-00640	MARSHALLS PLC LANDSCAPE HOUSE LOWFIELD BUSINESS PARK ELLAND HX5 9HT info@marshalls.co.uk

EDGE & KERB TYPES

ET1		METAL EDGE TO LAWN & HARD SURFACES	RIGID ALUExcel EDGING	M : MILL ALUMINUM	50MM HIGH INSTALLATION TO BE IN LINE W/ MANUFACTURER'S SPECIFICATIONS + DETAILS	2256-EXA-ZZ-00-DR-L-00610	KINLEY LTD NORTHPOINT, COMPASS PARK, STAPLECROSS, EAST SUSSEX, TN32 5BS Sales@kinley.co.uk www.kinley.co.uk
KT1		CONCRETE KERB TO PUBLIC REALM	PCC UPSTAND KERB TO MATCH EXISTING	C : TO MATCH EXISTING	125X150X915MM INSTALLATION TO BE IN LINE W/ MANUFACTURER'S SPECIFICATIONS + DETAILS	2256-EXA-ZZ-00-DR-L-00610	MARSHALLS PLC LANDSCAPE HOUSE LOWFIELD BUSINESS PARK ELLAND HX5 9HT info@marshalls.co.uk

NOTE:

- THIS DOCUMENT SHOULD BE READ IN CONJUNCTION WITH BRENT CROSS LATEST DRAWING INFORMATION AND SPECIFICATIONS DOCUMENTS.
- ALL IMAGES SHOWN ARE FOR INDICATIVE PURPOSES ONLY AND MAY NOT BE A TRUE REPRESENTATION OF THE END PRODUCTS.
- ALL PRODUCTS SHOWN ARE SUBJECT TO AVAILABILITY.

CODE	REFERENCE IMAGE	AREA / APPLICATION	PRODUCT / MATERIAL	COLOUR + FINISH	SIZE + INSTALLATION RECOMMENDATIONS	DRAWING REFERENCE	SUPPLIER / MANUFACTURER
------	-----------------	--------------------	--------------------	-----------------	-------------------------------------	-------------------	-------------------------

KT2		CONCRETE FLUSH KERB TO PUBLIC REALM	PCC CONSERVATION X FLUSH KERB	C : SILVER GREY F : TEXTURED	145 X 225 X 915MM REFER TO DETAIL INSTALLATION TO BE IN LINE W/ MANUFACTURER'S SPECIFICATIONS + DETAILS	2256-EXA-ZZ-00-DR-L-00610	MARSHALLS PLC LANDSCAPE HOUSE LOWFIELD BUSINESS PARK ELLAND HX5 9HT info@marshalls.co.uk
KT3		KERB TO PUBLIC REALM	BRITISH STANDARD KERB, BULLNOSED	C : TO MATCH EXISTING	150/255X125X915MM INSTALLATION TO BE IN LINE W/ MANUFACTURER'S SPECIFICATIONS + DETAILS	2256-EXA-ZZ-00-DR-L-00610	MARSHALLS PLC LANDSCAPE HOUSE LOWFIELD BUSINESS PARK ELLAND HX5 9HT info@marshalls.co.uk
KT4		FLUSH KERB TO PUBLIC REALM	PCC PIN KERB	C : SILVER GREY F : TEXTURED	63X120X915MM INSTALLATION TO BE IN LINE W/ MANUFACTURER'S SPECIFICATIONS + DETAILS	2256-EXA-ZZ-00-DR-L-00611	MARSHALLS PLC LANDSCAPE HOUSE LOWFIELD BUSINESS PARK ELLAND HX5 9HT info@marshalls.co.uk

RAISED PLANTERS

PT1		RAISED STEEL PLANTER	VELOX RAPID EDGE SYSTEM	F: 3MM WEATHERED STEEL (CORTEN) 50MM COPING FOLD	HEIGHT VARIES. HEIGHT INSTALLATION TO BE IN LINE W/ MANUFACTURER'S SPECIFICATIONS + DETAILS	2256-EXA-ZZ-00-DR-L-00612	LOGIC MANUFACTURED BESPOKE PENNINE HOUSE HURRICANE COURT STOCKTON-ON-TEES TS18 3TL 01642 373400
-----	--	----------------------	-------------------------	---	---	---------------------------	---

BOUNDARY TYPES

BT1		ARCHITECTURAL RAILING	TO ARCHITECTS SPECIFICATION	TO ARCHITECTS SPECIFICATION	1350MM AGL (ARCHITECTS TO CONFIRM)	N/A	
BT2		ARCHITECTURAL RAILING	TO ARCHITECTS SPECIFICATION	TO ARCHITECTS SPECIFICATION	1800MM AGL (ARCHITECTS TO CONFIRM)	N/A	
BT3		TRELLIS FIXED TO PLANTER	METAL FRAME WITH VERTICAL WIRES	TO ARCHITECTS SPECIFICATION	1100MM ABOVE TOP OF PLANTER (ARCHITECTS TO CONFIRM)	N/A	
BT4		ARCHITECTURAL GATE	TO ARCHITECTS SPECIFICATION	TO ARCHITECTS SPECIFICATION	ARCHITECTS TO CONFIRM	N/A	
BT5		DOUBLE SKIN BRICK WALL	TO ARCHITECTS SPECIFICATION	TO ARCHITECTS SPECIFICATION	FOR HEIGHTS REFER TO LEVELS PLAN	N/A	

No dimensions are to be scaled from this drawing. All dimensions are to be checked on site. Area measurements for indicative purposes only.

This drawing is the property of Exterior Architecture Ltd. No part of the drawing may be reproduced in any manner without permission from Exterior Architecture Ltd.

Client
SHEEN LANE DEVELOPMENTS

T01	ISSUE FOR TENDER	26.04.2024
Rev	Description	Date

EXTERIOR ARCHITECTURE

LONDON
Unit 17.1, The Leather Market, 11-13 Weston Street, London, SE1 3ER
MANCHESTER
Studio 537, The Royal Exchange, St Anns Square, Manchester, M2 7DH
E-MAIL office@exteriorarchitecture.com
WEB www.exteriorarchitecture.com

Project title
Sutton Park House

Drawing title
HARDWORKS+SOFTWORKS COMPENDIUM-SHEET 01

Issued By	London	T: 020 7978 2101
Scale	N/A	Drawn EXA
Status	TENDER	Checked VK
Date	26.04.2024	Approved SM

Drawing number
2256-EXA-ZZ-00-SH-L-00900
Revision
T01

CODE	REFERENCE IMAGE	AREA / APPLICATION	PRODUCT / MATERIAL	COLOUR + FINISH	SIZE + INSTALLATION RECOMMENDATIONS	DRAWING REFERENCE	SUPPLIER / MANUFACTURER
FT1		PLANTER INTEGRATED PLATEAU BENCH	PLATEAU BENCH	M : CLASS 2 UK GROWN TIMBER	VARIES X 450MM 80X80MM SLATS	2256-EXA-ZZ-00-DR-L-00620	LOGIC MANUFACTURED BESPOKE Pennine House Hurricane Court Stockton-on-Tees TS18 3TL 01642 373400
FT2		PLANTER INTEGRATED PLATEAU BENCH WITH BACKREST AND ARMREST	PLATEAU BENCH	M : CLASS 2 UK GROWN TIMBER	1980X450X450MM 80X80MM SLATS	2256-EXA-ZZ-00-DR-L-00621	LOGIC MANUFACTURED BESPOKE Pennine House Hurricane Court Stockton-on-Tees TS18 3TL 01642 373400
FT3		LARGE METAL TABLE	HAY PALISSADE RECTANGULAR TABLE	C : OLIVE, POWDER COATED STEEL	1700X900X750MM	2256-EXA-ZZ-00-DR-L-00622	SKANDIUM 020 3478 4715 contracts@skandium.com
FT4		METAL CHAIR	HAY PALISSADE ARMCHAIR	C : OLIVE, POWDER COATED STEEL	800X510X560MM / SEAT HEIGHT 450MM	2256-EXA-ZZ-00-DR-L-00622	SKANDIUM 020 3478 4715 contracts@skandium.com
FT5		SMALL METAL TABLE	HAY PALISSADE SQUARE TABLE	C : OLIVE, POWDER COATED STEEL	740X800X800MM	2256-EXA-ZZ-00-DR-L-00622	SKANDIUM 020 3478 4715 contracts@skandium.com
FT6		BESPOKE TIMBER PERGOLA		M: OAK HARDWOOD	4085 X 3580 X 3100MM FIXED DOWN TO SLAB VIA PITCHPOCKET DETAIL ACCESORIES: TENSIONED WIRE TRELLIS SYSTEM	2256-EXA-ZZ-00-DR-L-00623	
FT7		DINING BENCH TO PODIUM	HAY PALISSADE DINING BENCH	C : OLIVE, POWDER COATED STEEL	H800 X W1280 X D700MM / SEAT HEIGHT 450MM	2256-EXA-ZZ-00-DR-L-00622	SKANDIUM 020 3478 4715 contracts@skandium.com
FT8		CYCLE STAND TO PUBLIC REALM	TRANSPORT CYCLE STAND PRODUCT CODE:TRL600	M : STAINLESS STEEL GALVANISED STEEL CORE/POLYURETHANE ELASTOMER RAL 9005	1050 X 750 X 48MM FIXING: ROOT FIXED	2256-EXA-ZZ-00-DR-L-00624	FURNITUBES 28 LEONARD ST, LONDON EC2A 4BY 020 8378 3200
FT9		TREE GRILLE TO PUBLIC REALM	CASTLE 15A TREE GRILLE	M : MILD STEEL/HOT DIP GALVANISED	1500X1500MM	2256-EXA-ZZ-00-DR-L-00625	GREEN BLUE URBAN NORTHPOINT COMPASS PARK JUNCTION ROAD BODIAM TN32 5BS 01580 830 800
FT10		METAL HANDRAIL TO STEPS AND RAMPS	ALINEA HANDRAIL	M : STAINLESS STEEL/ POWDER COATED RAL 9005	FIXING: ROOT FIXED	2256-EXA-ZZ-00-DR-L-00640	URBIS SCHREDER LTD UNIT 10, KILN PARK WF10 2AT 01256 354446
FT11		FREESTANDING BENCH TO PUBLIC REALM	PLATEAU BENCH PRODUCT CODE: S184	M : CLASS 2 UK BROWN TIMBER F:POWDER COATED BRONZE LEGS	1980 X 450 X 450MM, 80 X 80 MM SLATS	2256-EXA-ZZ-00-DR-L-00626	LOGIC MANUFACTURED BESPOKE PENNINE HOUSE HURRICANE COURT STOCKTON-ON-TEES TS18 3TL 01642 373400

NOTE:
- THIS DOCUMENT SHOULD BE READ IN CONJUNCTION WITH SUTTON HOUSE LATEST DRAWING INFORMATION AND SPECIFICATIONS DOCUMENTS.
- ALL IMAGES SHOWN ARE FOR INDICATIVE PURPOSES ONLY AND MAY NOT BE A TRUE REPRESENTATION OF THE END PRODUCTS.
- ALL PRODUCTS SHOWN ARE SUBJECT TO AVAILABILITY.

CODE	REFERENCE IMAGE	AREA / APPLICATION	PRODUCT / MATERIAL	COLOUR + FINISH	SIZE + INSTALLATION RECOMMENDATIONS	DRAWING REFERENCE	SUPPLIER / MANUFACTURER
PLAY TYPES							
PLT1		BALANCE COMBINATION	PRODUCT CODE : NRO851	C : ROBINIA BROWN TRANSPARENT	4550 X 2430 X 1970MM INSTALLATION TO BE IN LINE W/ MANUFACTURER'S SPECIFICATIONS + DETAILS	2256-EXA-ZZ-00-DR-L-00630	KOMPAN SERENITY HOUSE FURZTON MILTON KEYNES, MK4 1GA +44 01908 201002
PLT2		WATERLILLIES BALANCE POSTS, 5 PCS	PRODUCT CODE : NRO820-061	C : ROBINIA BROWN TRANSPARENT	2170 X 1070 X 320MM INSTALLATION TO BE IN LINE W/ MANUFACTURER'S SPECIFICATIONS + DETAILS	2256-EXA-ZZ-00-DR-L-00630	KOMPAN SERENITY HOUSE FURZTON MILTON KEYNES, MK4 1GA +44 01908 201002
PLT3		PLAYGROUND TUNNEL	PRODUCT CODE : T.U.103	M : HARDWOOD W/ STAINLESS STEEL FIXINGS	AS SUPPLIED AREA NEEDED:4.5 M X 4.5 M INSTALLATION TO BE IN LINE W/ MANUFACTURER'S SPECIFICATIONS + DETAILS	2256-EXA-ZZ-00-DR-L-00631	DUNCAN & GROVE UNIT 63B ROWFANT SAWMILLS WALLAGE LANE CRAWLEY, RH10 4NQ +44 020 7112 7551 sales.uk@duncanandgrove.com
PLT4		OUTDOOR TABLE TENNIS TABLE	OUTDOOR TABLE TENNIS TABLE PRODUCT CODE:TS001	M : AS SUPPLIED	2743X1525X820MM - TOTAL HEIGHT 970MM INSTALLATION TO BE IN LINE W/ MANUFACTURER'S SPECIFICATIONS + DETAILS	2256-EXA-ZZ-00-DR-L-00630	KENGURU PRO LAUTERES STREET 4, RIGA LV-1002 +371 26332884 info@kenguru.pro

No dimensions are to be scaled from this drawing.
All dimensions are to be checked on site.
Area measurements for indicative purposes only.

This drawing is the property of Exterior Architecture Ltd.
No part of the drawing may be reproduced in any manner without permission from Exterior Architecture Ltd.

Client
SHEEN LANE DEVELOPMENTS

----	----	----
----	----	----
----	----	----
----	----	----
----	----	----
----	----	----
----	----	----
----	----	----
T01	ISSUE FOR TENDER	26.04.2024
Rev	Description	Date

EXTERIOR ARCHITECTURE
LONDON
Unit 17.1, The Leather Market, 11-13 Weston Street, London, SE1 3ER
MANCHESTER
Studio 537, The Royal Exchange, St Anns Square, Manchester, M2 7DH
E-MAIL office@exteriorarchitecture.com
WEB www.exteriorarchitecture.com

Project title
SUTTON PARK HOUSE

Drawing title
HARDWORKS + SOFTWORKS COMPENDIUM - SHEET 02

Issued By London T: 020 7978 2101
Scale N/A Drawn EXA
Status TENDER Checked VK
Date 26.04.2024 Approved SM

Drawing number
2256-EXA-ZZ-00-SH-L-00901

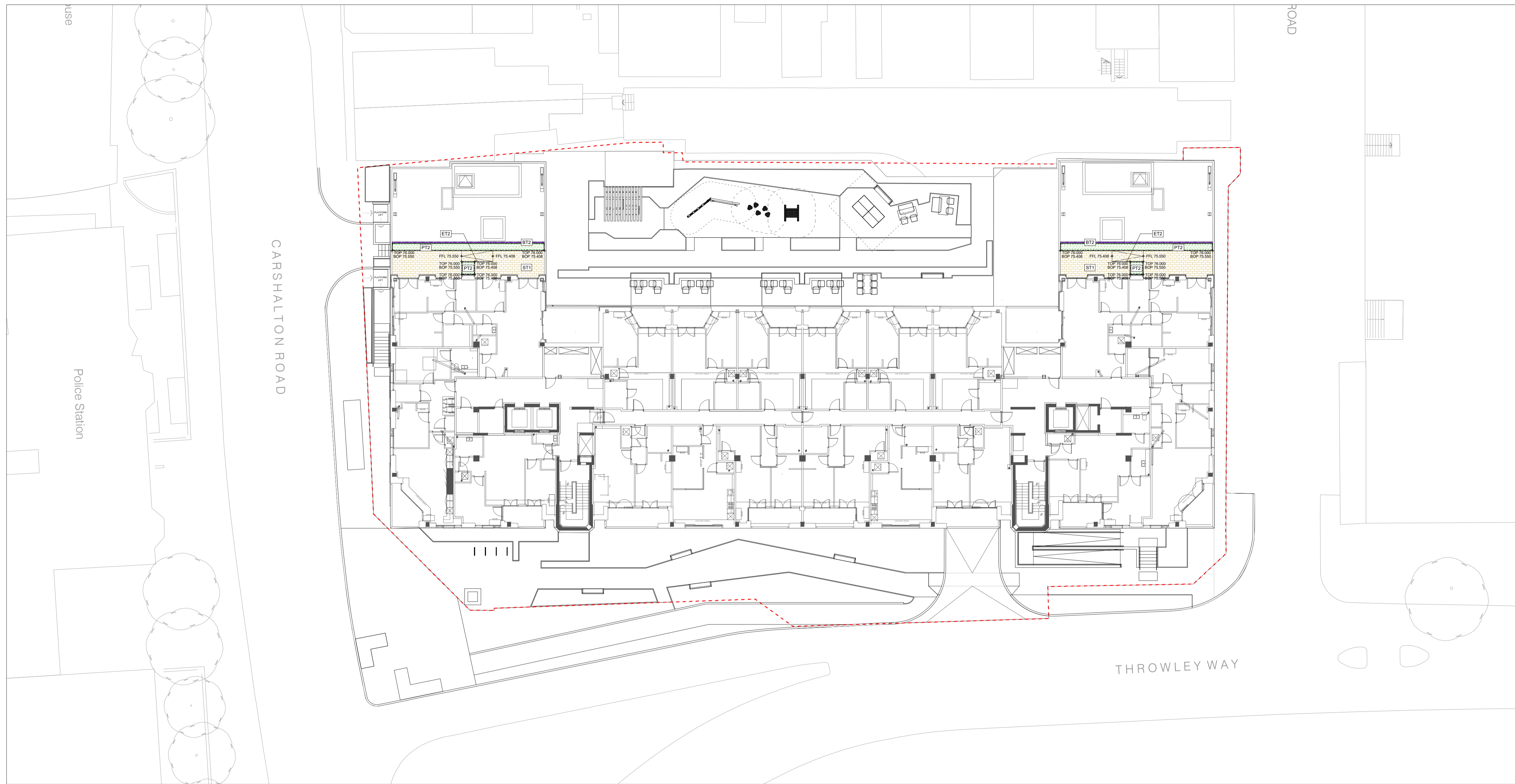
Revision
T01

C:\USERS\WILLBONEDRIVE\DESKTOP\PROJECTS\SUTTON HOUSE\02 CAD\03 SHEET LAYOUT\02 RIBA 4 TENDER\2256-EXA-ZZ-00-SH-L-00901.DWG


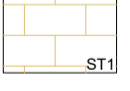
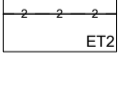
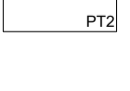


No dimensions are to be scaled from this drawing.
All dimensions are to be checked on site.
Area measurements for indicative purposes only.

This drawing is the property of Exterior Architecture Ltd.
No part of the drawing may be reproduced in any manner
without permission from Exterior Architecture Ltd.

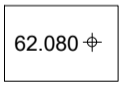
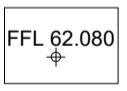
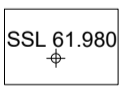
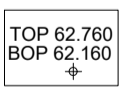
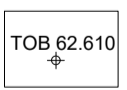
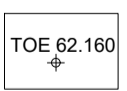
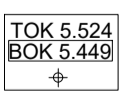

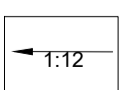
Client
**SHEEN LANE
DEVELOPMENTS**



LEGEND - APPLICABLE TO LEVEL 04 GENERAL ARRANGEMENT DRAWINGS

-  SITE BOUNDARY
- SURFACE TYPES**
 -  **SURFACE TYPE ST1 - PORCELAIN TILES TO LEVEL 04**
PRODUCT: ATRIA PORCELAIN PORCELAIN PAVING
SUPPLIER: BAKIT (OR EQUAL APPROVED)
COLOUR/FINISH: ASTI TAUPE
SIZE: 1000 X 600 X 20MM
LAYING COURSE: STACK BOND
- EDGE TYPES**
 -  **EDGE TYPE ET2 - METAL EDGE TO LEVEL 04**
PRODUCT: RIGID ALUEXCEL EDGING
SUPPLIER: KINLEY (OR EQUAL APPROVED)
MATERIAL: MILL ALUMINIUM
SIZE: 150MM
REFER TO DETAIL 2256-EXA-ZZ-04-DR-L-0013 FOR FURTHER INFORMATION
- RAISED PLANTERS**
 -  **PLANTER TYPE PT2 - FREESTANDING STEEL PLANTER TO LEVEL 04**
PRODUCT: BESPOKE CORTEN STEEL PLANTER
SUPPLIER: OTRA (OR EQUAL APPROVED)
FINISH: 3MM WEATHERED STEEL (CORTEN)
SIZE: HEIGHTS VARY
REFER TO 2256-EXA-ZZ-04-DR-L-0014 FOR LEVELS INFORMATION
- BOUNDARY TYPES**
 -  **BOUNDARY TYPE BT2 - ARCHITECTURAL RAILING TO ARCHITECTS SPECIFICATION**
HEIGHT: 1800MM AGL (ARCHITECTS TO CONFIRM)
- SOFT LANDSCAPE**
 -  PROPOSED PLANTING

LEGEND - APPLICABLE TO ALL LEVELS & DRAINAGE PLANS

- LEVELS**
-  PROPOSED SPOT LEVEL
62.080
 -  PROPOSED FINISHED FLOOR LEVEL
FFL 62.080
 -  PROPOSED SLAB SURFACE LEVEL
SSL 61.980
 -  PROPOSED TOP AND BOTTOM OF PLANTER LEVEL
TOP 62.760
BOP 62.160
 -  PROPOSED TOP OF BENCH LEVEL
TOB 62.610
 -  PROPOSED TOP OF EDGE LEVEL
TOE 62.160
 -  TOK PROPOSED TOP OF KERB LEVEL
BOK PROPOSED BOTTOM OF KERB LEVEL
TK 5.524
BK 5.449
 -  EXISTING LEVEL RETAINED
+61.930
 -  PROPOSED GRADIENT
1:12

----	----	----
----	----	----
----	----	----
----	----	----
----	----	----
----	----	----
----	----	----
T02	ISSUE FOR TENDER	26.04.2024
T01	FOR REVIEW AND COORDINATION	22.12.2022
Rev	Description	Date

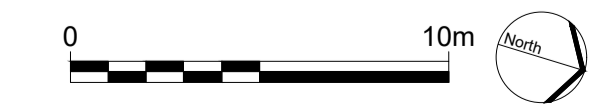
EXTERIOR ARCHITECTURE
LONDON
Unit 17.1, The Leather Market, 11-13 Weston Street, London, SE1 3ER
MANCHESTER
Studio 537, The Royal Exchange, St Anns Square, Manchester, M2 7DH
E-MAIL office@exteriorarchitecture.com
WEB www.exteriorarchitecture.com

Project title
SUTTON PARK HOUSE

Drawing title
GENERAL ARRANGEMENT PLAN - LEVEL 04

Issued By London T: 020 7978 2101
Scale 1:200 @ A1 Drawn ExA
Status TENDER Checked VK
Date 22.12.2022 Approved SM

Drawing number 2256-EXA-ZZ-04-DR-L-00104 Revision T02

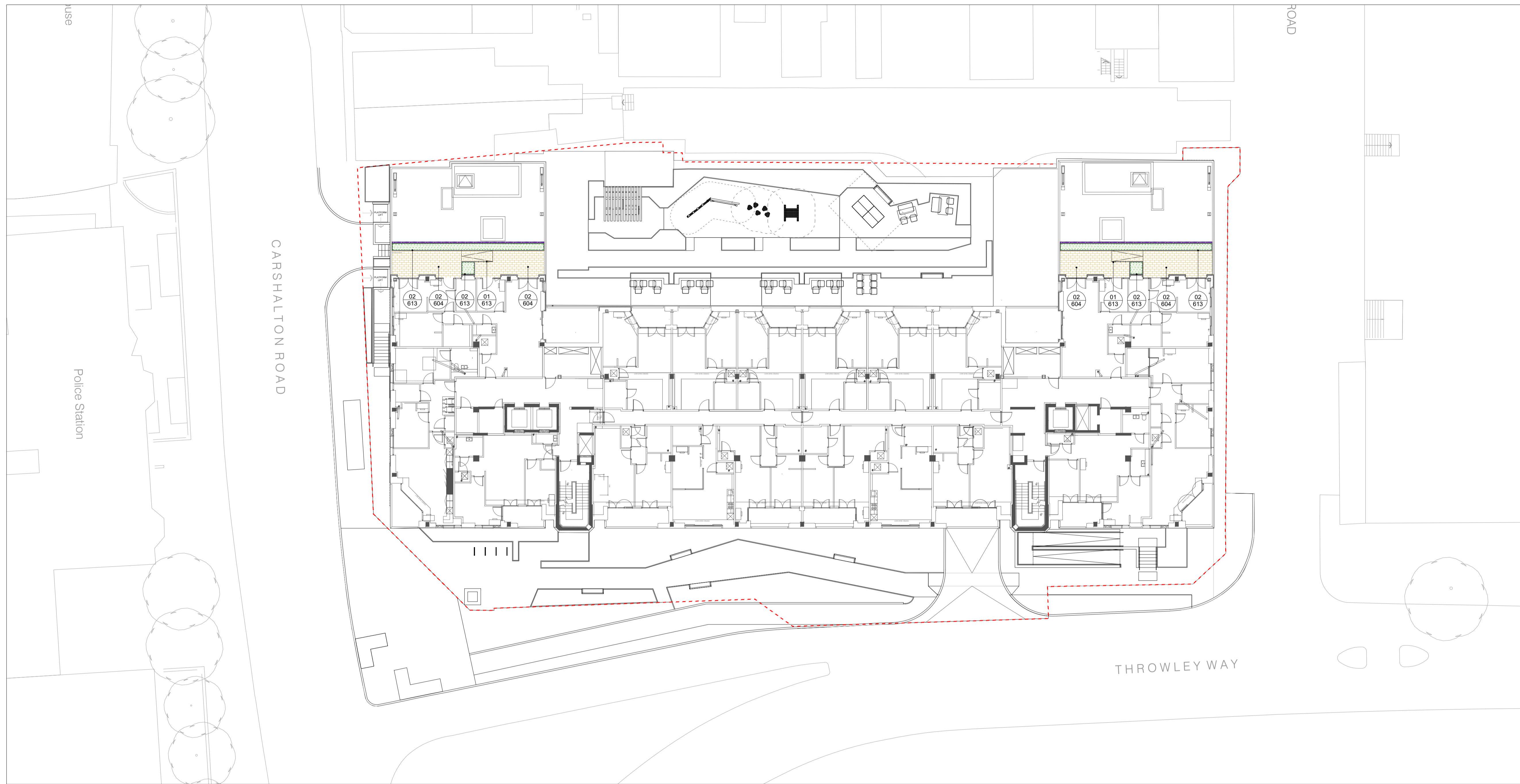


C:\USERS\WILLBONEDRIVE\DESKTOP\PROJECTS\SUTTON HOUSE\02 CAD\03 SHEET LAYOUT\T02 RIBA 4 TENDER\2256-EXA-ZZ-04-DR-L-00104.DWG

No dimensions are to be scaled from this drawing.
 All dimensions are to be checked on site.
 Area measurements for indicative purposes only.

This drawing is the property of Exterior Architecture Ltd.
 No part of the drawing may be reproduced in any manner
 without permission from Exterior Architecture Ltd.

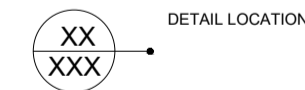
Client
**SHEEN LANE
 DEVELOPMENTS**



LEGEND - APPLICABLE TO ALL LEVELS



DETAIL LOCATION



----	----	----
----	----	----
----	----	----
----	----	----
----	----	----
----	----	----
T02	ISSUE FOR TENDER	26.04.2024
T01	FOR REVIEW AND COORDINATION	22.12.2022
Rev	Description	Date

**EXTERIOR
 ARCHITECTURE**
 LONDON
 Unit 17.1, The Leather Market, 11-13 Weston Street, London, SE1 3ER
MANCHESTER
 Studio 537, The Royal Exchange, St Anns Square, Manchester, M2 7DH
 E-MAIL office@exteriorarchitecture.com
 WEB www.exteriorarchitecture.com

Project title
SUTTON PARK HOUSE

Drawing title
DETAIL LOCATIONS PLAN - LEVEL 04

Issued By	London	T: 020 7978 2101
Scale	1:200 @ A1	Drawn ExA
Status	TENDER	Checked VK
Date	22.12.2022	Approved SM

Drawing number	Revision
2256-EXA-ZZ-04-DR-L-00131	T02

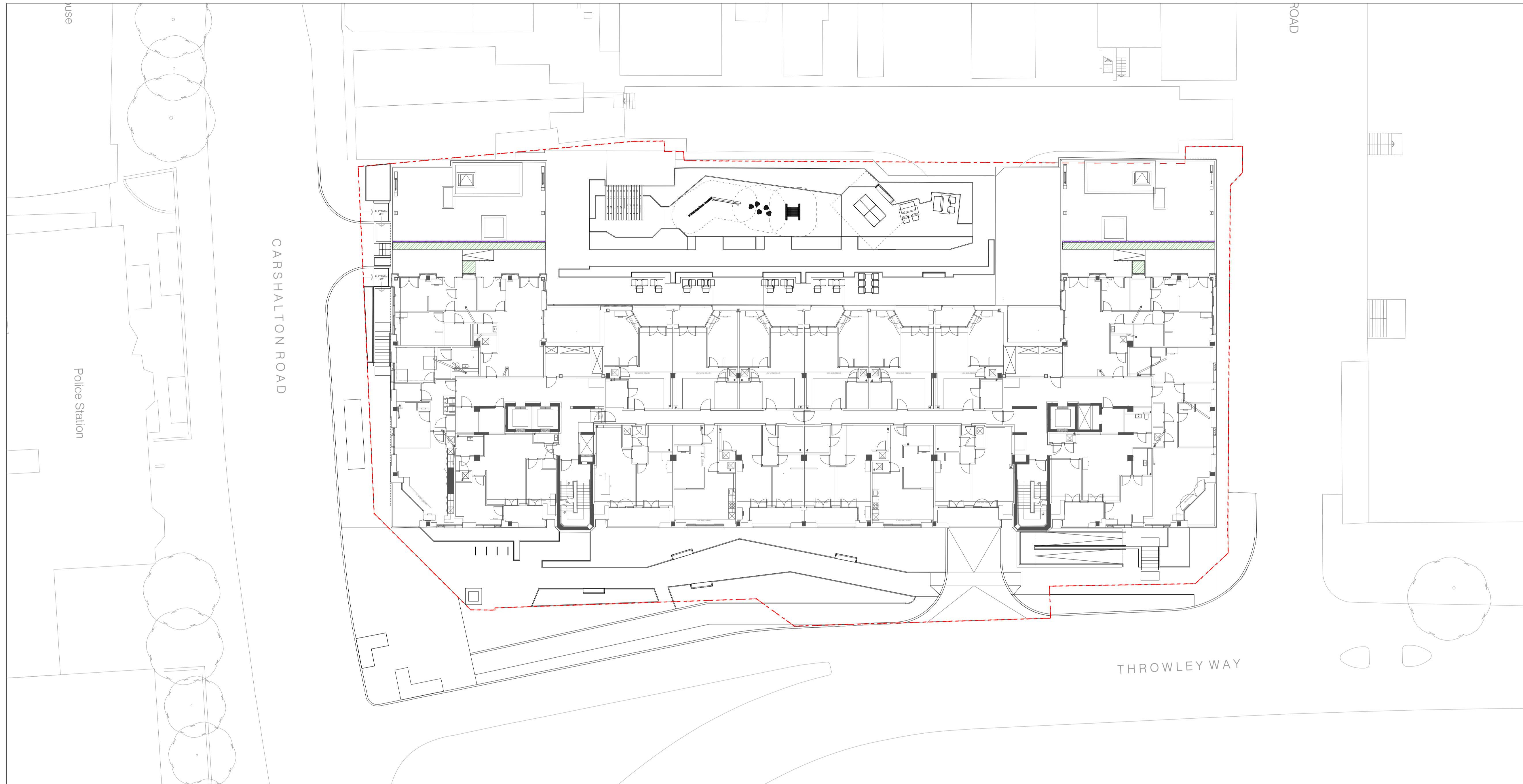


C:\USERS\WILLBONEDRIVE\DESKTOP\PROJECTS\SUTTON HOUSE\02 CAD\03 SHEET LAYOUT\02 RIBA 4 TENDER\2256-EXA-ZZ-04-DR-L-00131.DWG



No dimensions are to be scaled from this drawing.
 All dimensions are to be checked on site.
 Area measurements for indicative purposes only.

This drawing is the property of Exterior Architecture Ltd.
 No part of the drawing may be reproduced in any manner
 without permission from Exterior Architecture Ltd.

Client
**SHEEN LANE
 DEVELOPMENTS**



**LEGEND - APPLICABLE TO ALL LEVELS SOIL PLAN
 DRAWINGS**

-  SITE BOUNDARY
- SOIL DEPTHS**
-  **SHRUBS-PLANTING AREAS**
 600MM SOIL DEPTH + 50MM MULCH (OFF SLAB)
 450MM SOIL DEPTH + 50MM MULCH (ON SLAB)
 REFER TO DRAWING 2256-EXA-ZZ-04-DR-L-00700 FOR TYPICAL DETAILS

----	----	----
----	----	----
----	----	----
----	----	----
----	----	----
----	----	----
----	----	----
T02	ISSUE FOR TENDER	26.04.2024
T01	FOR REVIEW AND COORDINATION	22.12.2022
Rev	Description	Date

**EXTERIOR
 ARCHITECTURE**

LONDON
 Unit 17.1, The Leather Market, 11-13 Weston Street, London, SE1 3ER

MANCHESTER
 Studio 537, The Royal Exchange, St Anns Square, Manchester, M2 7DH

E-MAIL office@exteriorarchitecture.com
 WEB www.exteriorarchitecture.com

Project title
SUTTON PARK HOUSE

Drawing title
SOILS PLAN - LEVEL 04

Issued By	London	T: 020 7978 2101
Scale	1:200 @ A1	Drawn ExA
Status	TENDER	Checked VK
Date	22.12.2022	Approved SM

Drawing number	2256-EXA-ZZ-04-DR-L-00141	Revision	T02
----------------	---------------------------	----------	-----

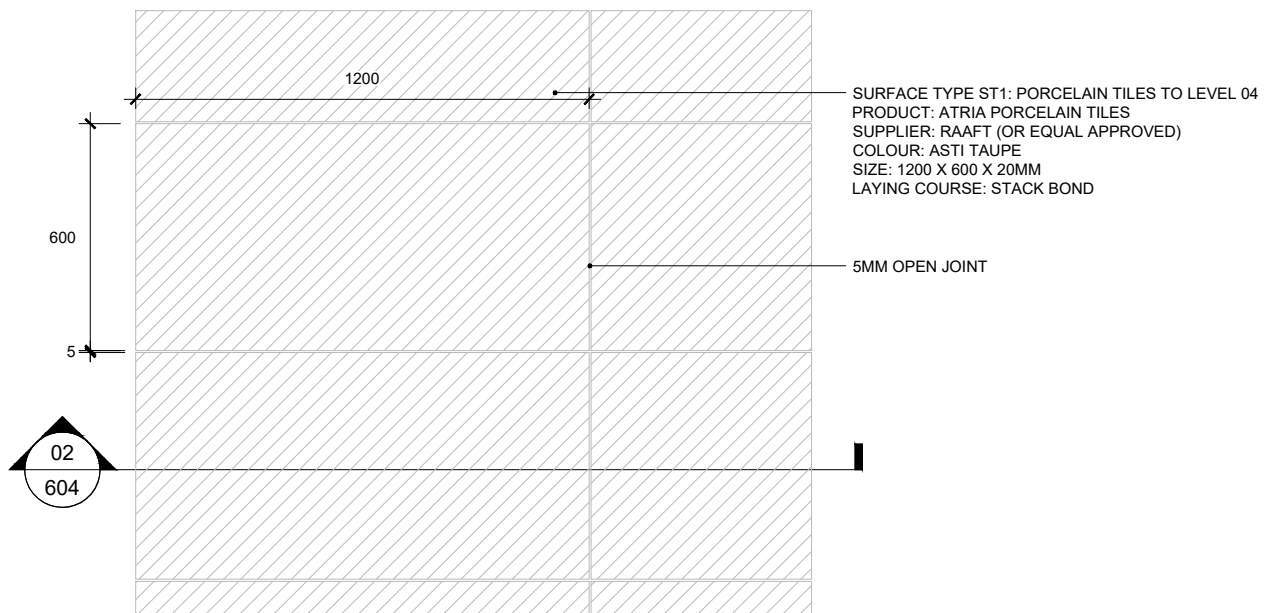


C:\USERS\WILLBONEDRIVE\DESKTOP\PROJECTS\SUTTON HOUSE\02 CAD\03 SHEET LAYOUT\02 RIBA 4 TENDER\2256-EXA-ZZ-04-DR-L-00141.DWG

No dimensions are to be scaled from this drawing.
All dimensions are to be checked on site.
Area measurements for indicative purposes only.

This drawing is the property of Exterior Architecture Ltd.
No part of the drawing may be reproduced in any manner without
permission from Exterior Architecture Ltd.

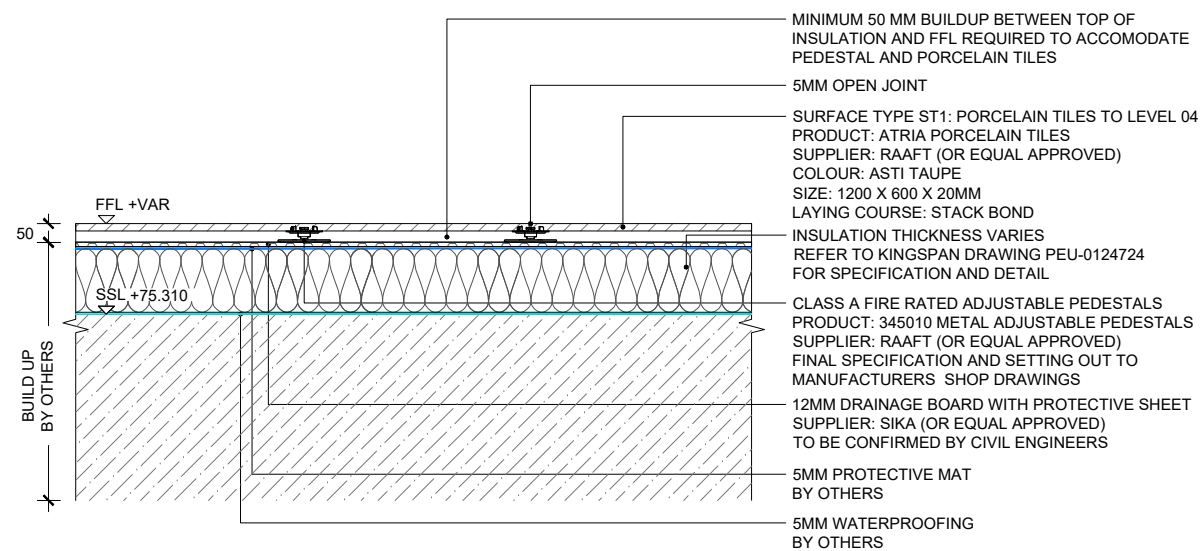
Client
SHEEN LANE DEVELOPMENTS



SURFACE TYPE ST1: PORCELAIN TILES TO LEVEL 04
PRODUCT: ATRIA PORCELAIN TILES
SUPPLIER: RAAFT (OR EQUAL APPROVED)
COLOUR: ASTI TAUPE
SIZE: 1200 X 600 X 20MM
LAYING COURSE: STACK BOND

5MM OPEN JOINT

01 SURFACE TYPE ST1: PORCELAIN TILES TO LEVEL 04
00604 PLAN SCALE 1:20



MINIMUM 50 MM BUILDUP BETWEEN TOP OF
INSULATION AND FFL REQUIRED TO ACCOMMODATE
PEDESTAL AND PORCELAIN TILES

5MM OPEN JOINT

SURFACE TYPE ST1: PORCELAIN TILES TO LEVEL 04
PRODUCT: ATRIA PORCELAIN TILES
SUPPLIER: RAAFT (OR EQUAL APPROVED)
COLOUR: ASTI TAUPE
SIZE: 1200 X 600 X 20MM
LAYING COURSE: STACK BOND

INSULATION THICKNESS VARIES
REFER TO KINGSPAN DRAWING PEU-0124724
FOR SPECIFICATION AND DETAIL

CLASS A FIRE RATED ADJUSTABLE PEDESTALS
PRODUCT: 345010 METAL ADJUSTABLE PEDESTALS
SUPPLIER: RAAFT (OR EQUAL APPROVED)
FINAL SPECIFICATION AND SETTING OUT TO
MANUFACTURERS SHOP DRAWINGS

12MM DRAINAGE BOARD WITH PROTECTIVE SHEET
SUPPLIER: SIKA (OR EQUAL APPROVED)
TO BE CONFIRMED BY CIVIL ENGINEERS

5MM PROTECTIVE MAT
BY OTHERS

5MM WATERPROOFING
BY OTHERS

02 SURFACE TYPE ST1: PORCELAIN TILES TO LEVEL 04
00604 SECTION SCALE 1:20

Rev	Description	Date
T01	ISSUE FOR TENDER	26.04.2024
	Issue	

EXTERIOR ARCHITECTURE
LONDON
Unit 17.1, The Leather Market, 11-13 Weston Street, London, SE1 3ER
MANCHESTER
Studio 537, The Royal Exchange, St Anns Square, Manchester, M2 7DH
E-MAIL office@exteriorarchitecture.com
WEB www.exteriorarchitecture.com

Project title
SUTTON PARK HOUSE

Drawing title
HARD LANDSCAPE DETAILS - SHEET 05

Issued By	London	T: 020 7978 2101
Scale	1:20 @ A3	Drawn ExA
Status	TENDER	Checked VK
Date	26.04.2024	Approved SM

Drawing number	Revision
2256-EXA-ZZ-04-DR-L-00604	T01

C:\USERS\WILLBONE\DESKTOP\PROJECTS\SUTTON HOUSE\02 CAD\03 SHEET LAYOUT\02 RIBA 4 TENDER\2256-EXA-ZZ-04-DR-L-00604.DWG


No dimensions are to be scaled from this drawing.
All dimensions are to be checked on site.
Area measurements for indicative purposes only.

This drawing is the property of Exterior Architecture Ltd.
No part of the drawing may be reproduced in any manner
without permission from Exterior Architecture Ltd.


Client
**SHEEN LANE
DEVELOPMENTS**

CODE	REFERENCE IMAGE	AREA / APPLICATION	PRODUCT / MATERIAL	COLOUR + FINISH	SIZE + INSTALLATION RECOMMENDATIONS	DRAWING REFERENCE	SUPPLIER / MANUFACTURER
------	-----------------	--------------------	--------------------	-----------------	-------------------------------------	-------------------	-------------------------


SURFACE TYPES

ST1		MAIN PEDESTRIAN PATH TO PODIUM	ATRIA PORCELAIN PORCELAIN PAVING	C : ASTI TAUPE	1200X600X20MM STACK BOND INSTALLATION TO BE IN LINE W/ MANUFACTURER'S SPECIFICATIONS + DETAILS	2256-EXA-ZZ-04-DR-L-00604	RAAFT 1 OLD STREET LONDON EC1V 9HL 020 3146 7879 enquiries@raaft.co
-----	---	--------------------------------	----------------------------------	----------------	--	---------------------------	--

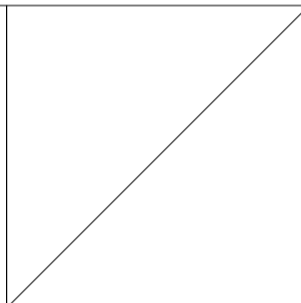
EDGE TYPES

ET2		MAIN PEDESTRIAN PATH TO PODIUM	RIGID ALUEXCEL EDGING	M : MILL ALUMINIUM	150MM INSTALLATION TO BE IN LINE W/ MANUFACTURER'S SPECIFICATIONS + DETAILS	2256-EXA-ZZ-04-DR-L-00613	KINLEY LTD NORTHPOINT, COMPASS PARK, STAPLEGROSS, EAST SUSSEX, TN32 5BS Sales@kinley.co.uk www.kinley.co.uk
-----	---	--------------------------------	-----------------------	--------------------	---	---------------------------	--

RAISED PLANTERS

PT2		BESPOKE CORTEN STEEL PLANTER	BESPOKE CORTEN STEEL PLANTER	F: 3MM WEATHERED CORTEN STEEL	HEIGHTS VARY. INSTALLATION TO BE IN LINE W/ MANUFACTURER'S SPECIFICATIONS + DETAILS	2256-EXA-ZZ-04-DR-L-00613	IOTA WICK ROAD NORTH SOMERSET BS22 7YQ 01934 522617 info@iotagarden.com
-----	---	------------------------------	------------------------------	-------------------------------	---	---------------------------	--

BOUNDARY TYPES

BT2		ARCHITECTURAL RAILING	TO ARCHITECTS SPECIFICATION	TO ARCHITECTS SPECIFICATION	1800MM AGL (ARCHITECTS TO CONFIRM)	N/A	
-----	---	-----------------------	-----------------------------	-----------------------------	------------------------------------	-----	---

NOTE:

- THIS DOCUMENT SHOULD BE READ IN CONJUNCTION WITH SUTTON HOUSE LATEST DRAWING INFORMATION AND SPECIFICATIONS DOCUMENTS.
- ALL IMAGES SHOWN ARE FOR INDICATIVE PURPOSES ONLY AND MAY NOT BE A TRUE REPRESENTATION OF THE END PRODUCTS.
- ALL PRODUCTS SHOWN ARE SUBJECT TO AVAILABILITY.

----	----	----
----	----	----
----	----	----
----	----	----
----	----	----
----	----	----
----	----	----
----	----	----
T01	ISSUE FOR TENDER	26.04.2024
Rev	Description	Date

**EXTERIOR
ARCHITECTURE**

LONDON
Unit 17.1, The Leather Market, 11-13 Weston Street, London, SE1 3ER
MANCHESTER
Studio 537, The Royal Exchange, St Anns Square, Manchester, M2 7DH
E-MAIL office@exteriorarchitecture.com
WEB www.exteriorarchitecture.com

Project title
SUTTON PARK HOUSE


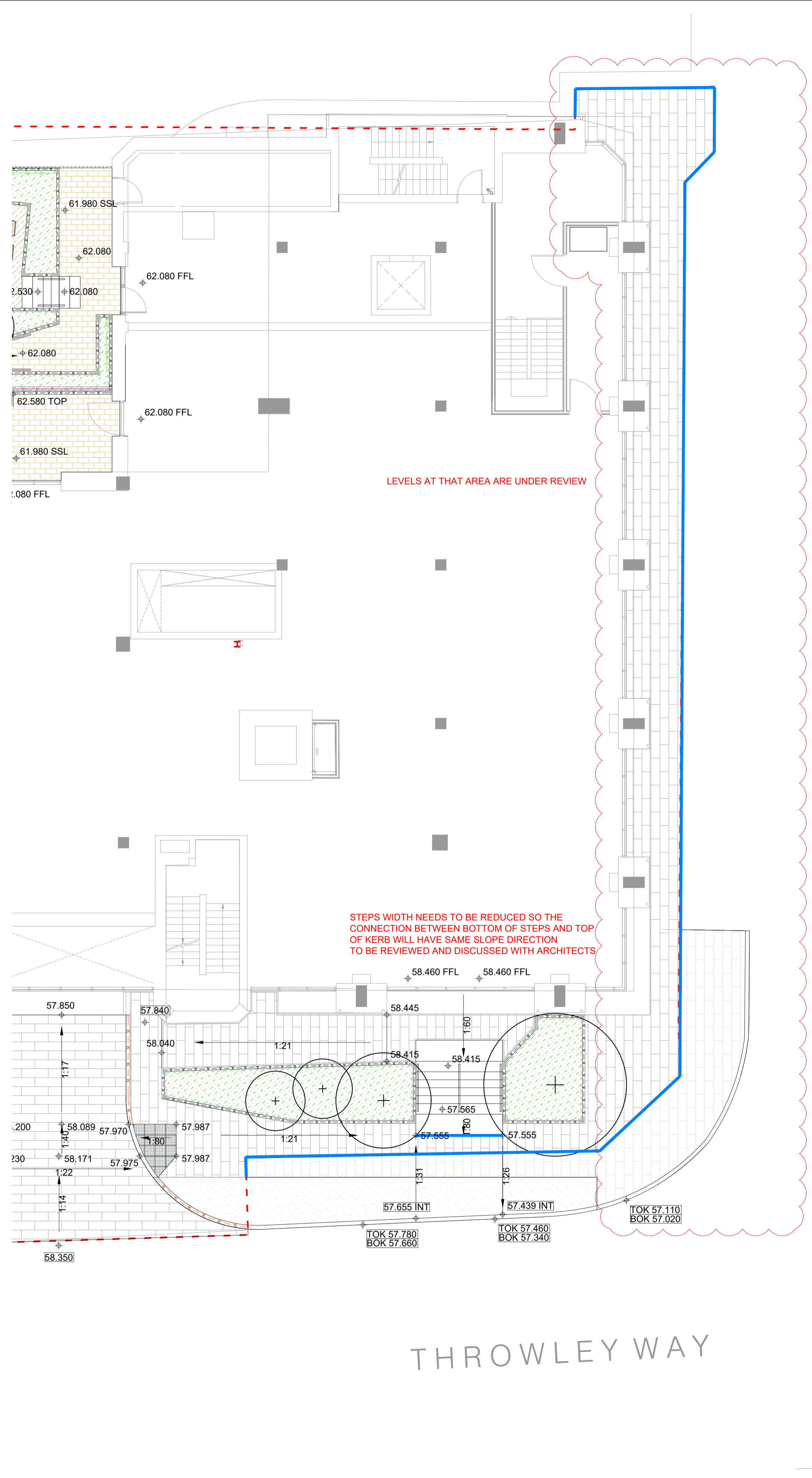
Drawing title
**HARDWORKS + SOFTWORKS
COMPENDIUM - SHEET 03**

Issued By	London	T: 020 7978 2101
Scale	N/A	Drawn EXA
Status	TENDER	Checked VK
Date	26.04.2024	Approved SM

Drawing number
2256-EXA-ZZ-04-SH-L-00902

Revision
T01

P:\LONDON PROJECTS\2022\2256 SUTTON PARK HOUSE\01 BIM\02 CAD\03 SHEET LAYOUT\02 RIBA 4 TENDER\2256-EXA-ZZ-GF-DR-L-00302.DWG



PROPOSED 5278 WORKS OUTLINE

LEGEND - APPLICABLE TO ALL LEVELS & DRAINAGE PLANS

- LEVELS
- 62.080 + PROPOSED SPOT LEVEL
 - 62.080 FFL PROPOSED FINISHED FLOOR LEVEL
 - 61.980 SSL PROPOSED SLAB SURFACE LEVEL
 - 62.580 TOP + PROPOSED TOP OF PLANTER LEVEL
 - 62.580 TOB + PROPOSED TOP OF BENCH LEVEL
 - 62.580 EL + PROPOSED EDGE LEVEL
 - 62.580 TOF + PROPOSED TOP OF FEATURE LEVEL
 - TOK 5.524 BOK 5.448 + TOK PROPOSED TOP OF KERB LEVEL BOK PROPOSED BOTTOM OF KERB LEVEL
 - 61.930 + EXISTING LEVEL RETAINED
 - ← 1:12 PROPOSED GRADIENT
- DRAINAGE
- PROPOSED SLOT/CHANNEL DRAIN TO CIVIL ENGINEERS SPECIFICATION LOCATIONS TBC

ALL LEVELS TO BE CONFIRMED WITH BUILDING OFFICER
 ALL ROAD LEVELS TO BE AGREED WITH AND SIGNED OFF BY HIGHWAY ENGINEERS
 THE SLOPE OF THE ADOPTABLE AREAS WILL BE TOWARDS OUR SITE. A DRAINAGE STRATEGY/COLLECTION TO BE CONFIRMED BY HIGHWAY ENGINEERS

No dimensions are to be scaled from this drawing. All dimensions are to be checked on site. Area measurements for indicative purposes only.

This drawing is the property of Exterior Architecture Ltd. No part of the drawing may be reproduced in any manner without permission from Exterior Architecture Ltd.

Client
SHEEN LANE DEVELOPMENTS

Rev	Description	Date
T01	FOR REVIEW AND COORDINATION	22.12.2022

EXTERIOR ARCHITECTURE
 LONDON
 Unit 17.1, The Leather Market, 11-13 Weston Street, London, SE1 3ER
 MANCHESTER
 Studio 537, The Royal Exchange, St Anns Square, Manchester, M2 7DH
 E-MAIL office@exteriorarchitecture.com
 WEB www.exteriorarchitecture.com

Project title
Sutton Park House

Drawing title
LEVELS & SURFACE DRAINAGE PLAN - GROUND FLOOR - SHEET 03

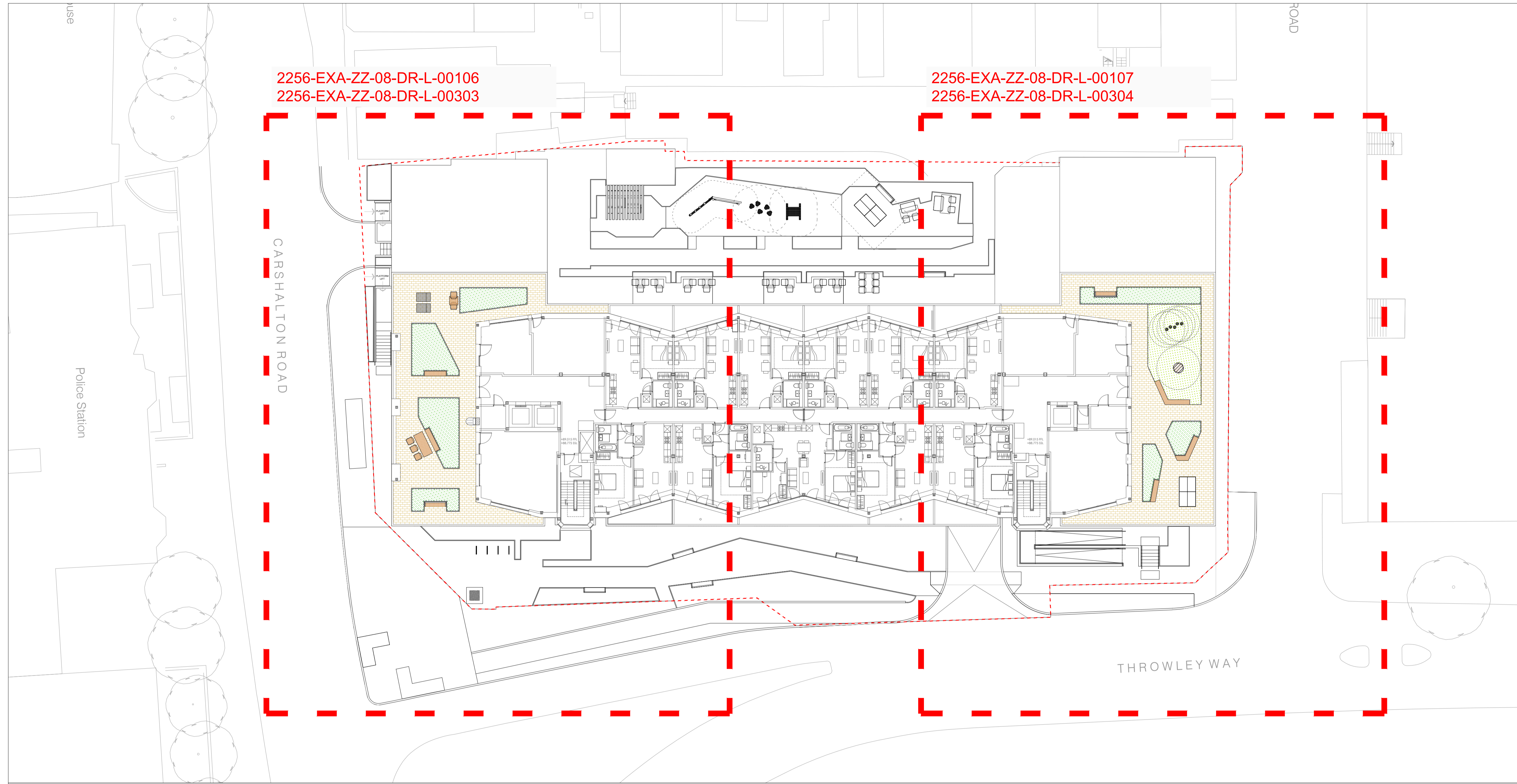
Issued By	London	T: 020 7978 2101
Scale	1:100 @ A1	Drawn ExA
Status	TENDER	Checked VK
Date	22.12.2022	Approved SM
Drawing number	2256-EXA-ZZ-GF-DR-L-00302	Revision T01

0 5m

No dimensions are to be scaled from this drawing.
All dimensions are to be checked on site.
Area measurements for indicative purposes only.

This drawing is the property of Exterior Architecture Ltd.
No part of the drawing may be reproduced in any manner
without permission from Exterior Architecture Ltd.

Client
SHEEN LANE
DEVELOPMENTS



2256-EXA-ZZ-08-DR-L-00106
2256-EXA-ZZ-08-DR-L-00303

2256-EXA-ZZ-08-DR-L-00107
2256-EXA-ZZ-08-DR-L-00304

LEGEND - APPLICABLE TO LEVEL 08 GENERAL ARRANGEMENT DRAWINGS

- SITE BOUNDARY
- SURFACE TYPES**
 - SURFACE TYPE ST1 - PORCELAIN TILES TO LEVEL 08
PRODUCT: ATRIA PORCELAIN PORCELAIN PAVING
SUPPLIER: ROAFFT (OR EQUAL APPROVED)
COLOUR/FINISH: ASTI TAUPE
SIZE: 1200 X 600 X 20MM
LAYING COURSE: STACK BOND
 - SURFACE TYPE ST6 - ARTIFICIAL LAWN TO LEVEL 08
PRODUCT: BELGRAVIA ARTIFICIAL GRASS
SUPPLIER: SASGRASS (OR EQUAL APPROVED)
SIZE: 40MM THICK
- EDGE TYPES**
 - EDGE TYPE ET1 - METAL EDGE TO LEVEL 08
PRODUCT: RIGID ALUEXCEL EDGING
SUPPLIER: HINLEY (OR EQUAL APPROVED)
MATERIAL: MILL ALUMINIUM
SIZE: 50MM
- RAISED PLANTERS**
 - PLANTER TYPE PT1 - RAISED STEEL PLANTER TO LEVEL 08
PRODUCT: VELOX RAPID EDGE SYSTEM
SUPPLIER: LOGIC (OR EQUAL APPROVED)
FINISH: 3MM WEATHERED STEEL (CORTEN) WITH 50MM COPING FOLD
SIZE: 500MM TOTAL PANEL HEIGHT - 540MM AGL
- FURNITURE TYPES**
 - FURNITURE TYPE FT1 - INTEGRATED BENCH TO LEVEL 08
PRODUCT: PLAYSEBENCH
SUPPLIER: LOGIC (OR EQUAL APPROVED)
MATERIAL: CLASS 2 UK GROWN TIMBER
SIZE: VARIES X 450MM, 80 X 80 MM SLATS
 - FURNITURE TYPE FT2 - BENCH WITH BACKREST AND ARMREST TO LEVEL 08
PRODUCT: PLAYSEBENCH WITH BACKREST AND ARMREST
SUPPLIER: LOGIC (OR EQUAL APPROVED)
MATERIAL: CLASS 2 UK GROWN TIMBER
SIZE: 1980 X 450 X 450MM, 80 X 80 MM SLATS
 - FURNITURE TYPE FT3 - RECTANGULAR TABLE TO LEVEL 08
PRODUCT: HAY PALISSADE RECTANGULAR TABLE
SUPPLIER: SKANDIUM (OR EQUAL APPROVED)
MATERIAL: POWDER COATED STEEL
COLOUR: OLIVE
SIZE: 11700 X W900 X H750MM
 - FURNITURE TYPE FT4 - ARMCHAIR TO LEVEL 08
PRODUCT: HAY PALISSADE ARMCHAIR
SUPPLIER: SKANDIUM (OR EQUAL APPROVED)
MATERIAL: POWDER COATED STEEL
COLOUR: OLIVE
SIZE: H800 X W510 X D560MM / SEAT HEIGHT 450MM
 - FURNITURE TYPE FT5 - SQUARE TABLE TO LEVEL 08
PRODUCT: HAY PALISSADE SQUARE TABLE
SUPPLIER: SKANDIUM (OR EQUAL APPROVED)
MATERIAL: POWDER COATED STEEL
COLOUR: OLIVE
SIZE: W 740 X W 800 X L 800MM
 - FURNITURE TYPE FT9 - FREESTANDING BENCH TO LEVEL 08
PRODUCT: PLAYSEBENCH (PRODUCT CODE: S194)
SUPPLIER: LOGIC (OR EQUAL APPROVED)
FINISH COLOUR: POWDER COATED BRONZE LEGS WITH CLASS 2 UK GROWN TIMBER
SIZE: 1980 X 450 X 450MM, 80 X 80 MM SLATS
 - FURNITURE TYPE FT10 - SUN LOUNGER TO LEVEL 08
PRODUCT: S66 URBAN SUN BENCH
SUPPLIER: VESTRE (OR EQUAL APPROVED)
MATERIAL: LINESED OIL PROTECTED KORDIC PINE/ GALVANISED & POWDER COATED STEEL
SIZE: L1326 X W1300 X SEAT H408MM
- PLAY TYPES**
 - PLAY TYPE PL14 - OUTDOOR TENNIS TABLE
PRODUCT: OUTDOOR TABLE TENNIS
SUPPLIER: KENGURU PRO (OR EQUAL APPROVED)
COLOUR: AS SUPPLIED
SIZE: L2743 X W1525 X H820MM - TOTAL H970MM
 - PLAY TYPE PL15 - STEPPING LOGS
PRODUCT: STEPPING LOG
PRODUCT CODE: M87402
SUPPLIER: KOMRAN (OR EQUAL APPROVED)
COLOUR: BLACK
SIZE: 280 X 280 X 300MM
 - PLAY TYPE PL16 - JUMPING DISCS
PRODUCT: JUMPING DISCS
PRODUCT CODE: SP1101
SUPPLIER: DUNCAN & GROVE (OR EQUAL APPROVED)
MATERIAL: ROBINIA DISC/ POWDER COATED METAL SPRINGS
SIZE: AS SUPPLIED - AREA NEEDED: 4 X 4M
 - PLAY EQUIPMENT FALL ZONE
 - SOFT LANDSCAPE
 - PROPOSED PLANTING

----	----	----
----	----	----
----	----	----
----	----	----
----	----	----
----	----	----
T02	ISSUE FOR TENDER	26.04.2024
T01	FOR REVIEW AND COORDINATION	22.12.2022
Rev	Description	Date

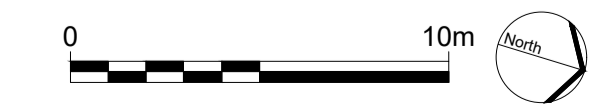
EXTERIOR ARCHITECTURE
LONDON
Unit 17.1, The Leather Market, 11-13 Weston Street, London, SE1 3ER
MANCHESTER
Studio 537, The Royal Exchange, St Anns Square, Manchester, M2 7DH
E-MAIL office@exteriorarchitecture.com
WEB www.exteriorarchitecture.com

Project title
SUTTON PARK HOUSE

Drawing title
GENERAL ARRANGEMENT OVERALL PLAN - LEVEL 08

Issued By London T: 020 7978 2101
Scale 1:200 @ A1 Drawn ExA
Status TENDER Checked VK
Date 22.12.2022 Approved SM

Drawing number 2256-EXA-ZZ-08-DR-L-00105 Revision T02



C:\USERS\WILLBONEDRIVE\DESKTOP\PROJECTS\SUTTON HOUSE\02 CAD\03 SHEET LAYOUT\02 RIBA 4 TENDER\2256-EXA-ZZ-08-DR-L-00105.DWG

C:\USERS\WILLBONEDRIVE\DESKTOP\PROJECTS\SUTTON HOUSE\02 CAD\03 SHEET LAYOUT\02 RIBA 4 TENDER\2256-EXA-ZZ-08-DR-L-00106.DWG

CARSHALTON ROAD

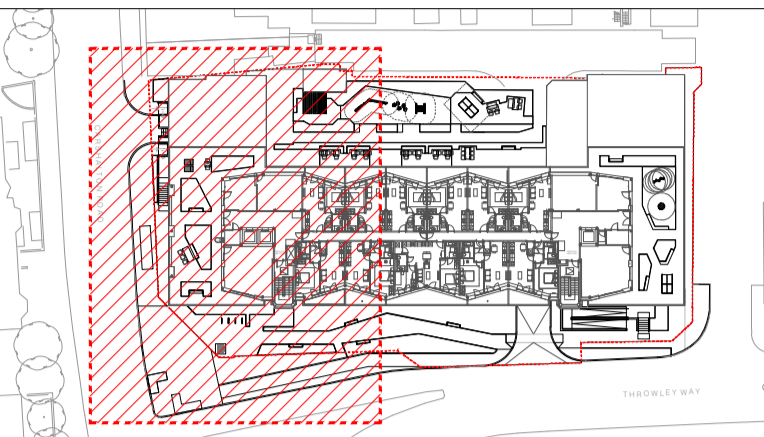
LEGEND - APPLICABLE TO LEVEL 08 GENERAL ARRANGEMENT DRAWINGS

- SITE BOUNDARY**
SITE BOUNDARY
- SURFACE TYPES**
 - SURFACE TYPE ST1 - PORCELAIN TILES TO LEVEL 08**
PRODUCT: ATRIA PORCELAIN PORCELAIN PAVING
SUPPLIER: RAAFT (OR EQUAL APPROVED)
COLOUR/FINISH: A51 TAUPÉ
SIZE: 1200 X 600 X 20MM
LAYING COURSE: STACK BOND
 - SURFACE TYPE ST8 - ARTIFICIAL LAWN TO LEVEL 08**
PRODUCT: BELGRAVIA ARTIFICIAL GRASS
SUPPLIER: EASIGRASS (OR EQUAL APPROVED)
SIZE: 40MM THICK
- EDGE TYPES**
 - EDGE TYPE ET1 - METAL EDGE TO LEVEL 08**
PRODUCT: RISO ALUMEX EDGE SYSTEM
SUPPLIER: KINLEY (OR EQUAL APPROVED)
MATERIAL: MILL ALUMINIUM
SIZE: 50MM
- RAISED PLANTERS**
 - PLANTER TYPE PT1 - RAISED STEEL PLANTER TO LEVEL 08**
PRODUCT: YELLOX RAMP EDGE SYSTEM
SUPPLIER: LOGIC (OR EQUAL APPROVED)
FINISH: 3MM WEATHERED STEEL (CORTEN) WITH 50MM COPING FOLD
SIZE: 500MM TOTAL PANEL HEIGHT - 540MM AGL
- FURNITURE TYPES**
 - FURNITURE TYPE FT1 - INTEGRATED BENCH TO LEVEL 08**
PRODUCT: PLATEU BENCH
SUPPLIER: LOGIC (OR EQUAL APPROVED)
MATERIAL: CLASS 2 UK GROWN TIMBER
SIZE: VARIES X 450MM, 80 X 80 MM SLATS
 - FURNITURE TYPE FT2 - BENCH WITH BACKREST AND ARMREST TO LEVEL 08**
PRODUCT: PLATEU BENCH WITH BACKREST AND ARMREST
SUPPLIER: LOGIC (OR EQUAL APPROVED)
MATERIAL: CLASS 2 UK GROWN TIMBER
SIZE: 1980 X 450 X 450MM, 80 X 80 MM SLATS
 - FURNITURE TYPE FT3 - RECTANGULAR TABLE TO LEVEL 08**
PRODUCT: HAY PALISSADE RECTANGULAR TABLE
SUPPLIER: SKANDIUM (OR EQUAL APPROVED)
MATERIAL: POWDER COATED STEEL
COLOUR: OLIVE
SIZE: L1700 X W900 X H750MM
 - FURNITURE TYPE FT4 - ARMCHAIR TO LEVEL 08**
PRODUCT: HAY PALISSADE ARMCHAIR
SUPPLIER: SKANDIUM (OR EQUAL APPROVED)
MATERIAL: POWDER COATED STEEL
COLOUR: OLIVE
SIZE: H800 X W510 X D560MM / SEAT HEIGHT 450MM
 - FURNITURE TYPE FT5 - SQUARE TABLE TO LEVEL 08**
PRODUCT: HAY PALISSADE SQUARE TABLE
SUPPLIER: SKANDIUM (OR EQUAL APPROVED)
MATERIAL: POWDER COATED STEEL
COLOUR: OLIVE
SIZE: H 740 X W 800 X L 800MM
 - FURNITURE TYPE FT8 - FREESTANDING BENCH TO LEVEL 08**
PRODUCT: PLATEU BENCH (PRODUCT CODE: S184)
SUPPLIER: LOGIC (OR EQUAL APPROVED)
FINISH/ COLOUR: POWDER COATED BRONZE LEGS WITH CLASS 2 UK GROWN TIMBER
SIZE: 1980 X 450 X 450MM, 80 X 80 MM SLATS
 - FURNITURE TYPE FT10 - SUN LOUNGER TO LEVEL 08**
PRODUCT: 566 URBAN SUN BENCH
SUPPLIER: VESTRE (OR EQUAL APPROVED)
MATERIAL: LINSEED OIL PROOFED NORDIC PINE/ GALVANISED & POWDER COATED STEEL
SIZE: L1328 X W1900 X SEAT H488MM
- PLAY TYPES**
 - PLAY TYPE PLT4 - OUTDOOR TENNIS TABLE**
PRODUCT: OUTDOOR TABLE TENNIS
SUPPLIER: KENIGBU PRO (OR EQUAL APPROVED)
COLOUR: AS SUPPLIED
SIZE: L2743 X W1925 X H820MM - TOTAL H970MM
 - PLAY TYPE PLT5 - STEPPING LOGS**
PRODUCT: STEPPING LOG
PRODUCT CODE: 881402
SUPPLIER: KOMPAN (OR EQUAL APPROVED)
COLOUR: BLACK
SIZE: 280 X 280 X 350MM
 - PLAY TYPE PLT6 - JUMPING DISCS**
PRODUCT: JUMPING DISCS
PRODUCT CODE: SP-101
SUPPLIER: DUNCAN & GROVE (OR EQUAL APPROVED)
MATERIAL: ROBINIA DISC/ POWDER COATED METAL SPRINGS
SIZE: AS SUPPLIED - AREA NEEDED: 4 X 4M
- SOFT LANDSCAPE**
 - PROPOSED PLANTING**

No dimensions are to be scaled from this drawing. All dimensions are to be checked on site. Area measurements for indicative purposes only.

This drawing is the property of Exterior Architecture Ltd. No part of the drawing may be reproduced in any manner without permission from Exterior Architecture Ltd.

Client
SHEEN LANE DEVELOPMENTS



LOCATION PLAN

----	----	----
----	----	----
----	----	----
----	----	----
----	----	----
----	----	----
T02	ISSUE FOR TENDER	26.04.2024
T01	FOR REVIEW AND COORDINATION	22.12.2022
Rev	Description	Date

EXTERIOR ARCHITECTURE

LONDON
Unit 17.1, The Leather Market, 11-13 Weston Street, London, SE1 3ER
MANCHESTER
Studio 537, The Royal Exchange, St Anns Square, Manchester, M2 7DH
E-MAIL office@exteriorarchitecture.com
WEB www.exteriorarchitecture.com

Project title
SUTTON PARK HOUSE

Drawing title
GENERAL ARRANGEMENT PLAN - LEVEL 08 - SHEET 01




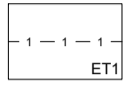
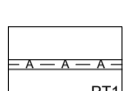
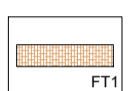
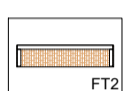
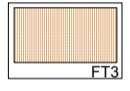
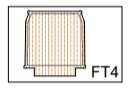
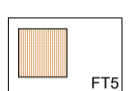
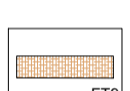
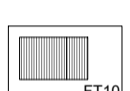
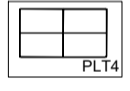


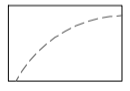

Issued By	London	T: 020 7978 2101
Scale	1:100 @ A1	Drawn ExA
Status	TENDER	Checked VK
Date	22.12.2022	Approved SM

Drawing number
2256-EXA-ZZ-08-DR-L-00106

Revision
T02



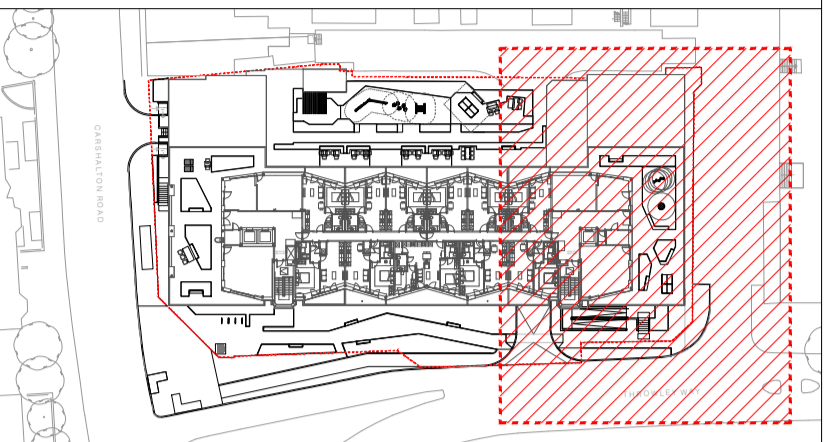
LEGEND - APPLICABLE TO LEVEL 08 GENERAL ARRANGEMENT DRAWINGS

-  SITE BOUNDARY
- SURFACE TYPES**
 -  **SURFACE TYPE ST1 - PORCELAIN TILES TO LEVEL 08**
PRODUCT: ATRIA PORCELAIN PORCELAIN PAVING
SUPPLIER: RAAFT (OR EQUAL APPROVED)
COLOUR/FINISH: A51 TAUPÉ
SIZE: 1200 X 600 X 20MM
LAYING COURSE: STACK BOND
 -  **SURFACE TYPE ST8 - ARTIFICIAL LAWN TO LEVEL 08**
PRODUCT: BELGRAVIA ARTIFICIAL GRASS
SUPPLIER: EASIGRASS (OR EQUAL APPROVED)
SIZE: 40MM THICK
- EDGE TYPES**
 -  **EDGE TYPE ET1 - METAL EDGE TO LEVEL 08**
PRODUCT: RISO ALUMEX EDGE
SUPPLIER: KINLEY (OR EQUAL APPROVED)
MATERIAL: MILL ALUMINIUM
SIZE: 50MM
- RAISED PLANTERS**
 -  **PLANTER TYPE PT1 - RAISED STEEL PLANTER TO LEVEL 08**
PRODUCT: VELOX RAMP EDGE SYSTEM
SUPPLIER: LOGIC OR EQUAL APPROVED
FINISH: 3MM WEATHERED STEEL (CORTEN) WITH 50MM COPING FOLD
SIZE: 500MM TOTAL PANEL HEIGHT - 540MM AGL
- FURNITURE TYPES**
 -  **FURNITURE TYPE FT1 - INTEGRATED BENCH TO LEVEL 08**
PRODUCT: PLATEU BENCH
SUPPLIER: LOGIC (OR EQUAL APPROVED)
MATERIAL: CLASS 2 UK GROWN TIMBER
SIZE: VARIES X 450MM, 80 X 80 MM SLATS
 -  **FURNITURE TYPE FT2 - BENCH WITH BACKREST AND ARMREST TO LEVEL 08**
PRODUCT: PLATEU BENCH WITH BACKREST AND ARMREST
SUPPLIER: LOGIC (OR EQUAL APPROVED)
MATERIAL: CLASS 2 UK GROWN TIMBER
SIZE: 1980 X 450 X 450MM, 80 X 80 MM SLATS
 -  **FURNITURE TYPE FT3 - RECTANGULAR TABLE TO LEVEL 08**
PRODUCT: HAY PALISSADE RECTANGULAR TABLE
SUPPLIER: SKANDIUM (OR EQUAL APPROVED)
MATERIAL: POWDER COATED STEEL
COLOUR: OLIVE
SIZE: L1700 X W900 X H750MM
 -  **FURNITURE TYPE FT4 - ARMCHAIR TO LEVEL 08**
PRODUCT: HAY PALISSADE ARMCHAIR
SUPPLIER: SKANDIUM (OR EQUAL APPROVED)
MATERIAL: POWDER COATED STEEL
COLOUR: OLIVE
SIZE: H800 X W510 X D560MM / SEAT HEIGHT 450MM
 -  **FURNITURE TYPE FT5 - SQUARE TABLE TO LEVEL 08**
PRODUCT: HAY PALISSADE SQUARE TABLE
SUPPLIER: SKANDIUM (OR EQUAL APPROVED)
MATERIAL: POWDER COATED STEEL
COLOUR: OLIVE
SIZE: H 740 X W 800 X L 800MM
 -  **FURNITURE TYPE FT8 - FREESTANDING BENCH TO LEVEL 08**
PRODUCT: PLATEU BENCH (PRODUCT CODE: S184)
SUPPLIER: LOGIC (OR EQUAL APPROVED)
FINISH/ COLOUR: POWDER COATED BRONZE LEGS WITH CLASS 2 UK GROWN TIMBER
SIZE: 1980 X 450 X 450MM, 80 X 80 MM SLATS
 -  **FURNITURE TYPE FT10 - SUN LOUNGER TO LEVEL 08**
PRODUCT: 566 URBAN SUN BENCH
SUPPLIER: VESTRE (OR EQUAL APPROVED)
MATERIAL: LINSEED OIL PROOFED NORDIC PINE/ GALVANISED & POWDER COATED STEEL
SIZE: L1328 X W1300 X SEAT H480MM
- PLAY TYPES**
 -  **PLAY TYPE PLT4 - OUTDOOR TENNIS TABLE**
PRODUCT: OUTDOOR TABLE TENNIS
SUPPLIER: KENGUBU PRO (OR EQUAL APPROVED)
COLOUR: AS SUPPLIED
SIZE: L2743 X W1525 X H820MM - TOTAL H970MM
 -  **PLAY TYPE PLT5 - STEPPING LOGS**
PRODUCT: STEPPING LOG
PRODUCT CODE: 881402
SUPPLIER: KOMPAN (OR EQUAL APPROVED)
COLOUR: BLACK
SIZE: 280 X 280 X 350MM
 -  **PLAY TYPE PLT6 - JUMPING DISCS**
PRODUCT: JUMPING DISCS
PRODUCT CODE: SP 1 01
SUPPLIER: DUNCAN & GROVE (OR EQUAL APPROVED)
MATERIAL: ROBINIA DISC/ POWDER COATED METAL SPRINGS
SIZE: AS SUPPLIED - AREA NEEDED: 4 X 4M
 -  PLAY EQUIPMENT FALL ZONE
- SOFT LANDSCAPE**
 -  PROPOSED PLANTING

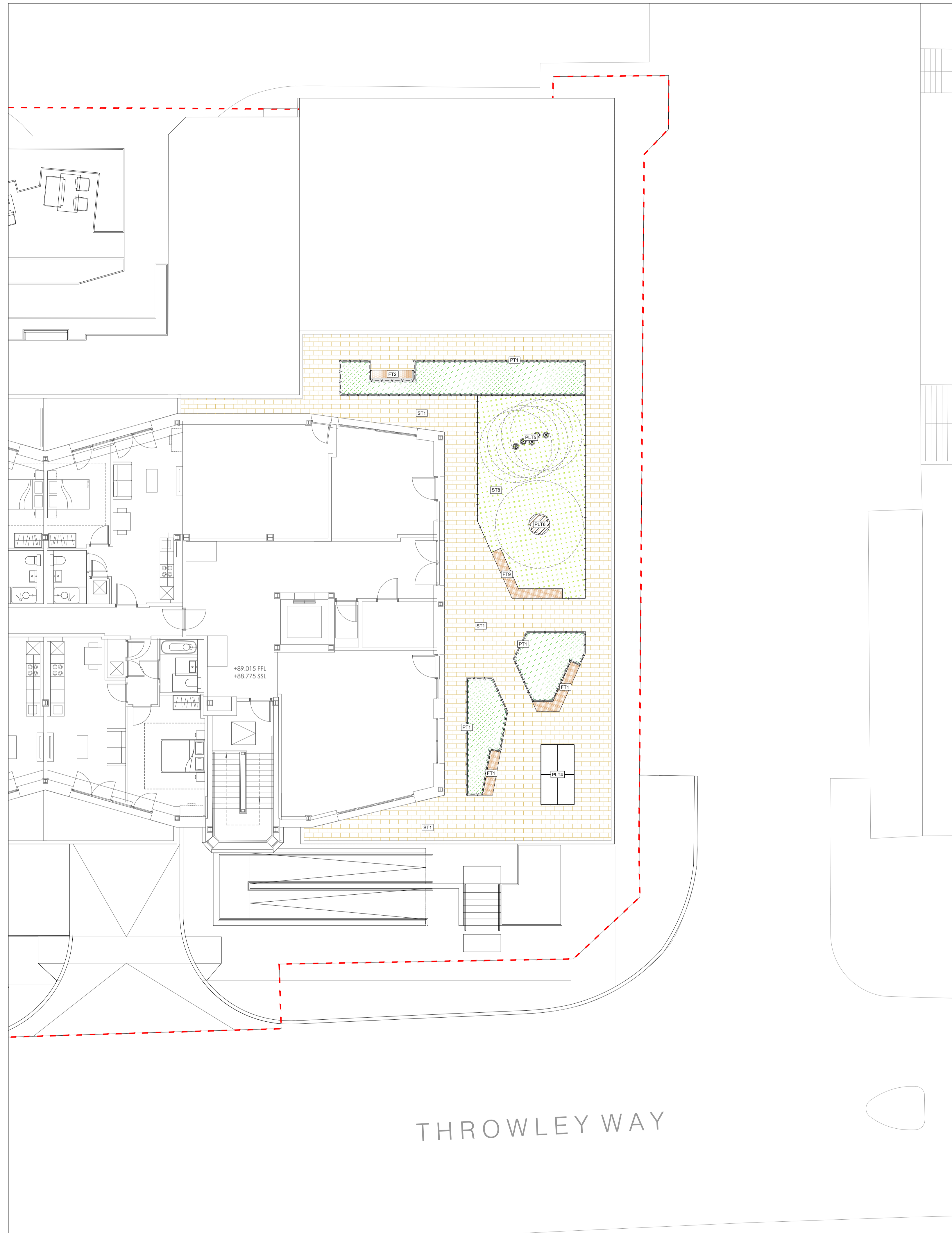
No dimensions are to be scaled from this drawing.
All dimensions are to be checked on site.
Area measurements for indicative purposes only.

This drawing is the property of Exterior Architecture Ltd.
No part of the drawing may be reproduced in any manner
without permission from Exterior Architecture Ltd.

Client
SHEEN LANE DEVELOPMENTS



LOCATION PLAN



----	----	----
----	----	----
----	----	----
----	----	----
----	----	----
----	----	----
T02	ISSUE FOR TENDER	26.04.2024
T01	FOR REVIEW AND COORDINATION	22.12.2022
Rev	Description	Date

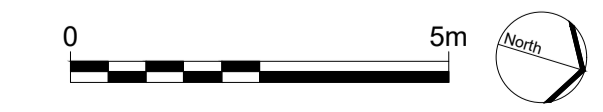
EXTERIOR ARCHITECTURE
LONDON
Unit 17.1, The Leather Market, 11-13 Weston Street, London, SE1 3ER
MANCHESTER
Studio 537, The Royal Exchange, St Anns Square, Manchester, M2 7DH
E-MAIL office@exteriorarchitecture.com
WEB www.exteriorarchitecture.com

Project title
SUTTON PARK HOUSE

Drawing title
GENERAL ARRANGEMENT PLAN - LEVEL 08 - SHEET 02

Issued By	London	T: 020 7978 2101
Scale	1:100 @ A1	Drawn ExA
Status	TENDER	Checked VK
Date	22.12.2022	Approved SM

Drawing number	2256-EXA-ZZ-08-DR-L-00107	Revision	T02
----------------	---------------------------	----------	-----

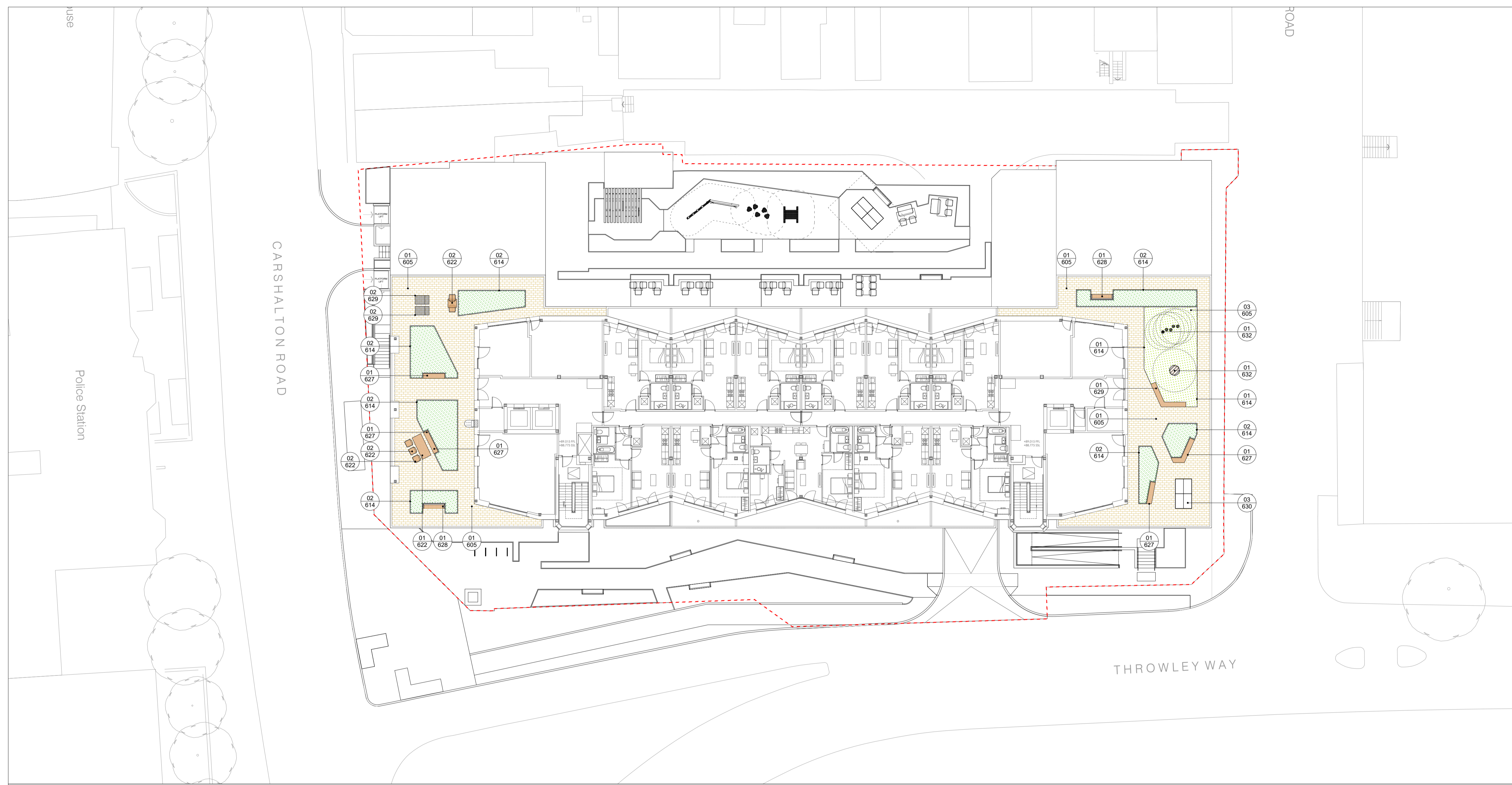


C:\USERS\WILLBOND\DESKTOP\PROJECTS\SUTTON HOUSE\02 CAD\03 SHEET LAYOUT\02 RIBA 4 TENDER\2256-EXA-ZZ-08-DR-L-00107.DWG

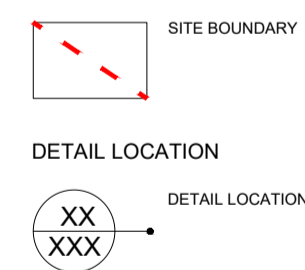
No dimensions are to be scaled from this drawing.
 All dimensions are to be checked on site.
 Area measurements for indicative purposes only.

This drawing is the property of Exterior Architecture Ltd.
 No part of the drawing may be reproduced in any manner
 without permission from Exterior Architecture Ltd.

Client
**SHEEN LANE
 DEVELOPMENTS**



LEGEND - APPLICABLE TO ALL LEVELS



----	----	----
----	----	----
----	----	----
----	----	----
----	----	----
----	----	----
T02	ISSUE FOR TENDER	26.04.2024
T01	FOR REVIEW AND COORDINATION	22.12.2022
Rev	Description	Date

**EXTERIOR
 ARCHITECTURE**

LONDON
 Unit 17.1, The Leather Market, 11-13 Weston Street, London, SE1 3ER

MANCHESTER
 Studio 537, The Royal Exchange, St Anns Square, Manchester, M2 7DH

E-MAIL office@exteriorarchitecture.com
 WEB www.exteriorarchitecture.com

Project title
SUTTON PARK HOUSE

Drawing title
DETAIL LOCATIONS PLAN - LEVEL 08

Issued By	London	T: 020 7978 2101
Scale	1:200 @ A1	Drawn ExA
Status	TENDER	Checked VK
Date	22.12.2022	Approved SM

Drawing number	Revision
2256-EXA-ZZ-08-DR-L-00132	T02

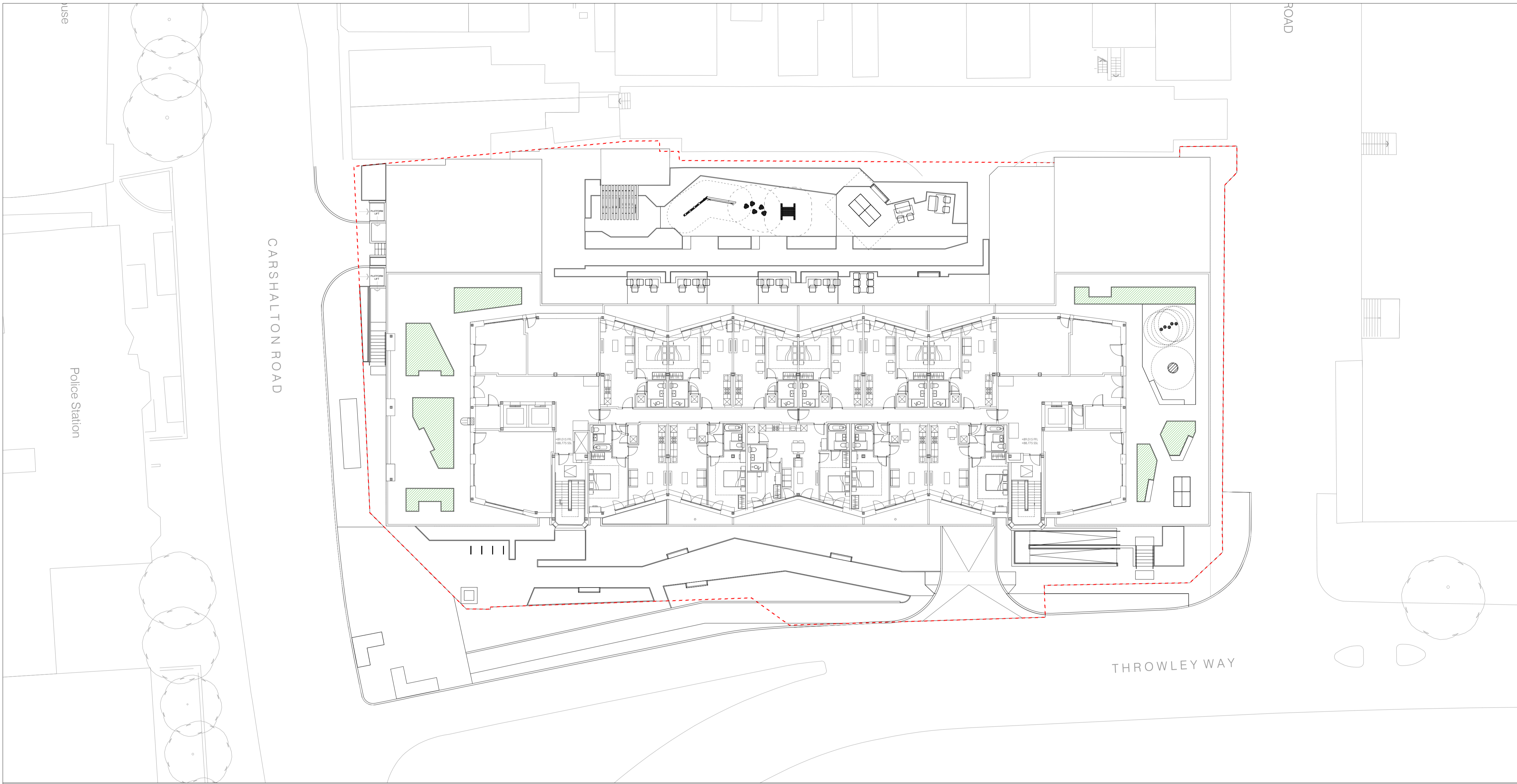


C:\USERS\WILLBOND\DESKTOP\PROJECTS\SUTTON HOUSE\02 CAD\03 SHEET LAYOUT\02 RIBA 4 TENDER\2256-EXA-ZZ-08-DR-L-00132.DWG

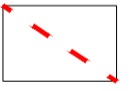

No dimensions are to be scaled from this drawing.
 All dimensions are to be checked on site.
 Area measurements for indicative purposes only.

This drawing is the property of Exterior Architecture Ltd.
 No part of the drawing may be reproduced in any manner
 without permission from Exterior Architecture Ltd.

Client
**SHEEN LANE
 DEVELOPMENTS**



**LEGEND - APPLICABLE TO ALL LEVELS SOIL PLAN
 DRAWINGS**

-  SITE BOUNDARY
- SOIL DEPTHS**
-  **SHRUBS-PLANTING AREAS**
 600MM SOIL DEPTH + 50MM MULCH (OFF SLAB)
 450MM SOIL DEPTH + 50MM MULCH (ON SLAB)
 REFER TO DRAWING 2256-EXA-ZZ-08-DR-L-00700 FOR TYPICAL DETAILS

----	----	----
----	----	----
----	----	----
----	----	----
----	----	----
----	----	----
T02	ISSUE FOR TENDER	26.04.2024
T01	FOR REVIEW AND COORDINATION	22.12.2022
Rev	Description	Date

**EXTERIOR
 ARCHITECTURE**

LONDON
 Unit 17.1, The Leather Market, 11-13 Weston Street, London, SE1 3ER

MANCHESTER
 Studio 537, The Royal Exchange, St Anns Square, Manchester, M2 7DH

E-MAIL office@exteriorarchitecture.com
WEB www.exteriorarchitecture.com

Project title
SUTTON PARK HOUSE

Drawing title
SOILS PLAN - LEVEL 08

Issued By London
 Scale 1:200 @ A1
 Status TENDER
 Date 22.12.2022

T: 020 7978 2101
 Drawn ExA
 Checked VK
 Approved SM

Drawing number
 2256-EXA-ZZ-08-DR-L-00142

Revision
 T02

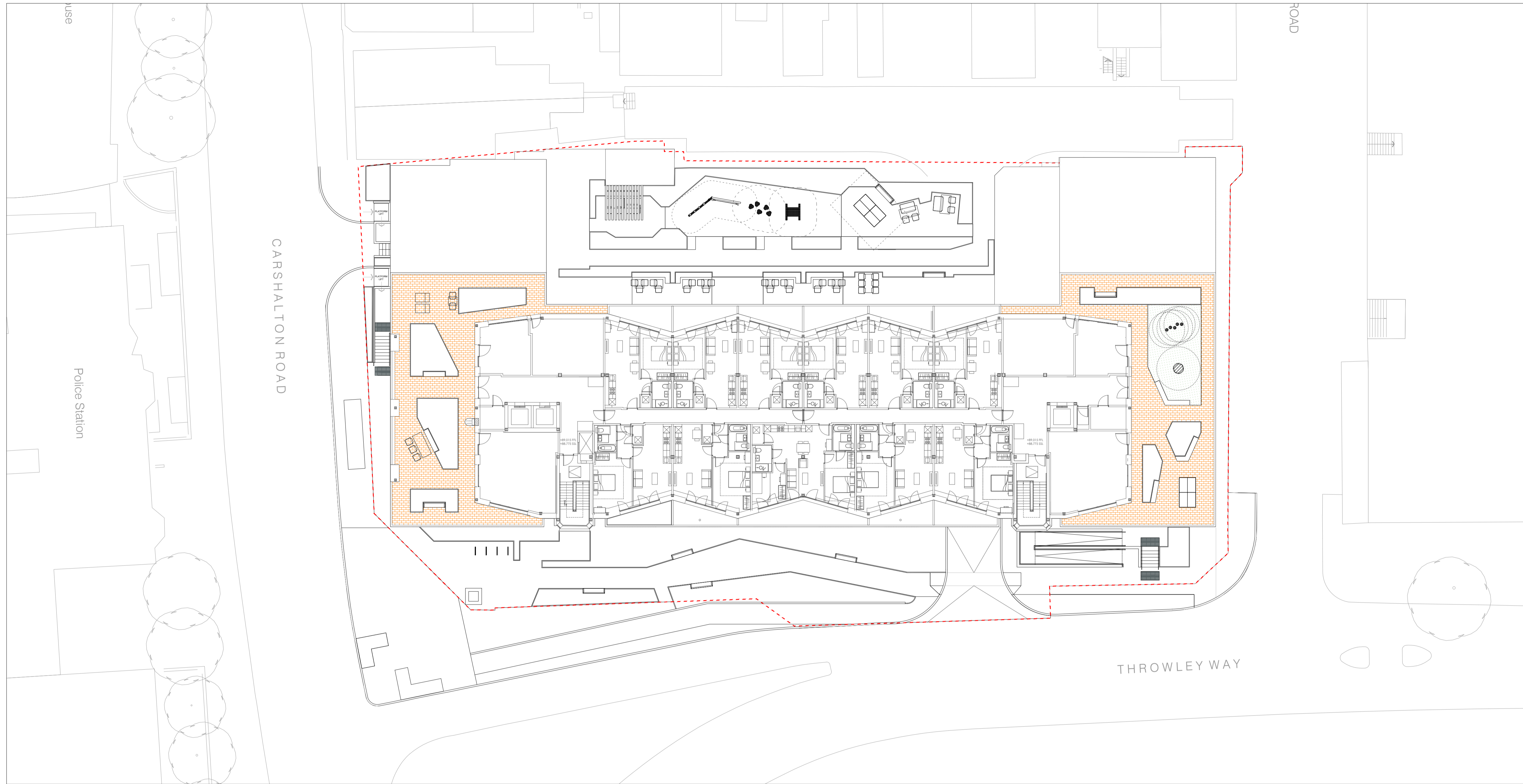


C:\USERS\WILLBOND\DESKTOP\PROJECTS\SUTTON HOUSE\02 CAD\03 SHEET LAYOUT\02 RIBA 4 TENDER\2256-EXA-ZZ-08-DR-L-00142.DWG

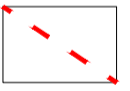
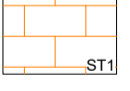

No dimensions are to be scaled from this drawing.
 All dimensions are to be checked on site.
 Area measurements for indicative purposes only.

This drawing is the property of Exterior Architecture Ltd.
 No part of the drawing may be reproduced in any manner
 without permission from Exterior Architecture Ltd.

Client
**SHEEN LANE
 DEVELOPMENTS**



**LEGEND - APPLICABLE TO LEVEL 08 GENERAL
 ARRANGEMENT DRAWINGS**

-  SITE BOUNDARY
- SURFACES TYPE**
-  **SURFACE TYPE ST1**
 PRODUCT: ATRIA PORCELAIN PORCELAIN PAVING
 SUPPLIER: BAKT (OR EQUAL APPROVED)
 COLOUR/FINISH: AST1 TALPE
 SIZE: 1000 X 600 X 20MM
 LAYING COURSE: STACK BOND
-  **SURFACE TYPE ST8**
 PRODUCT: BELGRAVIA ARTIFICIAL GRASS
 SUPPLIER: FASGRASS (OR EQUAL APPROVED)
 SIZE: 40MM THICK

----	----	----
----	----	----
----	----	----
----	----	----
----	----	----
----	----	----
----	----	----
T02	ISSUE FOR TENDER	26.04.2024
T01	FOR REVIEW AND COORDINATION	22.12.2022
Rev	Description	Date

**EXTERIOR
 ARCHITECTURE**

LONDON
 Unit 17.1, The Leather Market, 11-13 Weston Street, London, SE1 3ER

MANCHESTER
 Studio 537, The Royal Exchange, St Anns Square, Manchester, M2 7DH

E-MAIL office@exteriorarchitecture.com
 WEB www.exteriorarchitecture.com

Project title
SUTTON PARK HOUSE

Drawing title
SURFACES PLAN - LEVEL 08

Issued By	London	T: 020 7978 2101
Scale	1:200 @ A1	Drawn ExA
Status	TENDER	Checked VK
Date	22.12.2022	Approved SM

Drawing number	Revision
2256-EXA-ZZ-08-DR-L-00151	T02

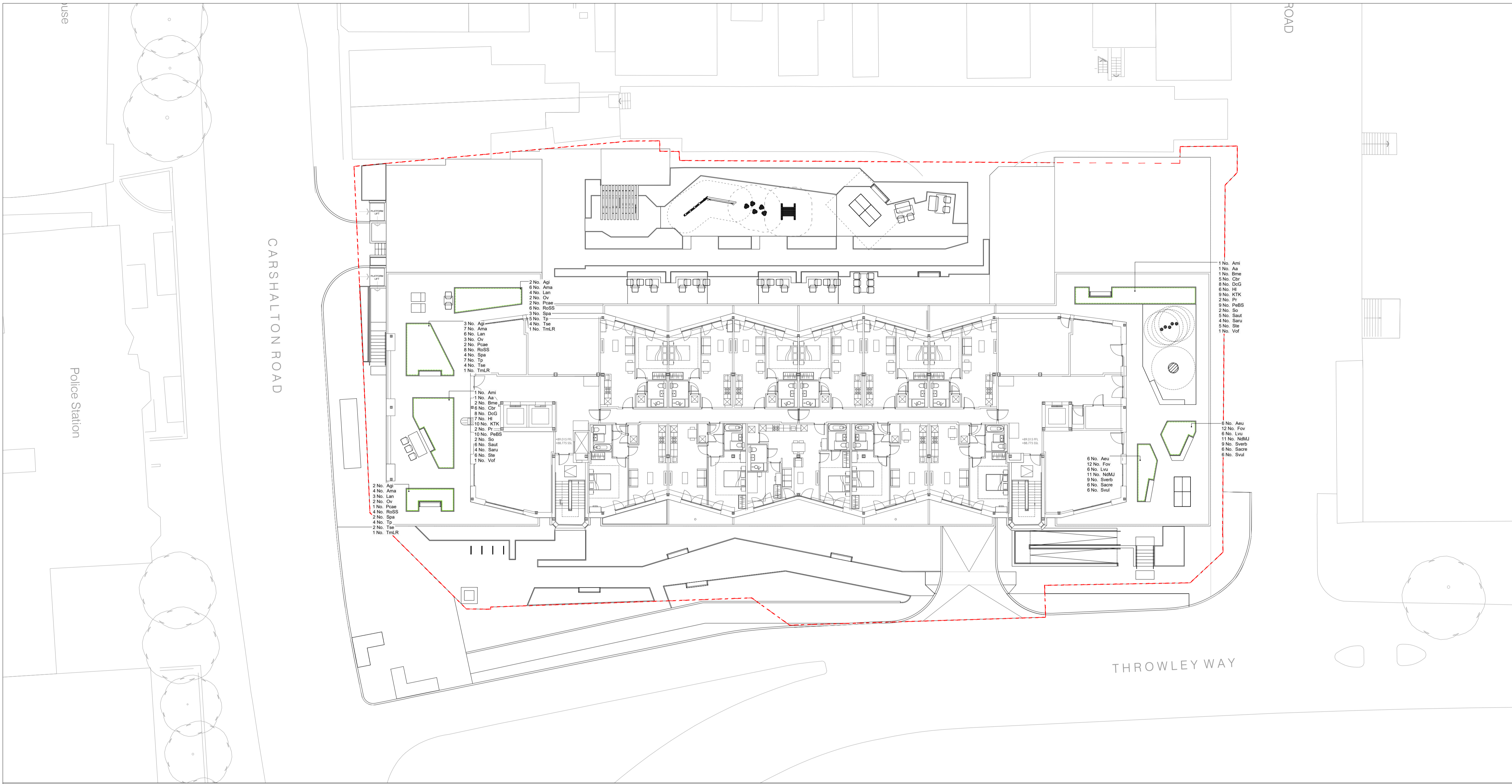


C:\USERS\WILLBOND\DESKTOP\PROJECTS\SUTTON HOUSE\02 CAD\03 SHEET LAYOUT\02 RIBA 4 TENDER\2256-EXA-ZZ-08-DR-L-00151.DWG

No dimensions are to be scaled from this drawing.
All dimensions are to be checked on site.
Area measurements for indicative purposes only.

This drawing is the property of Exterior Architecture Ltd.
No part of the drawing may be reproduced in any manner
without permission from Exterior Architecture Ltd.

Client
**SHEEN LANE
DEVELOPMENTS**



Roof Terrace Planting Schedule

Amenity Planting		Species	Common Name	Pot Size	Density	Specification
2	Ami	Achillea millefolium	Yarrow	3L	1/m ²	Full Pot: Sept to April planting: British Native-origin: C
12	Aeu	Agrimonia eupatoria	Agrimony	1L	8/m ²	Full Pot: Sept to April planting: British Native-origin: C
2	Aa	Allium ampeloprasum	Wild Leek	2L	1/m ²	Full Pot: C
11	Agi	Angelica gigas	Korean Angelica	3L	2/m ²	Full Pot: C
25	Ama	Armeria maritima	Sea Thrift	3L	6/m ²	Full Pot: Sept to April planting: British Native-origin: C
3	Bme	Briza media	Quaking Grass	5L	4/m ²	Full Pot: Sept to April planting: British Native-origin: C
11	Cbr	Calamagrostis brachytricha	Korean Feather Grass	5L	3/m ²	Full Pot: C
16	DcG	Deschampsia cespitosa 'Goldtau'	Tufted Hair Grass 'Goldtau'	5L	3/m ²	Full Pot: C
24	Fov	Festuca ovina	Sheep's Fescue	1L	8/m ²	Full Pot: Sept to April planting: British Native-origin: C
13	Hi	Hemerocallis lilioasphodelus	Yellow Daylily	3L	5/m ²	Full Pot: C
19	KTK	Kniphofia 'Tawny King'	Red Hot Poker 'Tawny King'	3L	5/m ²	Full Pot: C
19	Lan	Lavandula angustifolia	True Lavender	5L	2/m ²	Bushy: 5 brks: C
12	Lvu	Leucanthemum vulgare	Ox-eye Daisy	3L	5/m ²	Full Pot: C
22	NdMJ	Nigella damascena 'Miss Jekyll'	Love-in-a-mist 'Miss Jekyll'	2L	7/m ²	Full Pot: C
11	Ov	Origanum vulgare	Oregano	3L	1/m ²	Full Pot: Sept to April planting: British Native-origin: C
4	Pr	Papaver rhoeas	Common Poppy	50cc min.	7/m ²	Plug: Established Root min. 2-3 months: Sept to April planting: British Native-origin: C
19	PeBS	Perovskia 'Blue Spire'	Russian Sage 'Blue Spire'	3L	5/m ²	Bushy: 3 brks: C
7	Pcae	Polemonium caeruleum	Jacob's Ladder	3L	1/m ²	Full Pot: Sept to April planting: British Native-origin: C
26	RoSS	Rosmarinus officinalis 'Severn Sea'	Rosemary 'Severn Sea'	3L	3/m ²	Bushy: 4 brks: C
18	Sverb	Salvia verbenaca	Wild Clary	1L	8/m ²	Full Pot: Sept to April planting: British Native-origin: C
4	So	Sanguisorba officinalis	Great Burnet	2L	7/m ²	Full Pot: Sept to April planting: C
12	Sacre	Sedum acre	Biting Stonecrop	1L	8/m ²	Full Pot: C
11	Saut	Sesleria autumnalis	Autumn Moor Grass	5-7.5L	2/m ²	Full Pot: C
12	Svul	Silene vulgaris	Bladder Campion	2L	7/m ²	Full Pot: C
13	Spa	Stachys palustris	Marsh Woundwort	1L	2/m ²	Full Pot: Sept to April planting: British Native-origin: C
8	Saru	Stipa arundinacea	Pheasant's Tail Grass	5-7.5L	2/m ²	Full Pot: C
11	Ste	Stipa tenuissima	Mexican Feather Grass	5-7.5L	2/m ²	Full Pot: C
24	Tp	Tanacetum parthenium	Feverfew	2L	4/m ²	Full Pot: C
14	Tse	Thymus serpyllum	Creeping Thyme	2L	5/m ²	Full Pot: C
5	TmlR	Tropaeolum majus 'Ladybird Rose'	Common Valerian	3L	1/m ²	Full Pot: C
2	Vof	Valeriana officinalis	Common Valerian	1L	2/m ²	Full Pot: Sept to April planting: British Native-origin: C

----	----	----
----	----	----
----	----	----
----	----	----
----	----	----
----	----	----
T03	ISSUE FOR TENDER	26.04.2024
T02	GENERAL UPDATE	21.06.2023
T01	FOR REVIEW AND COORDINATION	22.12.2022
Rev	Description	Date

**EXTERIOR
ARCHITECTURE**
LONDON
Unit 17.1, The Leather Market, 11-13 Weston Street, London, SE1 3ER
MANCHESTER
Studio 537, The Royal Exchange, St Anns Square, Manchester, M2 7DH
E-MAIL office@exteriorarchitecture.com
WEB www.exteriorarchitecture.com

Project title
SUTTON PARK HOUSE

Drawing title
**PLANTING PLAN & SCHEDULE -
LEVEL 08**

Issued By London T: 020 7978 2101
Scale 1:200 @ A1 Drawn ExA
Status TENDER Checked VK
Date 22.12.2022 Approved SM

Drawing number Revision
2256-EXA-ZZ-08-DR-L-00203 T03



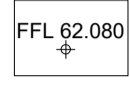

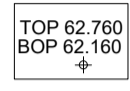
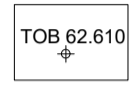
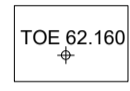
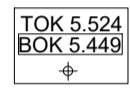

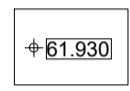
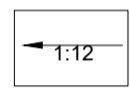


C:\USERS\WILLBONEDRIVE\DESKTOP\PROJECTS\SUTTON HOUSE\02 CAD\03 SHEET LAYOUT\T02 RIBA 4 TENDER\2256-EXA-ZZ-08-DR-L-00203.DWG

C:\USERS\WILLBOND\DESKTOP\PROJECTS\SUTTON HOUSE\02 CAD\03 SHEET LAYOUT\02 RIBA 4 TENDER\2256-EXA-ZZ-08-DR-L-00303.DWG

CARSHALTON ROAD

LEGEND - APPLICABLE TO ALL LEVELS & DRAINAGE PLANS

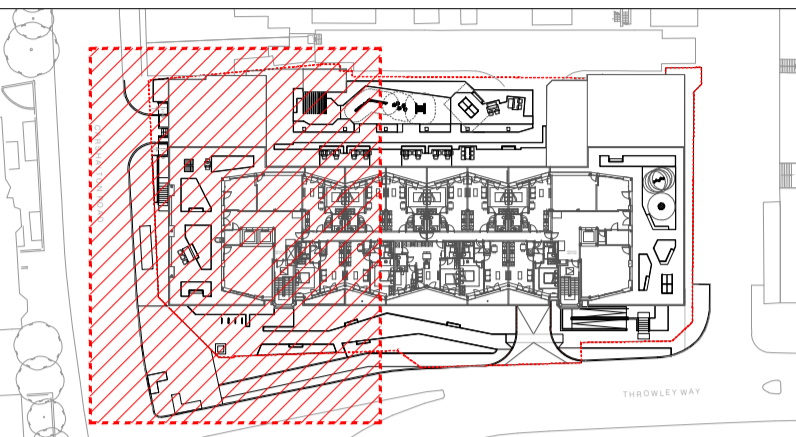
-  SITE BOUNDARY
- LEVELS**
-  PROPOSED SPOT LEVEL
-  PROPOSED FINISHED FLOOR LEVEL
-  PROPOSED SLAB SURFACE LEVEL
-  PROPOSED TOP AND BOTTOM OF PLANTER LEVEL
-  PROPOSED TOP OF BENCH LEVEL
-  PROPOSED TOP OF EDGE LEVEL
-  TOK: PROPOSED TOP OF KERB LEVEL
 BOK: PROPOSED BOTTOM OF KERB LEVEL
-  EXISTING LEVEL RETAINED
-  PROPOSED GRADIENT

ALL LEVELS TO BE CONFIRMED WITH BUILDING OFFICER

No dimensions are to be scaled from this drawing. All dimensions are to be checked on site. Area measurements for indicative purposes only.

This drawing is the property of Exterior Architecture Ltd. No part of the drawing may be reproduced in any manner without permission from Exterior Architecture Ltd.

Client
SHEEN LANE DEVELOPMENTS



LOCATION PLAN

----	----	----
----	----	----
----	----	----
----	----	----
----	----	----
----	----	----
----	----	----
----	----	----
----	----	----
T02	ISSUE FOR TENDER	26.04.2024
T01	FOR REVIEW AND COORDINATION	22.12.2022
Rev	Description	Date

EXTERIOR ARCHITECTURE
 LONDON
 Unit 17.1, The Leather Market, 11-13 Weston Street, London, SE1 3ER
 MANCHESTER
 Studio 537, The Royal Exchange, St Anns Square, Manchester, M2 7DH
 E-MAIL office@exteriorarchitecture.com
 WEB www.exteriorarchitecture.com

Project title
Sutton Park House

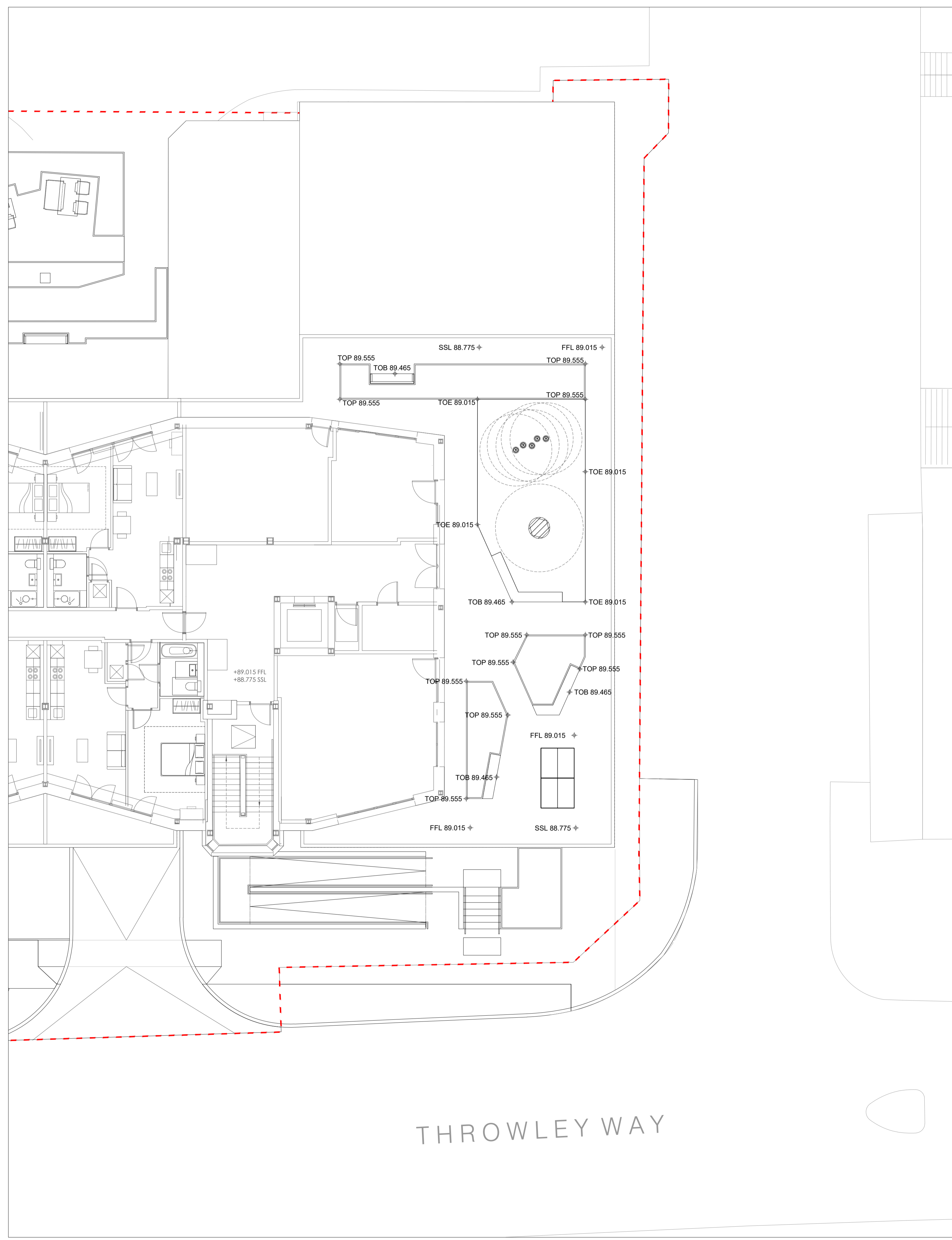
Drawing title
LEVELS & SURFACE DRAINAGE PLAN -LEVEL 08 - SHEET 01

Issued By	London	T: 020 7978 2101
Scale	1:100 @ A1	Drawn ExA
Status	TENDER	Checked VK
Date	22.12.2022	Approved SM

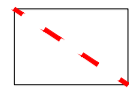

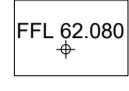
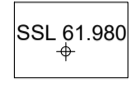
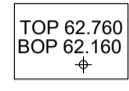
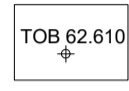
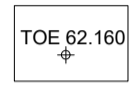
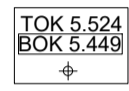
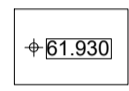
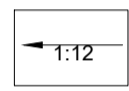
Drawing number	Revision
2256-EXA-ZZ-08-DR-L-00303	T02



C:\USERS\WILLBOND\DESKTOP\PROJECTS\SUTTON HOUSE\02 CAD\03 SHEET LAYOUT\02 RIBA 4 TENDER\2256-EXA-ZZ-08-DR-L-00304.DWG



LEGEND - APPLICABLE TO ALL LEVELS & DRAINAGE PLANS

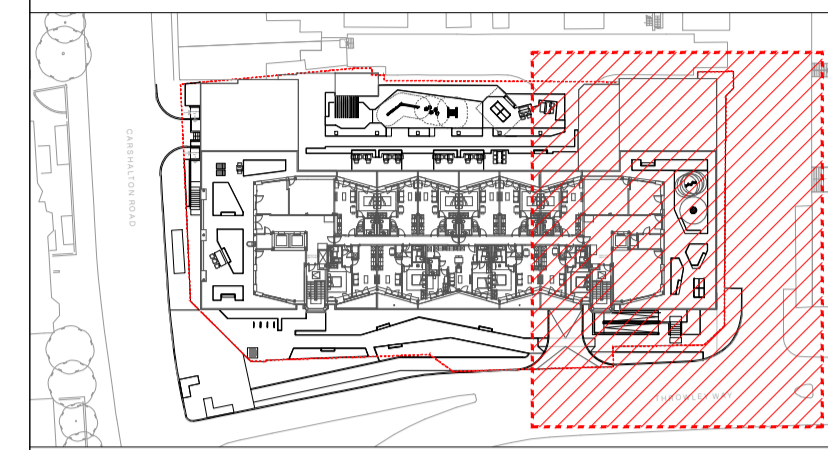
-  SITE BOUNDARY
- LEVELS**
-  PROPOSED SPOT LEVEL
-  PROPOSED FINISHED FLOOR LEVEL
-  PROPOSED SLAB SURFACE LEVEL
-  PROPOSED TOP AND BOTTOM OF PLANTER LEVEL
-  PROPOSED TOP OF BENCH LEVEL
-  PROPOSED TOP OF EDGE LEVEL
-  TOK: PROPOSED TOP OF KERB LEVEL
BOK: PROPOSED BOTTOM OF KERB LEVEL
-  EXISTING LEVEL RETAINED
-  PROPOSED GRADIENT

ALL LEVELS TO BE CONFIRMED WITH BUILDING OFFICER

No dimensions are to be scaled from this drawing. All dimensions are to be checked on site. Area measurements for indicative purposes only.

This drawing is the property of Exterior Architecture Ltd. No part of the drawing may be reproduced in any manner without permission from Exterior Architecture Ltd.

Client
SHEEN LANE DEVELOPMENTS



LOCATION PLAN

----	----	----
----	----	----
----	----	----
----	----	----
----	----	----
----	----	----
----	----	----
T02	ISSUE FOR TENDER	26.04.2024
T01	FOR REVIEW AND COORDINATION	22.12.2022
Rev	Description	Date

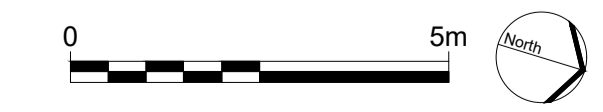
EXTERIOR ARCHITECTURE
LONDON
Unit 17.1, The Leather Market, 11-13 Weston Street, London, SE1 3ER
MANCHESTER
Studio 537, The Royal Exchange, St Anns Square, Manchester, M2 7DH
E-MAIL office@exteriorarchitecture.com
WEB www.exteriorarchitecture.com

Project title
SUTTON PARK HOUSE

Drawing title
LEVELS & SURFACE DRAINAGE PLAN -LEVEL 08 - SHEET 02

Issued By	London	T: 020 7978 2101
Scale	1:100 @ A1	Drawn ExA
Status	TENDER	Checked VK
Date	22.12.2022	Approved SM

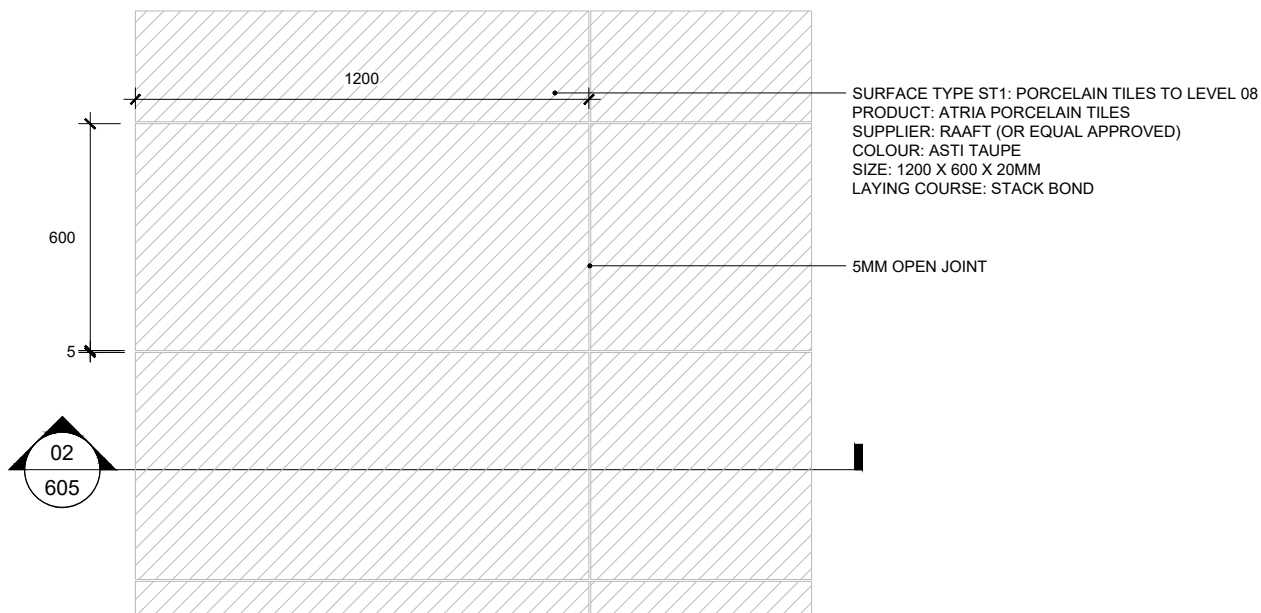
Drawing number	2256-EXA-ZZ-08-DR-L-00304	Revision	T02
----------------	---------------------------	----------	-----



No dimensions are to be scaled from this drawing.
 All dimensions are to be checked on site.
 Area measurements for indicative purposes only.

This drawing is the property of Exterior Architecture Ltd.
 No part of the drawing may be reproduced in any manner without
 permission from Exterior Architecture Ltd.


Client
SHEEN LANE DEVELOPMENTS



SURFACE TYPE ST1: PORCELAIN TILES TO LEVEL 08
 PRODUCT: ATRIA PORCELAIN TILES
 SUPPLIER: RAAFT (OR EQUAL APPROVED)
 COLOUR: ASTI TAUPE
 SIZE: 1200 X 600 X 20MM
 LAYING COURSE: STACK BOND

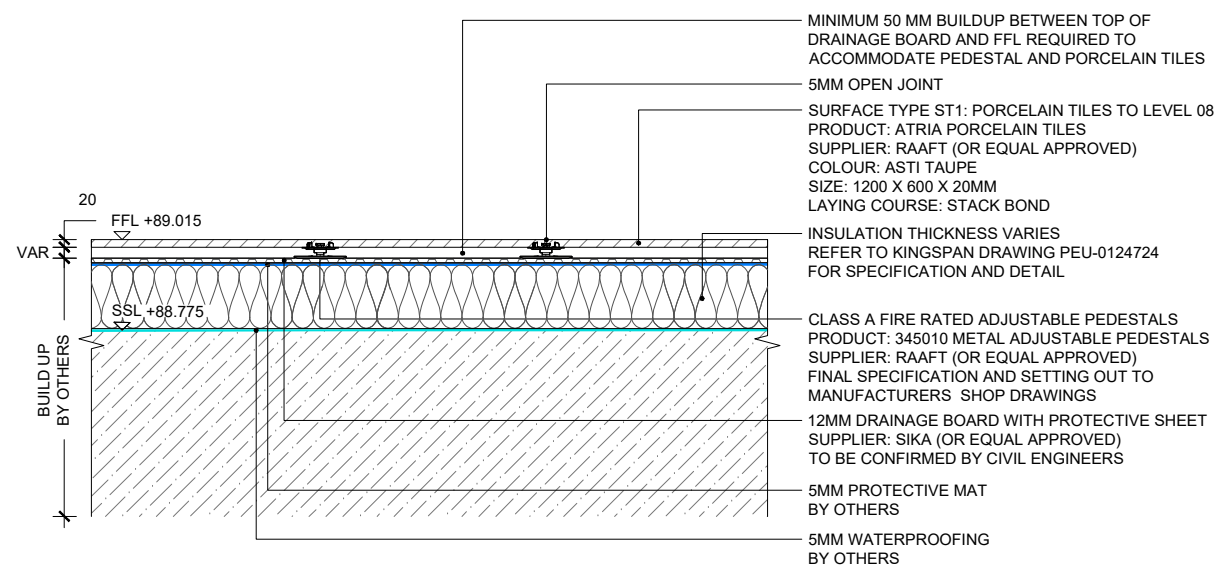
5MM OPEN JOINT

01 SURFACE TYPE ST1: PORCELAIN TILES TO LEVEL 08
 00605 PLAN SCALE 1:20



SURFACE TYPE ST8: ARTIFICIAL LAWN TO LEVEL 08
 PRODUCT: BELGRAVIA ARTIFICIAL GRASS
 SUPPLIER: EASIGRASS (OR EQUAL APPROVED)
 SIZE: 40MM THICK

03 SURFACE TYPE ST8: ARTIFICIAL LAWN TO LEVEL 08
 00605 PLAN SCALE 1:20



MINIMUM 50 MM BUILDUP BETWEEN TOP OF DRAINAGE BOARD AND FFL REQUIRED TO ACCOMMODATE PEDESTAL AND PORCELAIN TILES

5MM OPEN JOINT

SURFACE TYPE ST1: PORCELAIN TILES TO LEVEL 08
 PRODUCT: ATRIA PORCELAIN TILES
 SUPPLIER: RAAFT (OR EQUAL APPROVED)
 COLOUR: ASTI TAUPE
 SIZE: 1200 X 600 X 20MM
 LAYING COURSE: STACK BOND

INSULATION THICKNESS VARIES REFER TO KINGSPAN DRAWING PEU-0124724 FOR SPECIFICATION AND DETAIL

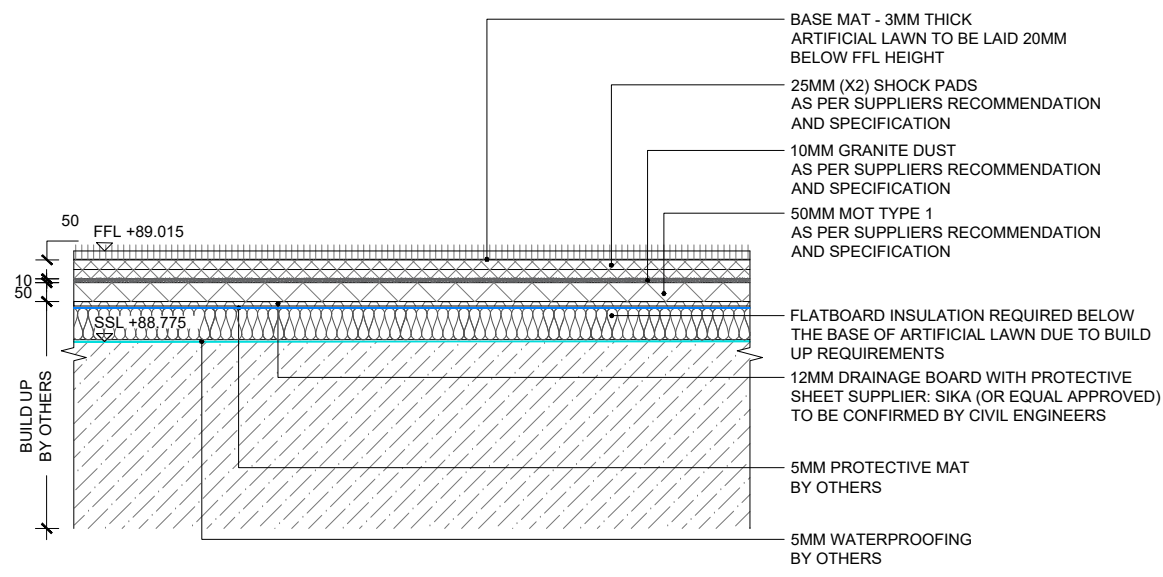
CLASS A FIRE RATED ADJUSTABLE PEDESTALS
 PRODUCT: 345010 METAL ADJUSTABLE PEDESTALS
 SUPPLIER: RAAFT (OR EQUAL APPROVED)
 FINAL SPECIFICATION AND SETTING OUT TO MANUFACTURERS SHOP DRAWINGS

12MM DRAINAGE BOARD WITH PROTECTIVE SHEET
 SUPPLIER: SIKA (OR EQUAL APPROVED)
 TO BE CONFIRMED BY CIVIL ENGINEERS

5MM PROTECTIVE MAT BY OTHERS

5MM WATERPROOFING BY OTHERS

02 SURFACE TYPE ST1: PORCELAIN TILES TO LEVEL 08
 00605 SECTION SCALE 1:20



BASE MAT - 3MM THICK
 ARTIFICIAL LAWN TO BE LAID 20MM BELOW FFL HEIGHT

25MM (X2) SHOCK PADS
 AS PER SUPPLIERS RECOMMENDATION AND SPECIFICATION

10MM GRANITE DUST
 AS PER SUPPLIERS RECOMMENDATION AND SPECIFICATION

50MM MOT TYPE 1
 AS PER SUPPLIERS RECOMMENDATION AND SPECIFICATION

FLATBOARD INSULATION REQUIRED BELOW THE BASE OF ARTIFICIAL LAWN DUE TO BUILD UP REQUIREMENTS

12MM DRAINAGE BOARD WITH PROTECTIVE SHEET
 SUPPLIER: SIKA (OR EQUAL APPROVED)
 TO BE CONFIRMED BY CIVIL ENGINEERS

5MM PROTECTIVE MAT BY OTHERS

5MM WATERPROOFING BY OTHERS

04 SURFACE TYPE ST8: ARTIFICIAL LAWN TO LEVEL 08
 00605 SECTION SCALE 1:20

Rev	Description	Date
T01	ISSUE FOR TENDER	26.04.2024
	Description	Date

EXTERIOR ARCHITECTURE
 LONDON
 Unit 17.1, The Leather Market, 11-13 Weston Street, London, SE1 3ER
 MANCHESTER
 Studio 537, The Royal Exchange, St Anns Square, Manchester, M2 7DH

E-MAIL office@exteriorarchitecture.com
 WEB www.exteriorarchitecture.com

Project title
SUTTON PARK HOUSE

Drawing title
HARD LANDSCAPE DETAILS - SHEET 06

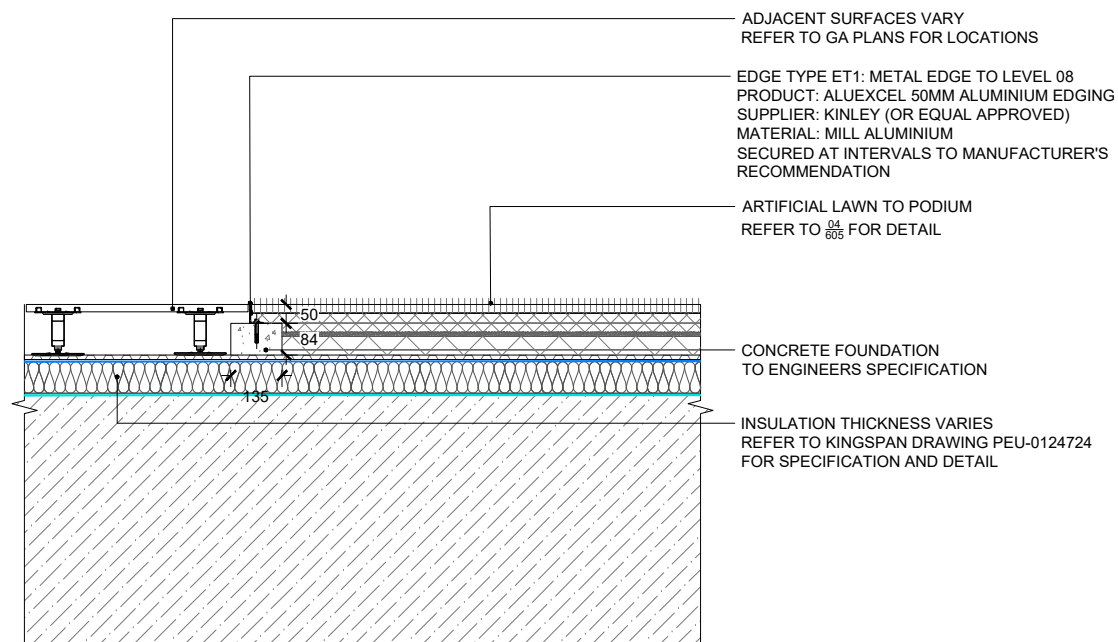
Issued By	London	T: 020 7978 2101
Scale	1:20 @ A3	Drawn ExA
Status	TENDER	Checked VK
Date	26.04.2024	Approved SM
Drawing number	2256-EXA-ZZ-08-DR-L-00605	Revision T01

C:\USERS\WILLBONE\DESKTOP\PROJECTS\SUTTON HOUSE\02 CAD\03 SHEET LAYOUT\02 RIBA 4 TENDER\2256-EXA-ZZ-08-DR-L-00605.DWG

No dimensions are to be scaled from this drawing.
 All dimensions are to be checked on site.
 Area measurements for indicative purposes only.

This drawing is the property of Exterior Architecture Ltd.
 No part of the drawing may be reproduced in any manner without
 permission from Exterior Architecture Ltd.

Client
SHEEN LANE DEVELOPMENTS



ADJACENT SURFACES VARY
 REFER TO GA PLANS FOR LOCATIONS

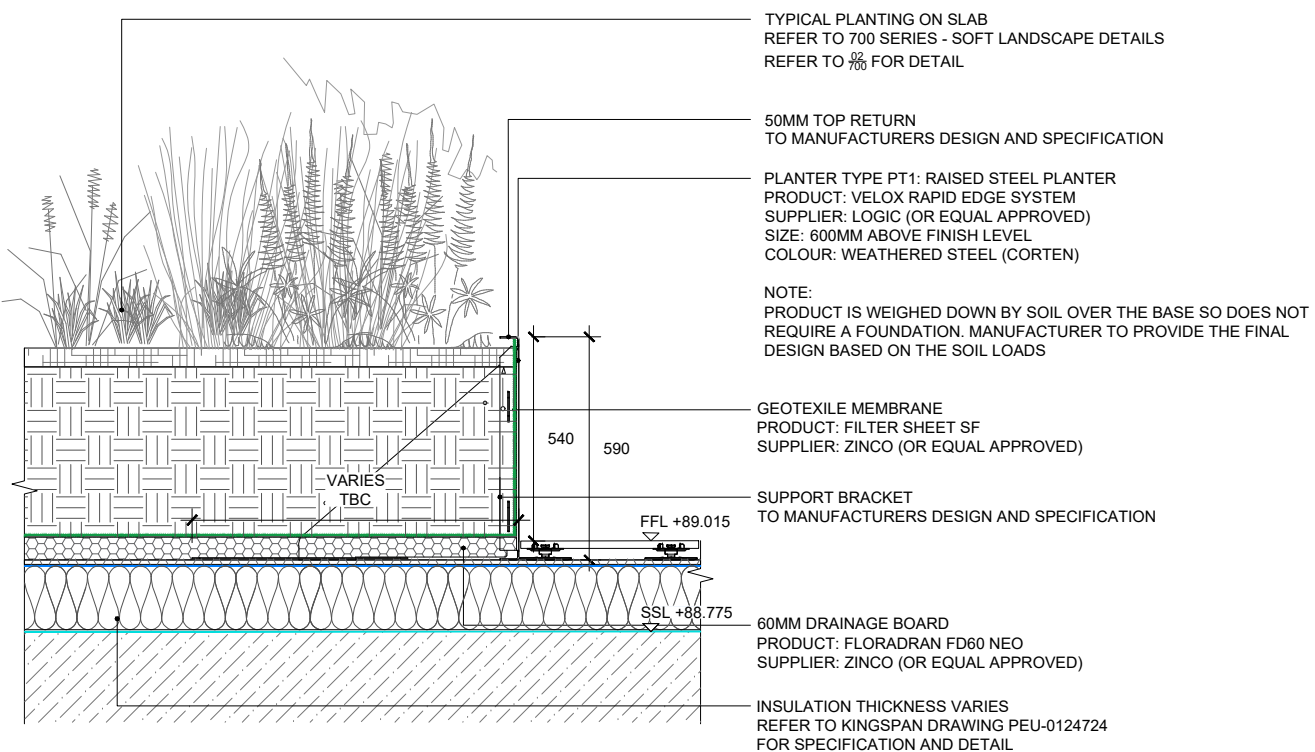
EDGE TYPE ET1: METAL EDGE TO LEVEL 08
 PRODUCT: ALUExcel 50MM ALUMINIUM EDGING
 SUPPLIER: KINLEY (OR EQUAL APPROVED)
 MATERIAL: MILL ALUMINIUM
 SECURED AT INTERVALS TO MANUFACTURER'S
 RECOMMENDATION

ARTIFICIAL LAWN TO PODIUM
 REFER TO 06 FOR DETAIL

CONCRETE FOUNDATION
 TO ENGINEERS SPECIFICATION

INSULATION THICKNESS VARIES
 REFER TO KINGSPAN DRAWING PEU-0124724
 FOR SPECIFICATION AND DETAIL

01 EDGE TYPE ET1: METAL EDGE TO LEVEL 08
 00614 SECTION SCALE 1:20



TYPICAL PLANTING ON SLAB
 REFER TO 700 SERIES - SOFT LANDSCAPE DETAILS
 REFER TO 700 FOR DETAIL

50MM TOP RETURN
 TO MANUFACTURERS DESIGN AND SPECIFICATION

PLANTER TYPE PT1: RAISED STEEL PLANTER
 PRODUCT: VELOX RAPID EDGE SYSTEM
 SUPPLIER: LOGIC (OR EQUAL APPROVED)
 SIZE: 600MM ABOVE FINISH LEVEL
 COLOUR: WEATHERED STEEL (CORTEN)

NOTE:
 PRODUCT IS WEIGHED DOWN BY SOIL OVER THE BASE SO DOES NOT
 REQUIRE A FOUNDATION. MANUFACTURER TO PROVIDE THE FINAL
 DESIGN BASED ON THE SOIL LOADS

GEOTEXILE MEMBRANE
 PRODUCT: FILTER SHEET SF
 SUPPLIER: ZINCO (OR EQUAL APPROVED)

SUPPORT BRACKET
 TO MANUFACTURERS DESIGN AND SPECIFICATION

60MM DRAINAGE BOARD
 PRODUCT: FLORADRAN FD60 NEO
 SUPPLIER: ZINCO (OR EQUAL APPROVED)

INSULATION THICKNESS VARIES
 REFER TO KINGSPAN DRAWING PEU-0124724
 FOR SPECIFICATION AND DETAIL

02 PLANTER TYPE PT1: RAISED STEEL PLANTER TO LEVEL 08
 00614 SECTION SCALE 1:20

Rev	Description	Date
T01	ISSUE FOR TENDER	26.04.2024
	Issue	

EXTERIOR ARCHITECTURE
 LONDON
 Unit 17.1, The Leather Market, 11-13 Weston Street, London, SE1 3ER
 MANCHESTER
 Studio 537, The Royal Exchange, St Anns Square, Manchester, M2 7DH

E-MAIL office@exteriorarchitecture.com
 WEB www.exteriorarchitecture.com

Project title
SUTTON PARK HOUSE

Drawing title
EDGES AND BOUNDARIES DETAILS - SHEET 05

Issued By	London	T: 020 7978 2101
Scale	1:20 @ A3	Drawn ExA
Status	TENDER	Checked VK
Date	26.04.2024	Approved SM

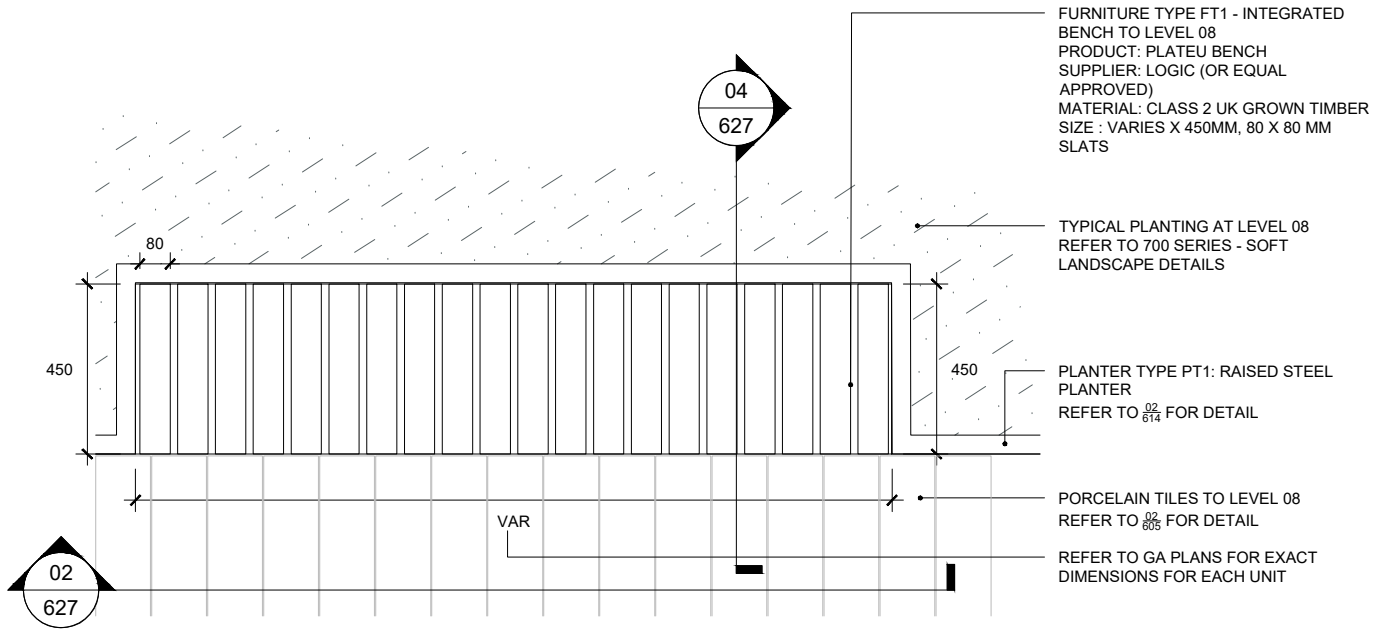
Drawing number	Revision
2256-EXA-ZZ-08-DR-L-00614	T01

C:\USERS\WILLBONEDRIVE\DESKTOP\PROJECTS\SUTTON HOUSE\02 CAD\03 SHEET LAYOUT\02 RIBA 4 TENDER\2256-EXA-ZZ-08-DR-L-00614.DWG

No dimensions are to be scaled from this drawing.
 All dimensions are to be checked on site.
 Area measurements for indicative purposes only.

This drawing is the property of Exterior Architecture Ltd.
 No part of the drawing may be reproduced in any manner without
 permission from Exterior Architecture Ltd.

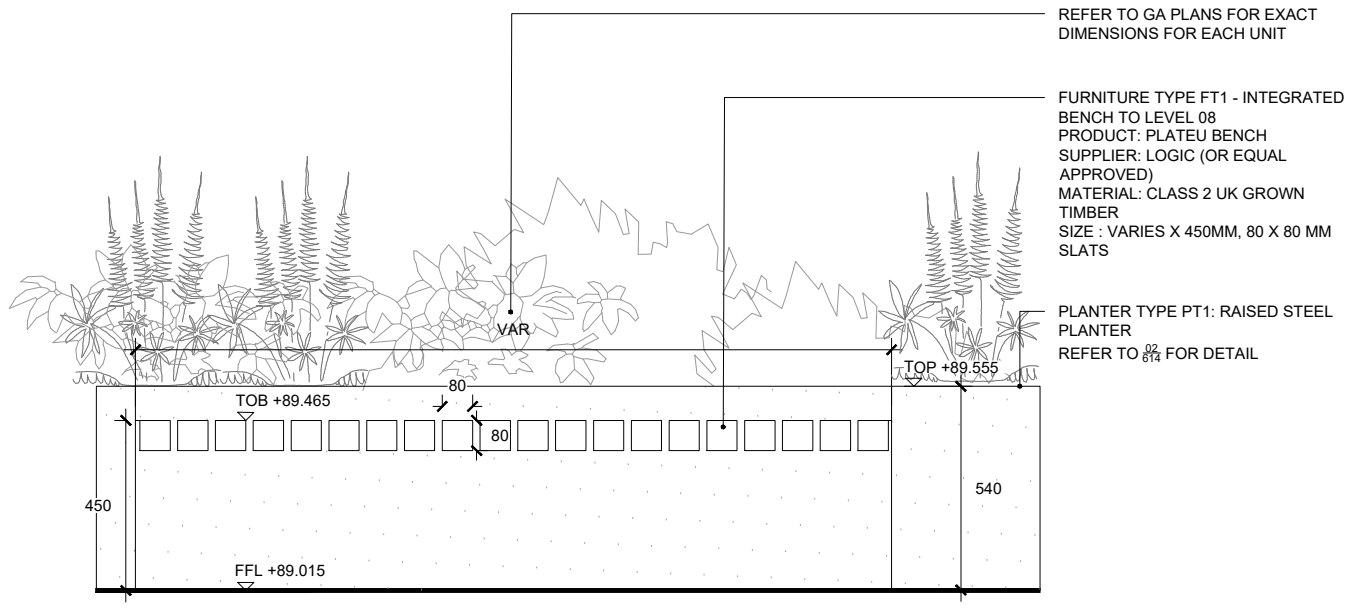
Client
SHEEN LANE DEVELOPMENTS



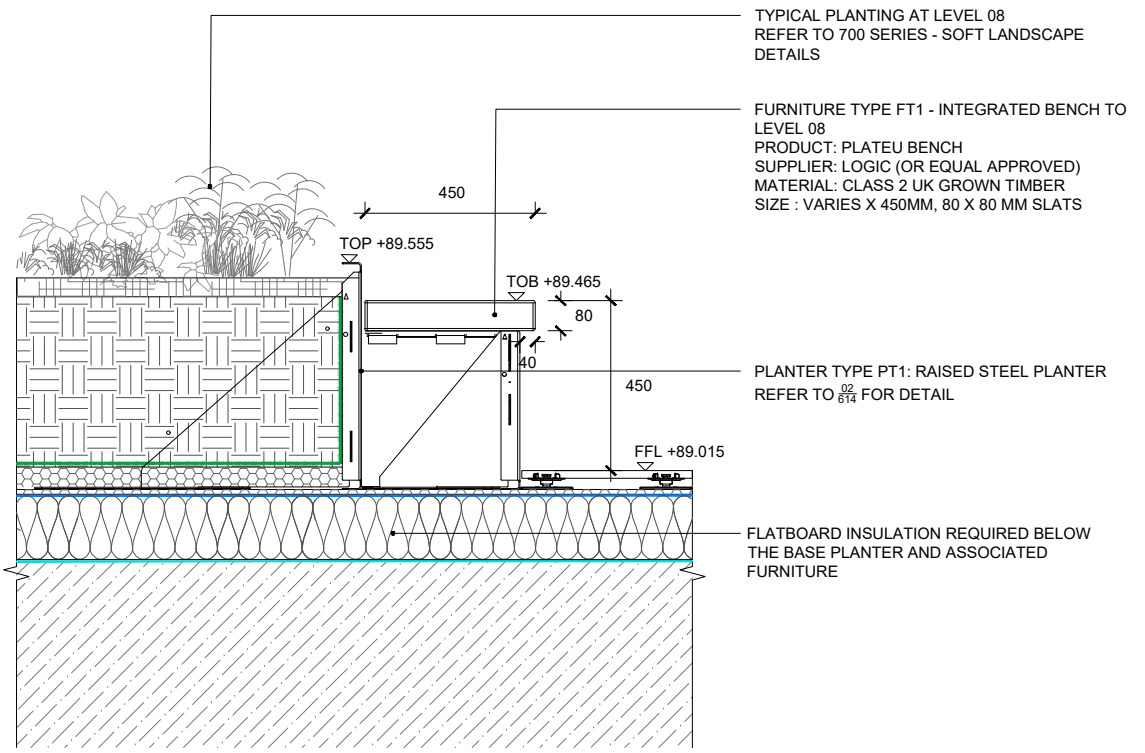
01 FURNITURE TYPE FT1: INTEGRATED BENCH TO LEVEL 08
 00627 PLAN SCALE 1:20



03 FURNITURE TYPE FT1: INTEGRATED BENCH TO LEVEL 08
 00627 REFERENCE IMAGE NTS



02 FURNITURE TYPE FT1: INTEGRATED BENCH TO LEVEL 08
 00627 ELEVATION SCALE 1:20



04 FURNITURE TYPE FT1: INTEGRATED BENCH TO LEVEL 08
 00627 SECTION SCALE 1:20

---	---	---
---	---	---
---	---	---
---	---	---
---	---	---
---	---	---
---	---	---
---	---	---
---	---	---
---	---	---
T01	ISSUE FOR TENDER	26.04.2024
Rev	Description	Date

EXTERIOR ARCHITECTURE

LONDON
 Unit 17.1, The Leather Market, 11-13 Weston Street, London, SE1 3ER

MANCHESTER
 Studio 537, The Royal Exchange, St Anns Square, Manchester, M2 7DH

E-MAIL office@exteriorarchitecture.com
 WEB www.exteriorarchitecture.com

Project title
SUTTON PARK HOUSE

Drawing title
FURNITURE DETAILS - SHEET 08

Issued By	London	T: 020 7978 2101
Scale	1:20 @ A3	Drawn ExA
Status	TENDER	Checked VK
Date	26.04.2024	Approved SM

Drawing number
 2256-EXA-ZZ-08-DR-L-00627

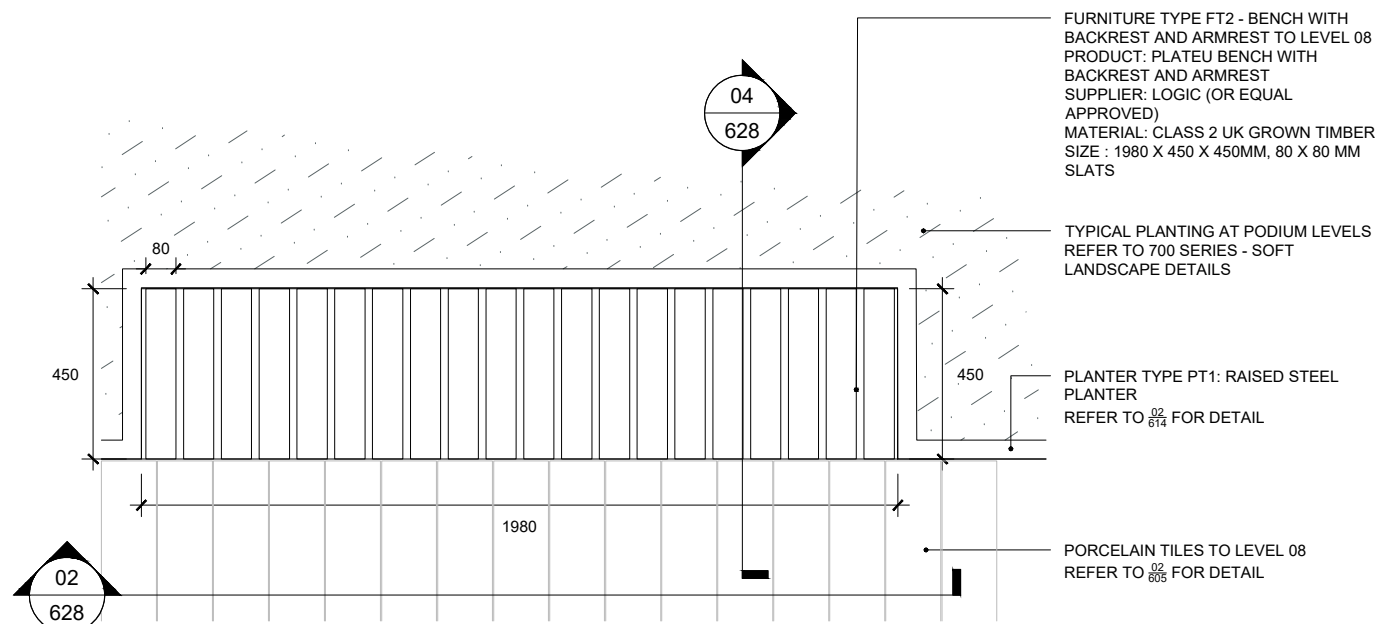
Revision
 T01

C:\USERS\WILLBONEDRIVE\DESKTOP\PROJECTS\SUTTON HOUSE\02 CAD\03 SHEET LAYOUT\02 RIBA 4 TENDER\2256-EXA-ZZ-08-DR-L-00627.DWG

No dimensions are to be scaled from this drawing.
 All dimensions are to be checked on site.
 Area measurements for indicative purposes only.

This drawing is the property of Exterior Architecture Ltd.
 No part of the drawing may be reproduced in any manner without
 permission from Exterior Architecture Ltd.

Client
SHEEN LANE DEVELOPMENTS



FURNITURE TYPE FT2 - BENCH WITH BACKREST AND ARMREST TO LEVEL 08
 PRODUCT: PLATEU BENCH WITH BACKREST AND ARMREST
 SUPPLIER: LOGIC (OR EQUAL APPROVED)
 MATERIAL: CLASS 2 UK GROWN TIMBER
 SIZE : 1980 X 450 X 450MM, 80 X 80 MM SLATS

TYPICAL PLANTING AT PODIUM LEVELS
 REFER TO 700 SERIES - SOFT LANDSCAPE DETAILS

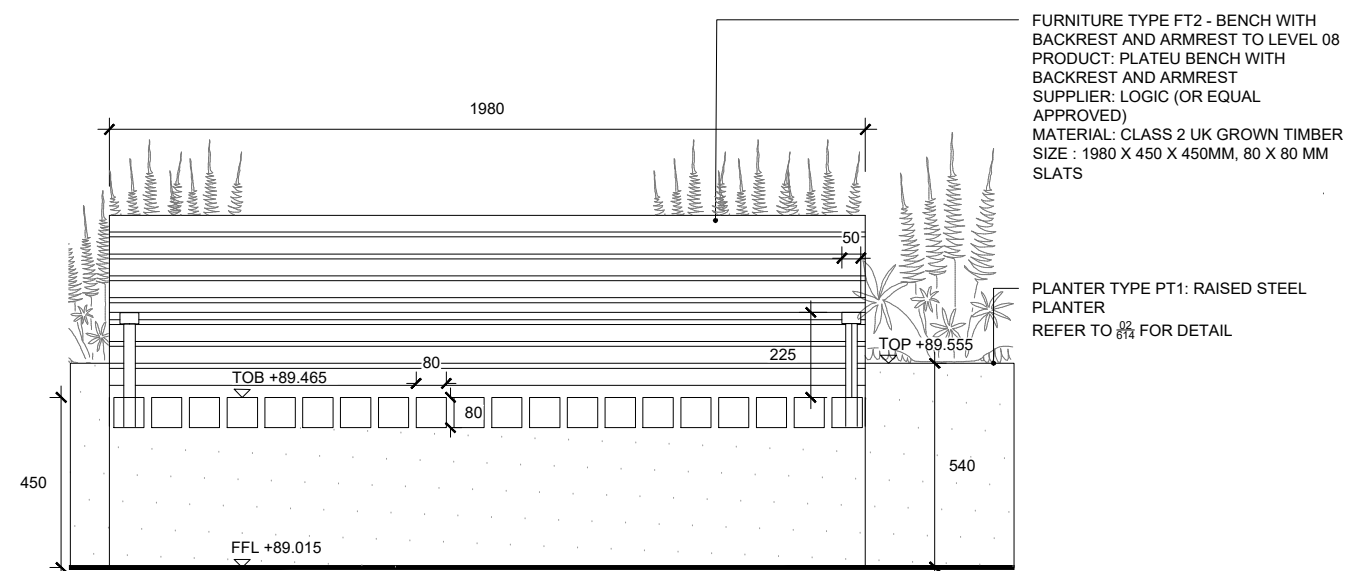
PLANTER TYPE PT1: RAISED STEEL PLANTER
 REFER TO 02 FOR DETAIL

PORCELAIN TILES TO LEVEL 08
 REFER TO 02 FOR DETAIL



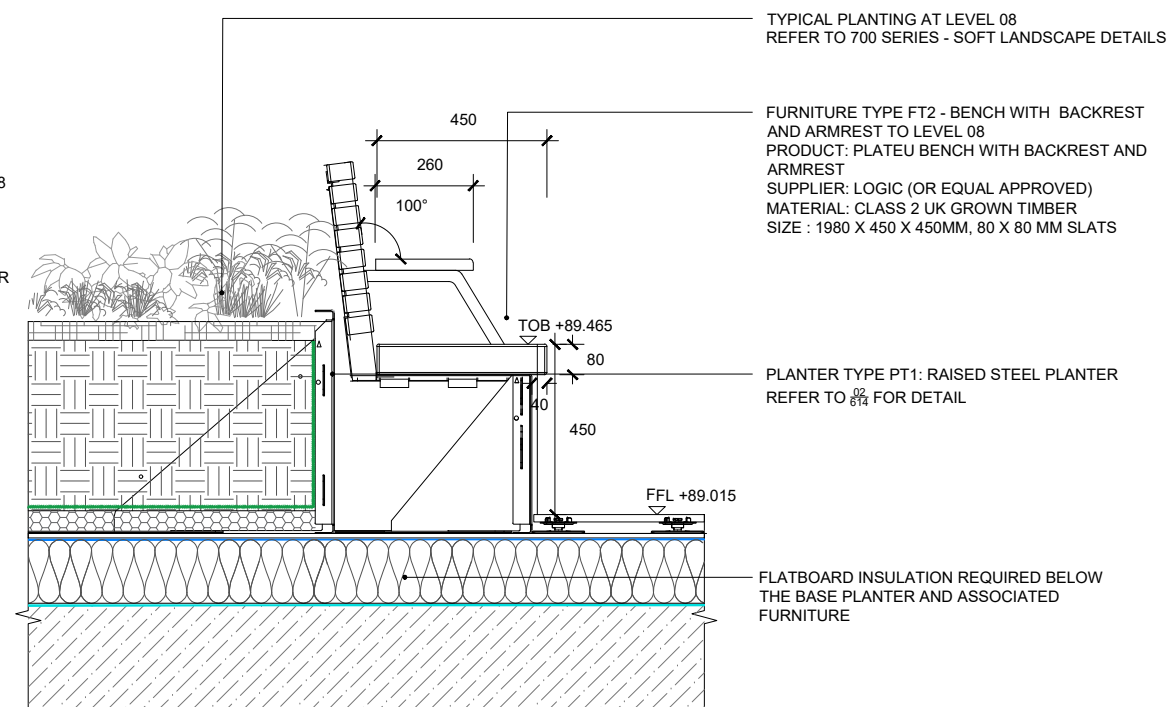
01 FURNITURE TYPE FT2: BENCH WITH BACKREST AND ARMREST TO LEVEL 08
 00628 PLAN SCALE 1:20

03 FURNITURE TYPE FT2: BENCH WITH BACKREST AND ARMREST TO LEVEL 08
 00628 REFERENCE IMAGE NTS



FURNITURE TYPE FT2 - BENCH WITH BACKREST AND ARMREST TO LEVEL 08
 PRODUCT: PLATEU BENCH WITH BACKREST AND ARMREST
 SUPPLIER: LOGIC (OR EQUAL APPROVED)
 MATERIAL: CLASS 2 UK GROWN TIMBER
 SIZE : 1980 X 450 X 450MM, 80 X 80 MM SLATS

PLANTER TYPE PT1: RAISED STEEL PLANTER
 REFER TO 02 FOR DETAIL



TYPICAL PLANTING AT LEVEL 08
 REFER TO 700 SERIES - SOFT LANDSCAPE DETAILS

FURNITURE TYPE FT2 - BENCH WITH BACKREST AND ARMREST TO LEVEL 08
 PRODUCT: PLATEU BENCH WITH BACKREST AND ARMREST
 SUPPLIER: LOGIC (OR EQUAL APPROVED)
 MATERIAL: CLASS 2 UK GROWN TIMBER
 SIZE : 1980 X 450 X 450MM, 80 X 80 MM SLATS

PLANTER TYPE PT1: RAISED STEEL PLANTER
 REFER TO 02 FOR DETAIL

FLATBOARD INSULATION REQUIRED BELOW THE BASE PLANTER AND ASSOCIATED FURNITURE

02 FURNITURE TYPE FT2: BENCH WITH BACKREST AND ARMREST TO LEVEL 08
 00628 ELEVATION SCALE 1:20

04 FURNITURE TYPE FT2: BENCH WITH BACKREST AND ARMREST TO LEVEL 08
 00628 SECTION SCALE 1:20

Rev	Description	Date
T01	ISSUE FOR TENDER	26.04.2024
	Issue	

EXTERIOR ARCHITECTURE
 LONDON
 Unit 17.1, The Leather Market, 11-13 Weston Street, London, SE1 3ER
 MANCHESTER
 Studio 537, The Royal Exchange, St Anns Square, Manchester, M2 7DH

E-MAIL office@exteriorarchitecture.com
 WEB www.exteriorarchitecture.com

Project title
SUTTON PARK HOUSE

Drawing title
FURNITURE DETAILS - SHEET 09

Issued By	London	T: 020 7978 2101
Scale	1:20 @ A3	Drawn ExA
Status	TENDER	Checked VK
Date	26.04.2024	Approved SM

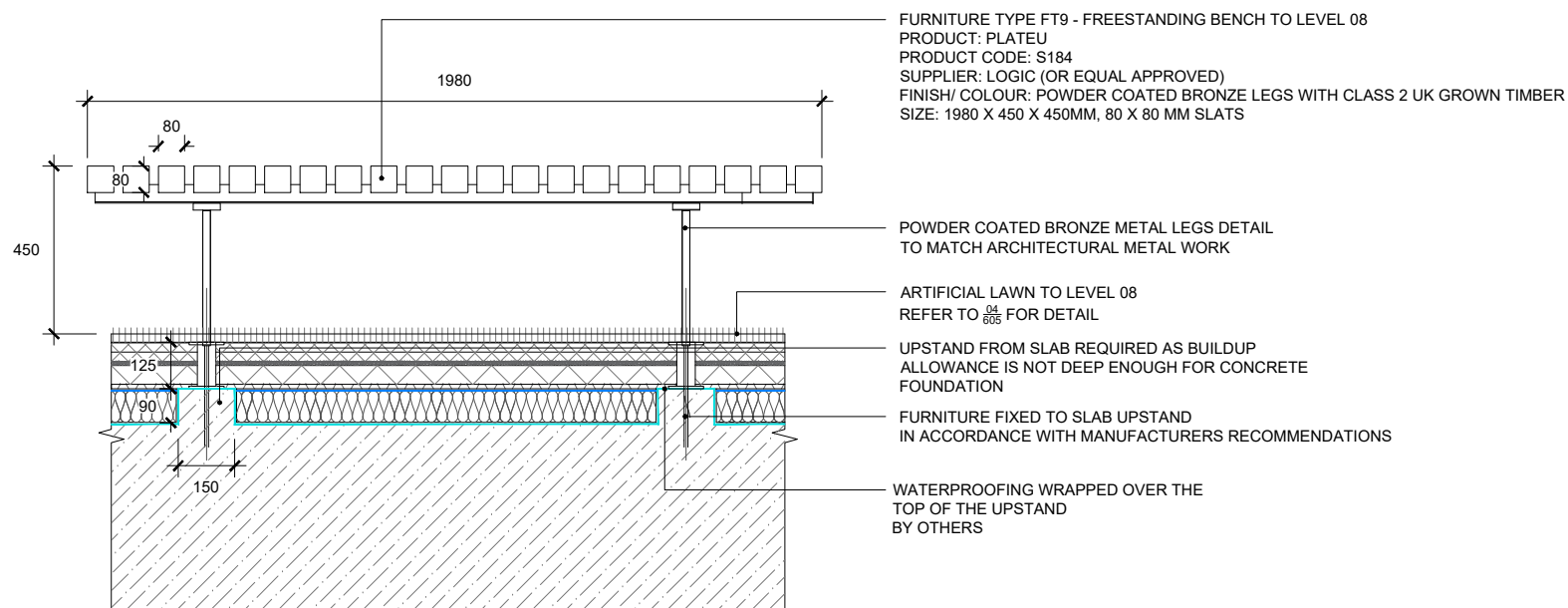
Drawing number
 2256-EXA-ZZ-08-DR-L-00628

Revision
 T01

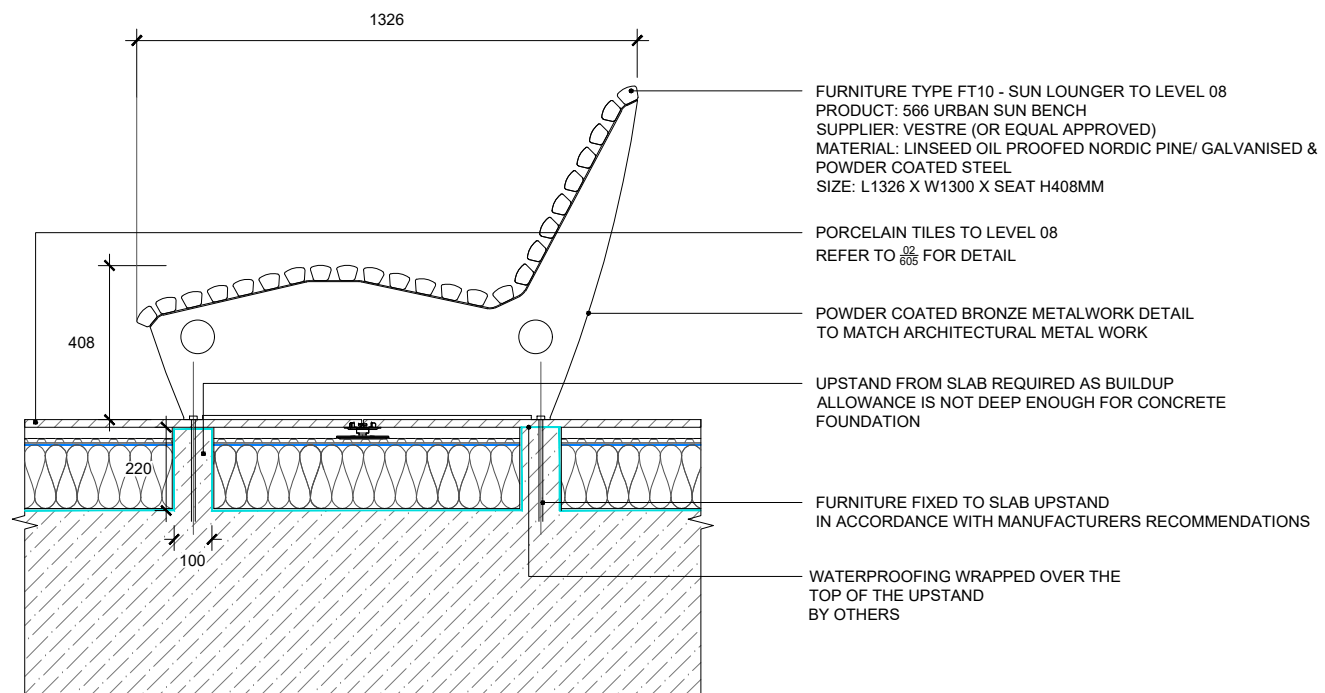
No dimensions are to be scaled from this drawing.
 All dimensions are to be checked on site.
 Area measurements for indicative purposes only.

This drawing is the property of Exterior Architecture Ltd.
 No part of the drawing may be reproduced in any manner without
 permission from Exterior Architecture Ltd.

Client
SHEEN LANE DEVELOPMENTS



01 FURNITURE TYPE 9: FREESTANDING BENCH TO LEVEL 08
 00629 SECTION SCALE 1:20



02 FURNITURE TYPE 10: SUN LOUNGER TO LEVEL 08
 00629 SECTION SCALE 1:20

Rev	Description	Date
T01	ISSUE FOR TENDER	26.04.2024

EXTERIOR ARCHITECTURE
 LONDON
 Unit 17.1, The Leather Market, 11-13 Weston Street, London, SE1 3ER
 MANCHESTER
 Studio 537, The Royal Exchange, St Anns Square, Manchester, M2 7DH
 E-MAIL office@exteriorarchitecture.com
 WEB www.exteriorarchitecture.com

Project title
SUTTON PARK HOUSE

Drawing title
FURNITURE DETAILS - SHEET 10

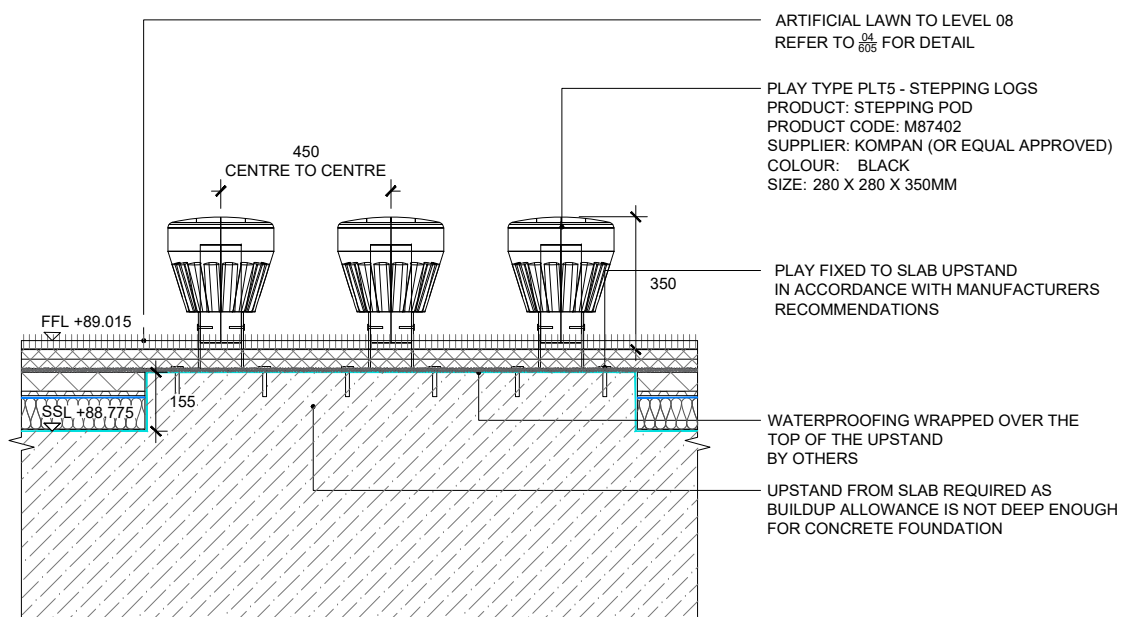
Issued By	London	T: 020 7978 2101
Scale	1:20 @ A3	Drawn ExA
Status	TENDER	Checked VK
Date	26.04.2024	Approved SM
Drawing number	2256-EXA-ZZ-08-DR-L-00629	Revision T01

C:\USERS\WILLBONEDRIVE\DESKTOP\PROJECTS\SUTTON HOUSE\02 CAD\03 SHEET LAYOUT\02 RIBA 4 TENDER\2256-EXA-ZZ-08-DR-L-00629.DWG

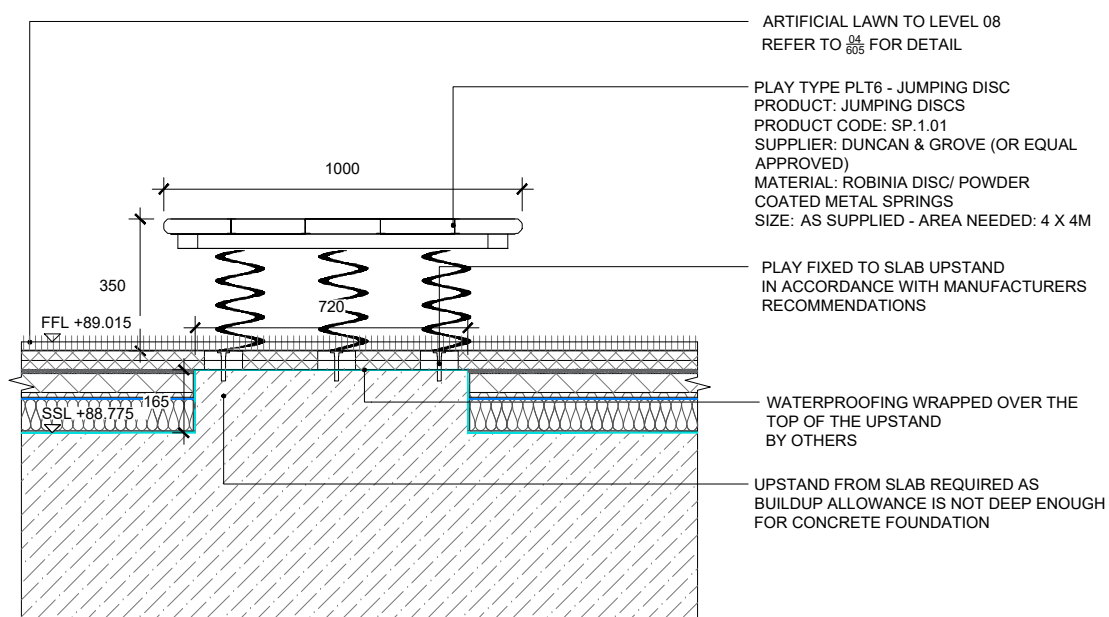
No dimensions are to be scaled from this drawing.
All dimensions are to be checked on site.
Area measurements for indicative purposes only.

This drawing is the property of Exterior Architecture Ltd.
No part of the drawing may be reproduced in any manner without
permission from Exterior Architecture Ltd.

Client
SHEEN LANE DEVELOPMENTS



01 PLAY TYPE PLT5 - STEPPING LOGS
00632 SECTION SCALE 1:20



01 PLAY TYPE PLT6 - JUMPING DISC
00632 SECTION SCALE 1:20

Rev	Description	Date
T01	ISSUE FOR TENDER	26.04.2024

EXTERIOR ARCHITECTURE
LONDON
Unit 17.1, The Leather Market, 11-13 Weston Street, London, SE1 3ER
MANCHESTER
Studio 537, The Royal Exchange, St Anns Square, Manchester, M2 7DH
E-MAIL office@exteriorarchitecture.com
WEB www.exteriorarchitecture.com

Project title
SUTTON PARK HOUSE



Drawing title
PLAY DETAILS - SHEET 03

Issued By	London	T: 020 7978 2101
Scale	1:20 @ A3	Drawn ExA
Status	TENDER	Checked VK
Date	26.04.2024	Approved SM


Drawing number
2256-EXA-ZZ-08-DR-L-00632
Revision
T01

CODE	REFERENCE IMAGE	AREA / APPLICATION	PRODUCT / MATERIAL	COLOUR + FINISH	SIZE + INSTALLATION RECOMMENDATIONS	DRAWING REFERENCE	SUPPLIER / MANUFACTURER
------	-----------------	--------------------	--------------------	-----------------	-------------------------------------	-------------------	-------------------------


SURFACE TYPES

ST1		DECKING SYSTEM	FARRINO PORCELAIN DECKING	C: PARMA MOGNO F: SLIP RESISTANCE +50 PTV WET	1200 X 200X 20MM STACK BOND INSTALLATION TO BE IN LINE W/ MANUFACTURER'S SPECIFICATIONS + DETAILS	2256-EXA-ZZ-08-DR-L-00605	RAAFT 1 OLD STREET LONDON EC1V 9HL 020 3146 7879 enquiries@raaft.co
ST8		ARTIFICIAL LAWN	BELGRAVIA ARTIFICIAL GRASS	N/A	40MM THICK	2256-EXA-ZZ-08-DR-L-00605	EASIGRASS 117 LOWER RICHMOND ROAD LONDON SW15 1EX 0800 488 0070 reception@easigrass.com







EDGE TYPES

ET1		METAL EDGE TO LAWN & HARD SURFACES	RIGID ALUExcel EDGING	M : MILL ALUMINIUM	50MM HIGH INSTALLATION TO BE IN LINE W/ MANUFACTURER'S SPECIFICATIONS + DETAILS	2256-EXA-ZZ-08-DR-L-00614	KINLEY LTD NORTHPOINT, COMPASS PARK, STAPLECROSS, EAST SUSSEX, TN32 5BS Sales@kinley.co.uk www.kinley.co.uk
-----	---	------------------------------------	-----------------------	--------------------	---	---------------------------	--

RAISED PLANTERS

PT1		RAISED STEEL PLANTER	VELOX RAPID EDGE SYSTEM	F: 3MM WEATHERED STEEL (CORTEN) 50MM COPING FOLD	HEIGHT 540MM AFL, HEIGHT INSTALLATION TO BE IN LINE W/ MANUFACTURER'S SPECIFICATIONS + DETAILS	2256-EXA-ZZ-08-DR-L-00614	LOGIC MANUFACTURED BESPOKE Pennine House Hurricane Court Stockton-on-Tees TS18 3TL 01642 373400
-----	---	----------------------	-------------------------	---	--	---------------------------	--


FURNITURE TYPES

FT1		PLANTER INTEGRATED PLATEU BENCH	PLATEU BENCH	M : CLASS 2 UK GROWN TIMBER	VARIES X 450MM 80X80MM SLATS	2256-EXA-ZZ-08-DR-L-00627	LOGIC MANUFACTURED BESPOKE Pennine House Hurricane Court Stockton-on-Tees TS18 3TL 01642 373400
FT2		PLANTER INTEGRATED PLATEU BENCH WITH BACKREST AND ARMREST	PLATEU BENCH	M : CLASS 2 UK GROWN TIMBER	1980X450X450MM 80X80MM SLATS	2256-EXA-ZZ-08-DR-L-00628	LOGIC MANUFACTURED BESPOKE Pennine House Hurricane Court Stockton-on-Tees TS18 3TL 01642 373400
FT3		LARGE METAL TABLE	HAY PALISSADE RECTANGULAR TABLE	C : OLIVE, POWDER COATED STEEL	800X1280X700MM	2256-EXA-ZZ-00-DR-L-00622	SKANDIUM 020 3478 4715 contracts@skandium.com
FT4		METAL CHAIR	HAY PALISSADE ARMCHAIR	C : OLIVE, POWDER COATED STEEL	800X510X560MM / SEAT HEIGHT 450MM	2256-EXA-ZZ-00-DR-L-00622	SKANDIUM 020 3478 4715 contracts@skandium.com
FT5		SMALL METAL TABLE	HAY PALISSADE SQUARE TABLE	C : OLIVE, POWDER COATED STEEL	740X800X800MM	2256-EXA-ZZ-00-DR-L-00622	SKANDIUM 020 3478 4715 contracts@skandium.com
FT9		FREESTANDING BENCH	PLATEU BENCH	M : CLASS 2 UK GROWN TIMBER F : POWDER COATED BRONZE LEGS	1980X450X450MM 80X80MM SLATS	2256-EXA-ZZ-08-DR-L-00629	LOGIC MANUFACTURED BESPOKE Pennine House Hurricane Court Stockton-on-Tees TS18 3TL 01642 373400




NOTE:

- THIS DOCUMENT SHOULD BE READ IN CONJUNCTION WITH SUTTON HOUSE LATEST DRAWING INFORMATION AND SPECIFICATIONS DOCUMENTS.
- ALL IMAGES SHOWN ARE FOR INDICATIVE PURPOSES ONLY AND MAY NOT BE A TRUE REPRESENTATION OF THE END PRODUCTS.
- ALL PRODUCTS SHOWN ARE SUBJECT TO AVAILABILITY.

CODE	REFERENCE IMAGE	AREA / APPLICATION	PRODUCT / MATERIAL	COLOUR + FINISH	SIZE + INSTALLATION RECOMMENDATIONS	DRAWING REFERENCE	SUPPLIER / MANUFACTURER
------	-----------------	--------------------	--------------------	-----------------	-------------------------------------	-------------------	-------------------------

FT10		SUN LOUNGERS	566 URBAN SUN BENCH	LINSEED OIL PROOFED NORDIC PINE GALVANISED & POWDER COATED STEEL. RAL TBC	1326X1300XSEAT HEIGHT 408MM	2256-EXA-ZZ-08-DR-L-00629	VESTRE LTD 26 STORE STREET LONDON WC1E 7BT uk@vestre.com
------	---	--------------	---------------------	---	-----------------------------	---------------------------	--

PLAY TYPES

PLT4		OUTDOOR TABLE TENNIS TABLE	OUTDOOR TABLE TENNIS TABLE	M : AS SUPPLIED	2743X1525X820MM - TOTAL HEIGHT 970MM	2256-EXA-ZZ-08-DR-L-00630	KENGURU PRO LAUTERES STREET 4, RIGA LV-1002 +371 26332884 info@kenguru.pro.eu
PLT5		STEPPING POD	PRODUCT CODE : M67402	C : BLACK	280X280X280MM	2256-EXA-ZZ-08-DR-L-00632	KOMPAN SERENITY HOUSE FURZTON MILTON KEYNES, MK4 1GA +44 01908 201002
PLT6		JUMPING DISCS	PRODUCT CODE : SP.1.01	M : ROBINIA DISC F : PPC SPRINGS, RAL AS SUPPLIED	AS SUPPLIED	2256-EXA-ZZ-08-DR-L-00632	DUNCAN & GROVE UNIT 63B ROWFANT SAWMILLS WALLAGE LANE CRAWLEY, RH10 4NQ +44 020 7112 7551 sales.uk@duncanandgrove.com

No dimensions are to be scaled from this drawing. All dimensions are to be checked on site. Area measurements for indicative purposes only.

This drawing is the property of Exterior Architecture Ltd. No part of the drawing may be reproduced in any manner without permission from Exterior Architecture Ltd.

Client
SHEEN LANE DEVELOPMENTS

----	----	----
----	----	----
----	----	----
----	----	----
----	----	----
----	----	----
----	----	----
T01	ISSUE FOR TENDER	26.04.2024
Rev	Description	Date

EXTERIOR ARCHITECTURE

LONDON
Unit 17.1, The Leather Market, 11-13 Weston Street, London, SE1 3ER
MANCHESTER
Studio 537, The Royal Exchange, St Anns Square, Manchester, M2 7DH
E-MAIL office@exteriorarchitecture.com
WEB www.exteriorarchitecture.com

Project title
SUTTON PARK HOUSE

Drawing title
HARDWORKS + SOFTWORKS COMPENDIUM - SHEET 04

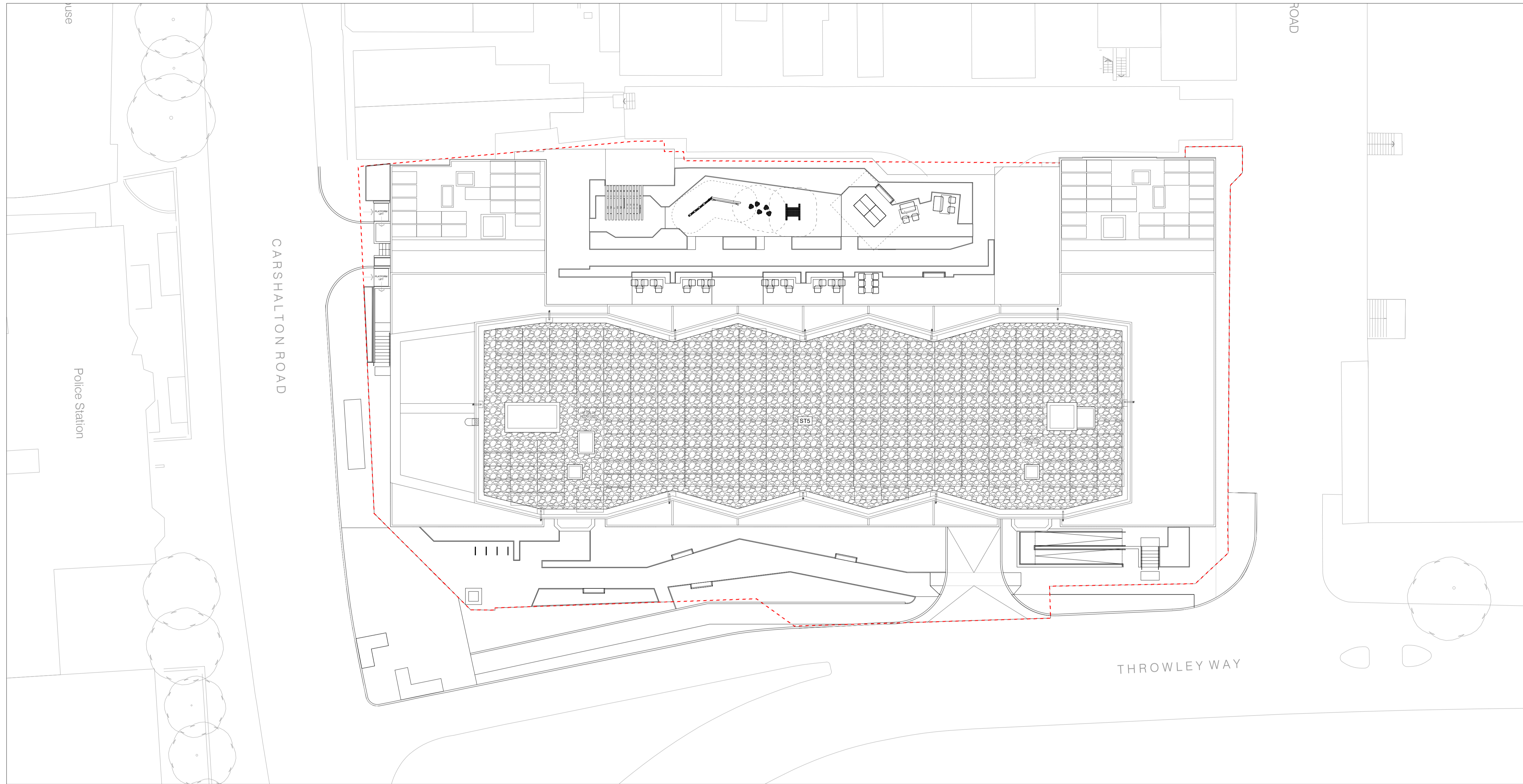
Issued By	London	T: 020 7978 2101
Scale	N/A	Drawn EXA
Status	TENDER	Checked VK
Date	26.04.2024	Approved SM

Drawing number
2256-EXA-ZZ-08-SH-L-00903
Revision
T01

No dimensions are to be scaled from this drawing.
All dimensions are to be checked on site.
Area measurements for indicative purposes only.

This drawing is the property of Exterior Architecture Ltd.
No part of the drawing may be reproduced in any manner
without permission from Exterior Architecture Ltd.

Client
**SHEEN LANE
DEVELOPMENTS**



**LEGEND - APPLICABLE TO ROOF GENERAL
ARRANGEMENT DRAWINGS**



SURFACE TYPES

SURFACE TYPE ST15 - PEBBLES TO ROOF LEVEL
PRODUCT: BEACH PEBBLES
SUPPLIER: STONEMARK OXFORDSHIRE LTD (OR EQUAL APPROVED)
COLOUR/FINISH: SILVER GREY/MATTE
SIZE: 20MM

----	----	----
----	----	----
----	----	----
----	----	----
----	----	----
----	----	----
----	----	----
----	----	----
T02	ISSUE FOR TENDER	26.04.2024
T01	FOR REVIEW AND COORDINATION	22.12.2022
Rev	Description	Date

**EXTERIOR
ARCHITECTURE**
LONDON
Unit 17.1, The Leather Market, 11-13 Weston Street, London, SE1 3ER
MANCHESTER
Studio 537, The Royal Exchange, St Anns Square, Manchester, M2 7DH
E-MAIL office@exteriorarchitecture.com
WEB www.exteriorarchitecture.com

Project title
SUTTON PARK HOUSE

Drawing title
**GENERAL ARRANGEMENT PLAN -
ROOF LEVEL**

Issued By	London	T: 020 7978 2101
Scale	1:200 @ A1	Drawn ExA
Status	TENDER	Checked VK
Date	22.12.2022	Approved SM


Drawing number	Revision
2256-EXA-ZZ-RF-DR-L-00108	T02



C:\USERS\WILLBONEDRIVE\DESKTOP\PROJECTS\SUTTON HOUSE\02 CAD\03 SHEET LAYOUT\02 RIBA 4 TENDER\2256-EXA-ZZ-RF-DR-L-00108.DWG

CODE	REFERENCE IMAGE	AREA / APPLICATION	PRODUCT / MATERIAL	COLOUR + FINISH	SIZE + INSTALLATION RECOMMENDATIONS	DRAWING REFERENCE	SUPPLIER / MANUFACTURER
------	-----------------	--------------------	--------------------	-----------------	-------------------------------------	-------------------	-------------------------

SURFACE TYPES

ST5		PEBBLES TO ROOF TERRACE	BEACH PEBBLES	C: SILVER GREY F: MATTE	20MM INSTALLATION TO BE IN LINE W/ MANUFACTURER'S SPECIFICATIONS + DETAILS		STONE WAREHOUSE YULGRAVE BAKEWELL DERBYSHIRE DE45 1LW 01629 636 212 enquiries@stonewarehouse.co.uk
-----	---	-------------------------	---------------	----------------------------	---	--	--

No dimensions are to be scaled from this drawing.
All dimensions are to be checked on site.
Area measurements for indicative purposes only.

This drawing is the property of Exterior Architecture Ltd.
No part of the drawing may be reproduced in any manner
without permission from Exterior Architecture Ltd.

Client
**SHEEN LANE
DEVELOPMENTS**

---	---	---
---	---	---
---	---	---
---	---	---
---	---	---
---	---	---
---	---	---
---	---	---
---	---	---
T01	ISSUE FOR TENDER	26.04.2024
Rev	Description	Date

**EXTERIOR
ARCHITECTURE**

LONDON
Unit 17.1, The Leather Market, 11-13 Weston Street, London, SE1 3ER
MANCHESTER
Studio 537, The Royal Exchange, St Anns Square, Manchester, M2 7DH
E-MAIL office@exteriorarchitecture.com
WEB www.exteriorarchitecture.com

Project title
Sutton Park House

Drawing title
**HARDWORKS + SOFTWORKS
COMPENDIUM - SHEET 05**

Issued By	London	T: 020 7978 2101
Scale	N/A	Drawn EXA
Status	TENDER	Checked VK
Date	26.04.2024	Approved SM

Drawing number
2256-EXA-ZZ-RF-SH-L-00904

Revision
T01

NOTE:
- THIS DOCUMENT SHOULD BE READ IN CONJUNCTION WITH SUTTON HOUSE LATEST DRAWING INFORMATION AND SPECIFICATIONS DOCUMENTS.
- ALL IMAGES SHOWN ARE FOR INDICATIVE PURPOSES ONLY AND MAY NOT BE A TRUE REPRESENTATION OF THE END PRODUCTS.
- ALL PRODUCTS SHOWN ARE SUBJECT TO AVAILABILITY.

Sutton Park House

LANDSCAPE MANAGEMENT AND MAINTENANCE PLAN

APRIL 2024

EXTERIOR ARCHITECTURE

Sutton Park House

LANDSCAPE MANAGEMENT AND MAINTENANCE PLAN

Date	30.04.2024
Revision	T01
Written	ExA
Checked	Valya Kerisheva Associate Landscape Architect
Approved	Sam-Martin Executive Director
Doc Ref:	2256-EXA-XX-XX-RP-L-900

Revision	Description	Date
T01	Issue for discharge of planning conditions	30.04.2024

Contents

<i>Future Landscape Management Plan</i>	4
<i>Management and Maintenance Programme</i>	6

Future Landscape Management Plan

Introduction

Exterior Architecture (ExA) has been commissioned by Sheen Lane Developments to prepare a Landscape Management Plan (LMP) that covers all landscaped areas within the proposed development referenced here as Sutton Park House (the site).

General

This LMP has been developed to ensure the long term management of the landscaped setting while enabling it to contribute positively to the visual amenities of the area and create usable and valued spaces for the residents to enjoy.

This plan sets out the long term maintenance principles required for the external hard landscape treatments (surface finishes) and soft landscape throughout the site (ref to plan 2256-EXA-ZZ-00-DR-L-00100).

The principle management strategy for the site is for an easy to maintain landscape that uses durable and robust products and materials for enhanced longevity. The hard landscape materials will conform to British Standards (BS) and European Standards (ES) as well as being easy to clean, maintain or replace if required.

This LMP will be reviewed annually to ensure its effectiveness at maintaining the landscape elements to the highest standards.

Objectives

The general objectives for this LMP are to:

- > Create an attractive and well cared for setting for the development;
- > Ensure the successful implementation, establishment and longevity of the planting scheme and external treatments;
- > Ensure the landscape contributes positively to the users;
- > Ensure the landscape contributes positively to the site context.

Soft Landscape

The soft landscape strategy is designed to create a strong green framework for the development using a range of new tree and shrub planting. The new planting will use a range of robust evergreen and deciduous species to give year-round seasonal interest.

All soft landscaping proposals to be managed and maintained by the Clients Management Contractor (CMC).

Hard Landscape

The hard landscape treatments include concrete pavers, permeable tarmac and tactile paving. Surface treatments are designed to be robust to provide safe and attractive routes throughout the development.

Pedestrian spaces and routes will be lit with low level path lighting to minimise any light pollution. Lighting of the vehicular routes will also have carefully considered lighting to reduce any adverse effects.

Bench seating and cycle stands will be selected to ensure they are of durable and low maintenance materials. These will be located at key pedestrian junctions and congregation points.

Management Responsibilities

The building operator will have overall responsibility for the implementation of this LMP. There will be a Client Maintenance Contractor employed to manage the day-to-day responsibility for the delivery of maintenance operations. It is the responsibility of the building operator to appoint the CMC. Maintenance operations should be refined to suit;

Maintenance operations should be refined to suit:

- > The needs of users;
- > Improvements in equipment and horticultural aids;
- > Changing legislation and sustainability requirements; and,
- > The completed soft landscaping scheme

LMP Programme

YEAR 1

It is intended that the implementation of this management plan will help to fulfil the design objectives over the first year. This period is set to cover the 1st year of the defects liability period of the appointed landscape contractor. Management objectives should be reviewed on a regular basis to ensure that they are being achieved.

From the point of final completion (end of the defects liability period) the CMC will be responsible for the maintenance of the site.

YEARS 2-5

The CMC is responsible for the site in the long term and should keep to the original design objectives/intent whilst responding in a sensitive and practical way to issues which may arise in future years.

The LMP should be reviewed and adjusted accordingly to ensure the design objectives are maintained in the longer term. Annual monitoring of the establishment and condition of the Landscape Scheme will be undertaken by a suitably qualified Landscape Management Advisor.

YEARS 5+

Subject to the outcome of the regular monitoring review from years 1-5 the frequency of monitoring will then be reduced to once every two years. As required, further reinstatement or remedial action may be undertaken and/or changes made to the maintenance schedule in light of this monitoring.

PLAN REVIEW

The LMP will be reviewed during the life of the plan with a final review undertaken before the end of the ten year period. A revised LMP should be submitted for the agreement of Sutton Council before the ten years has expired. The revised plan will include similar provision for the long-term management of the Landscape Scheme and for future revision and updating.

The plan review must be undertaken by a suitably qualified Landscape Architect.

Management Proposals

General

This section sets out management objectives and prescriptions for each of the different elements of the Landscape Scheme.

Hard Landscape

Regular monthly maintenance inspections are to be undertaken of surface treatments for litter, debris and leaf removal (or snow clearance and de-icing in winter months).

OBJECTIVE 1

To maintain the condition of all surfaces in a clean and safe condition.

Cleaning is to be either mechanically swept or jet washed as required to remove surface build-up of atmospheric dust. Removal of chewing gum or other significant marking may be done locally by the use of an approved chemical agent. Frequency – monthly.

In the event of weeds or moss growth in paving joints these are to be treated with an appropriate water based herbicide. Weeds are not to be pulled out by hand to preserve the bedding course. Frequency – monthly.

Damages to paving surfaces - In the event of any cracking, disturbance, breakages or damaging of paving surfaces these are to be replaced to match.

Furniture

OBJECTIVE 1

To maintain all seating and cycle stands in a clean, safe and operational condition.

Damage to the lighting, seating and cycle stands – In the event that these elements are damaged, the CMC will be required to source replacement timbers and replace any broken or damaged units that are deemed to pose a risk to public safety or are aesthetically not in keeping with the design intent. Frequency – Inspections to be undertaken on a bi-monthly basis by the CMC and works undertaken immediately in identification of any fault.

Removal of chewing gum or any other significant marks – chewing gum may be removed using an approved chemical agent. Other significant marks such as permanent markers and spray paint are to be removed using an approved chemical agent to manufacturer's recommendations. Any surface coatings or finishes that are compromised by the marks are to be repaired. Frequency – Inspections to be undertaken on a weekly basis by the CMC and works undertaken immediately in identification of any issues.

Future Landscape Management Plan (cont.)

Play Equipment

OBJECTIVE 1

To maintain all play equipment elements in a clean, safe and operational condition.

Inspection of play equipment is to be carried out by the CMC. In the event that any of the play equipment is found to be vandalised, broken, damaged or in a condition that poses a risk to users safety these are to be repaired immediately by a qualified contractor or closed off until such remedial actions can be taken place.

Planting

OBJECTIVE 1

Ensuring sustained tree and shrub growth during the life of the LMP.

Watering of trees and shrubs: Water as required during periods of drought to ensure satisfactory establishment, and for a period of not less than three years after planting. Frequency: as required to maintain healthy plant growth.

Inspection of trees and remedial actions: Trees are to be inspected every 6 months for the first two years of the LMP to ensure that trees are healthy, not diseased or damaged, or dead. Inspections after the first 2 years can be reduced to yearly if they are establishing well. Inspections should be carried out by a qualified arboriculturalist to identify any dead limbs or other parts of a tree that may cause harm to the tree or member of the public and advise remedial actions.

Any failed trees during the first 5 years after planting will be replaced and maintained for a subsequent 5 years.

Frequency of remedial pruning: yearly pruning to be conducted between January and March based on findings of inspections. Emergency pruning to be conducted immediately when a critical fault is noticed.

Frequency of tree replacement: To be undertaken in optimum tree planting season (when trees are dormant, generally depending on season between October and March).

Height, width and overall form of the shrub planting is to be maintained so as not to cause damage or to interfere with visibility. Any pruning or shaping of planting to be carried out in accordance with good horticultural and arboricultural practice in order to ensure the overall health of the plant. Thin, trim and shape each specimen appropriately to species, location, season, and stage of growth, leaving a well-balanced natural appearance.

Inspection and remedial actions of shrub planting within is

to be inspected by the CMC every 3 months to ensure that the planting is healthy, not diseased, damaged, or dead. Dead or unhealthy shrubs are to be removed on inspection and replaced with the same species and size as required to achieve the desired visual effect.

Frequency of inspections: Every 3 months

Frequency of remedial work: Immediately as required

Frequency of seasonal remedial pruning works: Pruning, dead heading at the end of plant flowering seasons (spring to autumn) as required.

Removal of harmful materials that may affect tree growth – weeds on the top of tree pits are to be removed by hand. Herbicides and weed strimmer's are not to be used to control weeds in raised planters. Other material such as litter, debris and other harmful material is to be removed. Mulch is to be topped up to desired depths and levels as specified.

Frequency of weed removal: fortnightly from spring to autumn and then monthly during the winter months;

Frequency of debris removal: bimonthly

Frequency of mulch replenishing: 6 months

OBJECTIVE 2

Retain a healthy growing medium for all trees and amenity planting areas.

Fertilisation of soils to replenish nutrients: All planters are to be fertilised using an approved slow release fertiliser as per the manufacturer's recommendations. Trees are to be fertilised in the first two years of establishment using a liquid based organic fertiliser as per the manufacturer's recommendations. An approved organic soil conditioning agent is to be applied to all raised planters as per the manufacturer's recommendations and worked into the top 150mm of the soil profile. Mulch is to be removed prior to application and reinstalled after soil conditioner has been added.

Frequency: Shrub fertiliser - annually

Frequency: Tree fertiliser – annually for the first two years

Frequency: Soil conditioner for raised planters – annually in early spring.

Maintenance Specification

Standard of work

The LMP is to be carried out to a high and consistent standard. Planted areas must be kept neat and clean in appearance at all times, weed and litter free, with all planting in a healthy state. The CMC shall ensure that the works themselves do not cause inconvenience or danger to users of the site and that any potential Health and Safety issues are raised and all necessary measures are taken accordingly.

All staff will be trained in landscape maintenance operations and have suitable experience/qualifications to undertake the specified work

British Standards

All materials, workmanship and horticultural terms shall comply with the current, appropriate British Standards or European Standards unless specifically stated.

Use of Chemicals

The CMC must ensure that all approvals and measures are in place for the use of any chemicals e.g. herbicides or pesticides on the site.

The responsible party shall ensure that any chemical application is undertaken by a trained operative with the appropriate qualification. They shall ensure at all times that the public, store employees and own staff are not subject to any hazard from the use of chemicals, and that all equipment, containers and materials are kept in a secure place when on site and not in use, and that all empty containers, etc.. are removed from site at the end of each day.

Cleanliness

At the end of each day of each maintenance operation, The CMC shall remove from site all rubbish, trimmings, and superfluous materials, leaving the works in a clean and tidy condition. Particular attention shall be paid to ensuring areas of hard surfacing are left in a clean condition, free from any soil, mud, leaves, cuttings and plant pruning.

Pests and Diseases

The CMC shall implement appropriate treatment to any pest or diseases occurring on-site that are found to be affecting the vegetation as agreed to coincide with normal maintenance visits, where possible. All operations shall comply with statutory safety requirements. All diseased wood, pruning etc. shall be removed from site.

Mulching

All areas of shrubs are to be mulched to a depth of 50mm. Mulched areas are to be topped up as necessary using the same material as was originally specified.

Weed Control

In the course of the routine maintenance visits, the CMC shall undertake the weed control necessary to keep the site in a neat and tidy, weed free condition and to allow specified species to develop free from unnecessary competition. Weeding may be carried out by hand, machine, and herbicide or by a combination of all three consistent with the other requirements of this maintenance specification.

Where herbicide is to be used, it is the CMC's responsibility to ensure that the herbicide proposed to use is appropriate for the purpose and location.

Weeds and other debris will be removed from site at the end of each visit.

Management and Maintenance Programme

SOFT LANDSCAPE

J F M A M J J A S O N D

General - Soft Landscape

Weed control	■	■	■	■	■	■	■	■	■	■	■	■
Watering					■	■	■	■	■			
Pest and disease control	■			■			■			■		
Replacement planting	■	■	■	■							■	■
Replace mulch	■						■					
Removal of litter and debris	■		■		■		■		■		■	
Fertiliser application				■								

Trees

Inspection	■						■					
Pruning and remedial work	■	■	■									
Tree fertiliser and soil conditioner				■								
Watering (in first 3 years of establishment)					■	■	■	■	■			
Check and adjust tree anchors (as required)		■									■	

Shrub and herbaceous planting

Inspection	■			■			■			■		
Pruning (after flowering has finished)	■	■	■					■	■	■		

HARD LANDSCAPE

J F M A M J J A S O N D

General - Hard Landscape

Clear snow and ice	■	■	■									■
Clear gullies and flush clean	■			■			■			■		
Remove litter, leaves and debris	■	■	■	■	■	■	■	■	■	■	■	■
Treat weeds	■			■			■			■		
Inspect hard landscape	■	■	■	■	■	■	■	■	■	■	■	■
Inspect furniture and repair to manufacturer's guidance (as required)		■		■		■		■		■		■
Inspect light fittings and repair (as required)		■		■		■		■		■		■

EXTERIOR ARCHITECTURE

EXTERIOR ARCHITECTURE - LONDON OFFICE

Unit 17.1 The Leather Market

11-13 Weston Street

London SE1 3ER

+44 (0) 20 7978 2101

OFFICE@EXTERIORARCHITECTURE.COM

EXTERIOR ARCHITECTURE - MANCHESTER OFFICE

Studio 324/325, The Royal Exchange

St. Ann's Square

Manchester M2 7DH

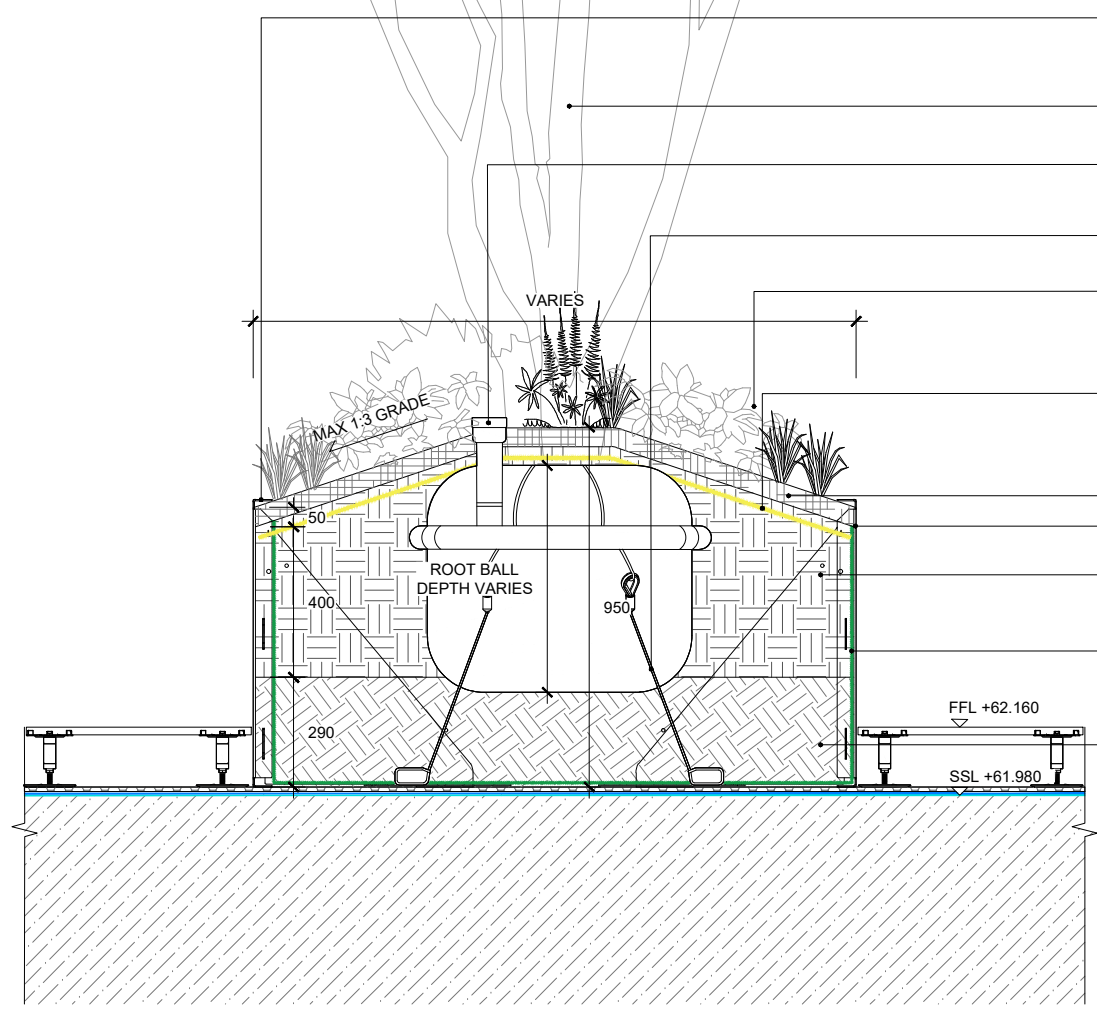
+44 (0) 161 850 8101

OFFICEMCR@EXTERIORARCHITECTURE.COM

No dimensions are to be scaled from this drawing.
 All dimensions are to be checked on site.
 Area measurements for indicative purposes only.

This drawing is the property of Exterior Architecture Ltd.
 No part of the drawing may be reproduced in any manner without
 permission from Exterior Architecture Ltd.

Client
SHEEN LANE DEVELOPMENTS



- PLANTER TYPE PT1: RAISED STEEL PLANTER
REFER TO #22 FOR DETAIL
- PROPOSED TREE TO BE PLANTED AT NURSERY LEVEL
- ROOTRAIN CIVIC IRRIGATION SYSTEM WITH PLASTIC CAP
SUPPLIER: GREEN BLUE URBAN (OR EQUAL APPROVED)
- D-MAN TREE ANCHORING SYSTEM BY PLATIPUS DIRECT INSTALLED
TO MANUFACTURERS SPECIFICATION
- PROPOSED AMENITY PLANTING
REFER TO PLANTING SCHEDULE 2256-EXA-ZZ-00-DR-L-00201
FOR DETAIL & SPECIFICATION
- PERMEABLE ROOT PROTECTION MEMBRANE
SET 30MM BELOW BOTTOM OF MULCH LEVEL TO MITIGATE
LATERAL ROOTS GROWING THROUGH THE SLOPE
- 50MM MEDIUM GRADE ORNAMENTAL BARK MULCH
- PLANTER TYPE PT1: RAISED STEEL PLANTER
REFER TO #22 FOR DETAIL
- MIN. 400MM DEPTH OF DEPTH OF APPROVED TOPSOIL
TO BS 3882:2015
SUPPLIER: BOURNE AMENITY (OR EQUAL APPROVED)
- GEOTEXILE MEMBRANE
PRODUCT: FILTER SHEET SF
SUPPLIER: ZINCO (OR EQUAL APPROVED)
- MIN. 290MM DEPTH OF DEPTH OF APPROVED SUBSOIL
TO BS 8601:2013
SUPPLIER: BOURNE AMENITY (OR EQUAL APPROVED)

---	---	---
---	---	---
---	---	---
---	---	---
---	---	---
---	---	---
T03	ISSUE FOR TENDER	24.04.2024
T02	FOR REVIEW AND COMMENT	10.04.2024
T01	FOR REVIEW AND COORDINATION	22.12.2022
Rev	Description	Date

EXTERIOR ARCHITECTURE
 LONDON
 Unit 17.1, The Leather Market, 11-13 Weston Street, London, SE1 3ER
 MANCHESTER
 Studio 537, The Royal Exchange, St Anns Square, Manchester, M2 7DH
 E-MAIL office@exteriorarchitecture.com
 WEB www.exteriorarchitecture.com

Project title
SUTTON PARK HOUSE

Drawing title
SOFT LANDSCAPE DETAILS - SHEET 04

Issued By	London	T: 020 7978 2101
Scale	1:20 @ A3	Drawn ExA
Status	TENDER	Checked VK
Date	22.12.2022	Approved SM

Drawing number	2256-EXA-ZZ-00-DR-L-00703	Revision	T03
----------------	---------------------------	----------	-----

01 TYPICAL TREE PIT IN PLANTER TO PODIUM
 00703 SECTION SCALE 1:20

C:\USERS\WILLBONE\DESKTOP\PROJECTS\SUTTON HOUSE\02 CAD\03 SHEET LAYOUT\02 RIBA 4 TENDER\2256-EXA-ZZ-00-DR-L-00703.DWG