



NOTES

1. Do not scale. All dimensions are in millimetres unless stated otherwise.
2. This drawing to be used only for the specific services intended.
3. This drawing to be read in conjunction with all other relevant drawings, engineering and architectural specifications.
4. This drawing should be viewed & printed in colour.

SYMBOL LEGEND

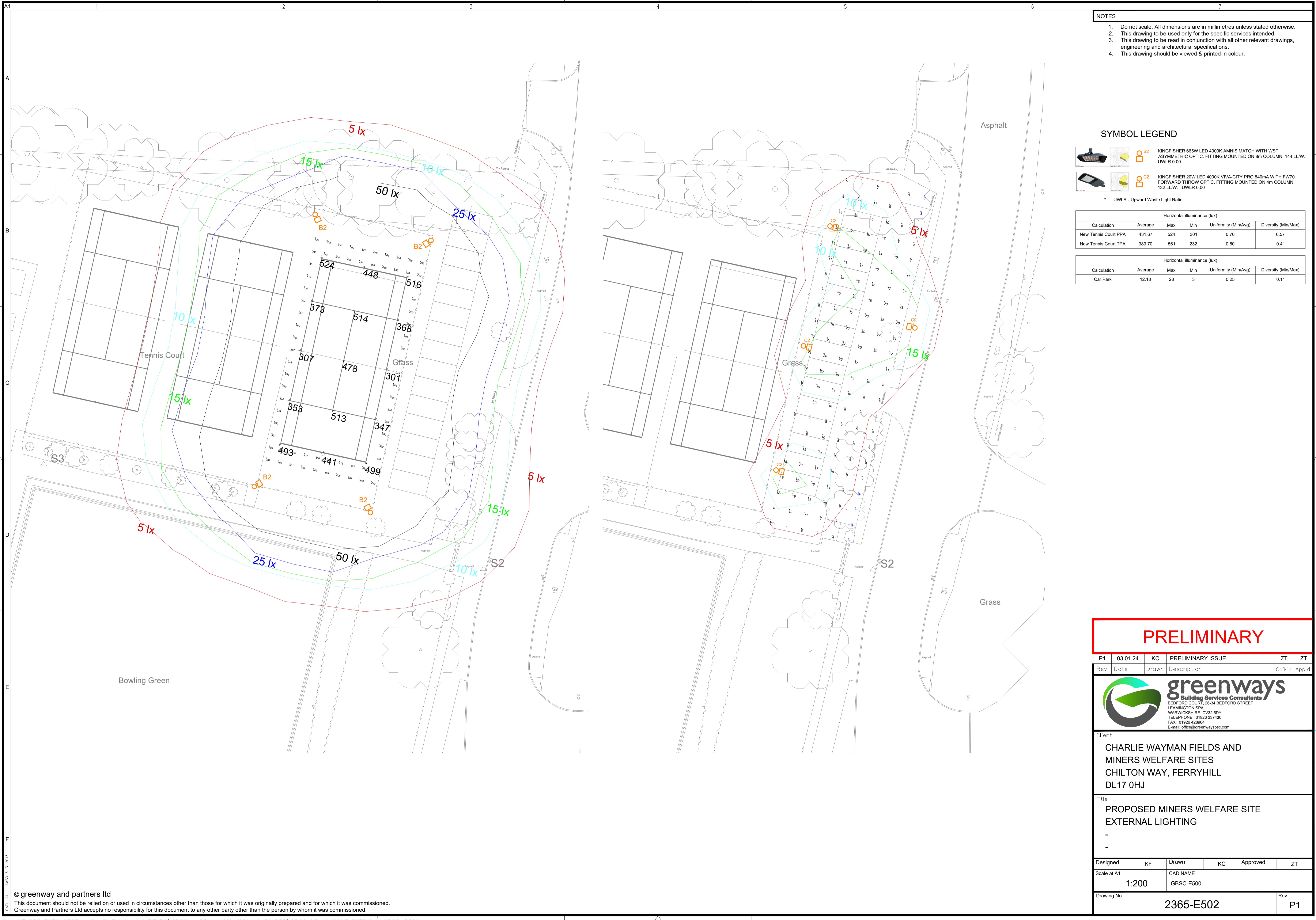
 **B2** KINGFISHER 665W LED 4000K AMNIS MATCH WITH WST ASYMMETRIC OPTIC. FITTING MOUNTED ON 8m COLUMN. 144 LL/W. UWLR 0.00

 **C2** KINGFISHER 20W LED 4000K VIVA-CITY PRO 840mA WITH FW70 FORWARD THROW OPTIC. FITTING MOUNTED ON 4m COLUMN. 132 LL/W. UWLR 0.00

• UWLR - Upward Waste Light Ratio

Horizontal Illuminance (lux)					
Calculation	Average	Max	Min	Uniformity (Min/Avg)	Diversity (Min/Max)
New Tennis Court PPA	431.67	524	301	0.70	0.57
New Tennis Court TPA	389.70	561	232	0.60	0.41

Horizontal Illuminance (lux)					
Calculation	Average	Max	Min	Uniformity (Min/Avg)	Diversity (Min/Max)
Car Park	12.18	28	3	0.25	0.11



PRELIMINARY

P1	03.01.24	KC	PRELIMINARY ISSUE	ZT	ZT
Rev	Date	Drawn	Description	Ch'k'd	App'd

 **greenways**
Building Services Consultants
BEDFORD COURT, 26-34 BEDFORD STREET
LEAMINGTON SPA,
WARWICKSHIRE, CV32 5DY
TELEPHONE: 01926 337430
FAX: 01926 428964
E-mail: office@greenwaysbsc.com

Client
CHARLIE WAYMAN FIELDS AND MINERS WELFARE SITES
CHILTON WAY, FERRYHILL
DL17 0HJ

Title
PROPOSED MINERS WELFARE SITE
EXTERNAL LIGHTING
-
-

Designed	KF	Drawn	KC	Approved	ZT
Scale at A1	CAD NAME				
1:200	GBSC-E500				
Drawing No	2365-E502			Rev	P1