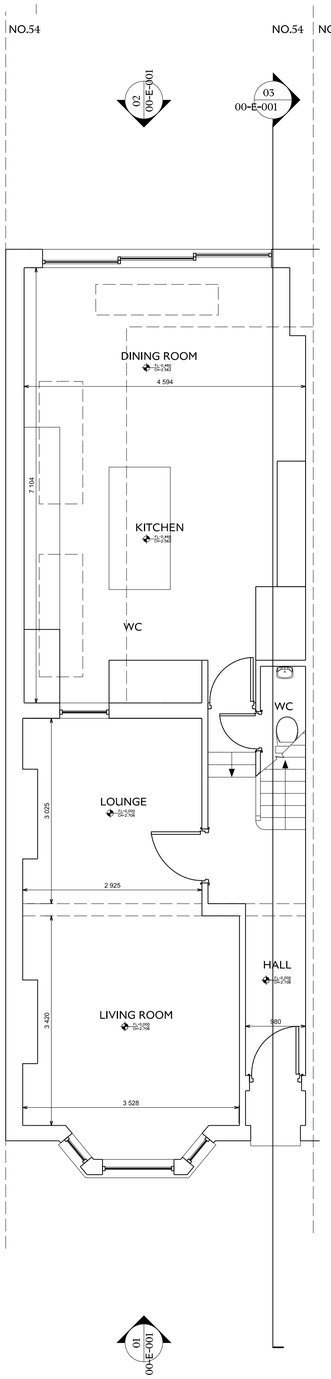

01 GROUND FLOOR PLAN

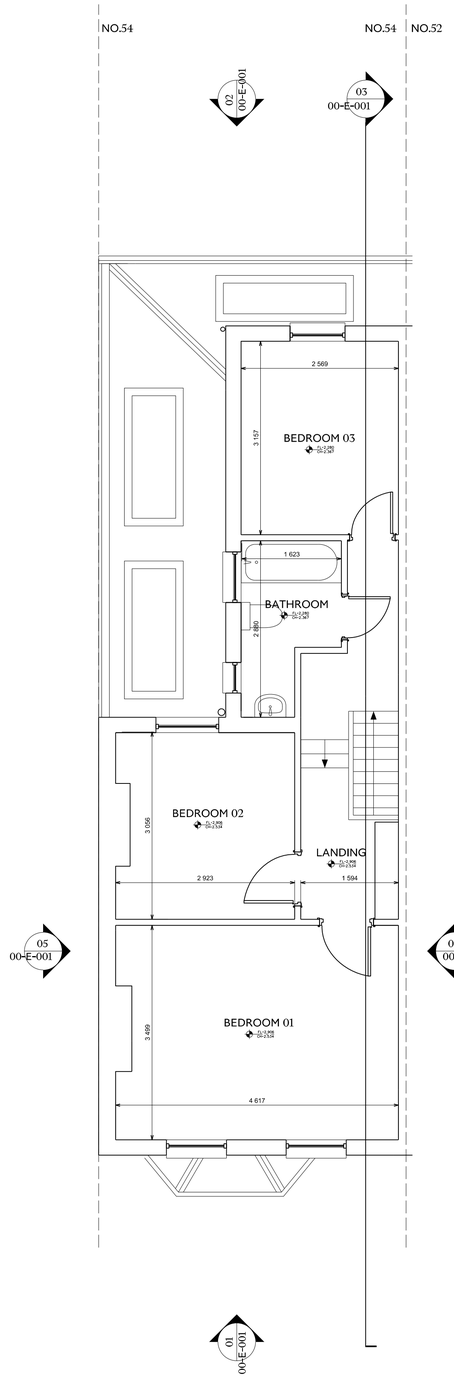

02 FIRST FLOOR PLAN

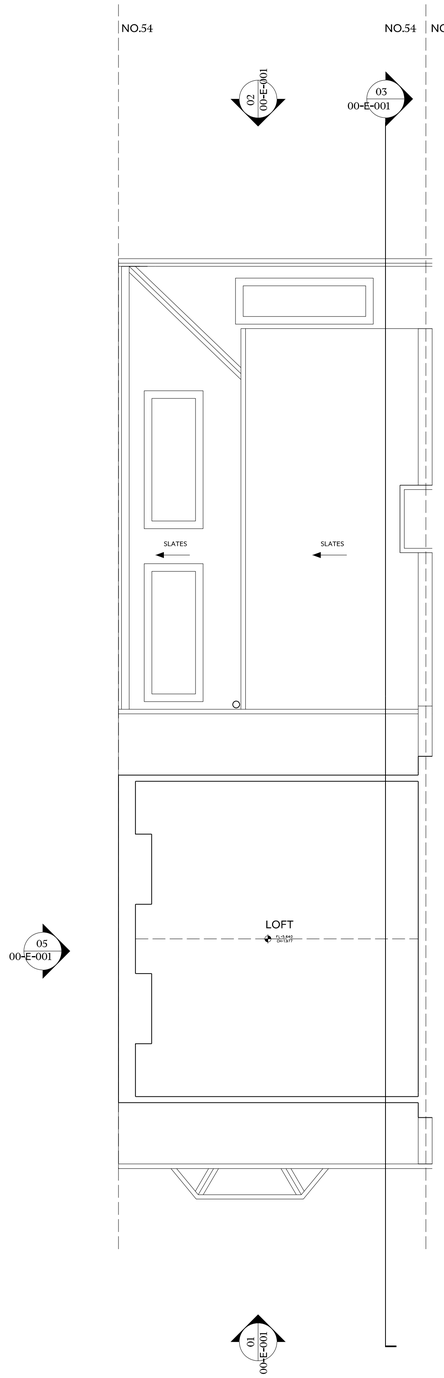

03 LOFT PLAN

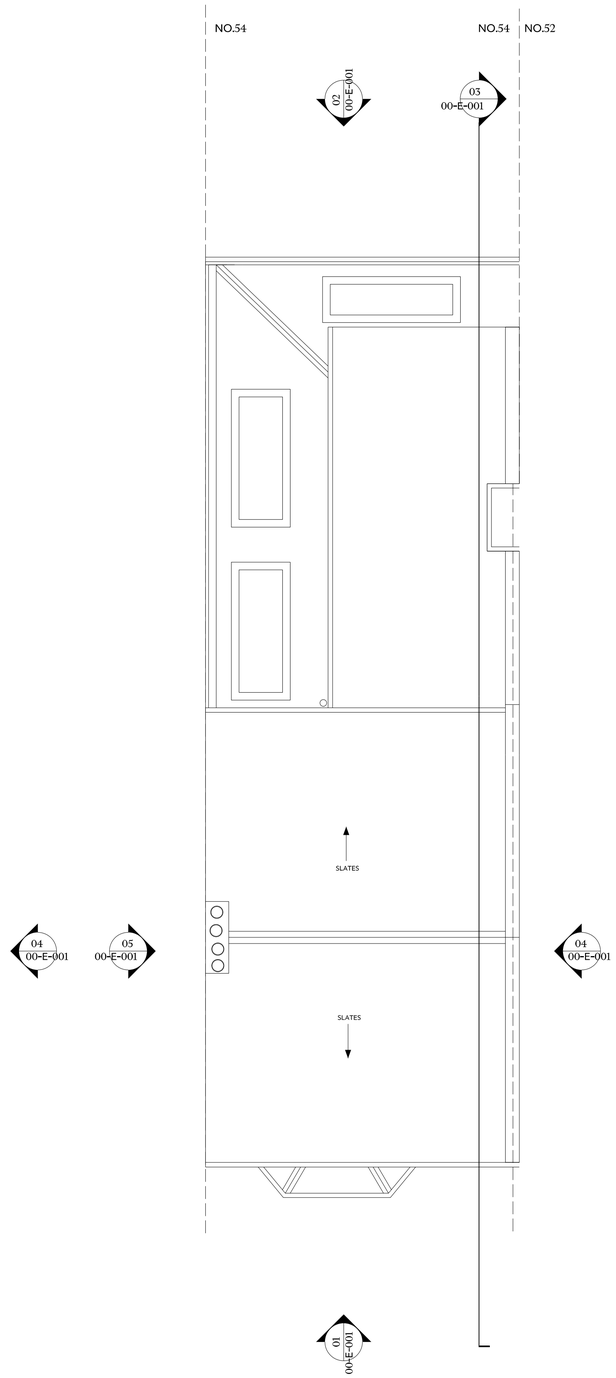

04 ROOF PLAN

Ø m 1 2 3 4 5 6 7 8 9 10

DO NOT SCALE

THE CONTRACTOR IS TO CHECK AND VERIFY ALL BUILDING AND SITE DIMENSIONS, LEVELS AND SEWER INVERT LEVELS AT CONNECTION POINTS BEFORE WORK STARTS.

THIS DRAWING IS TO BE READ AND CHECKED IN CONJUNCTION WITH ENGINEERS AND OTHER SPECIALIST DRAWINGS.

THE DRAWING AND THE WORKS DEPICTED ARE THE COPYRIGHT OF STUDIO DJL AND MAY NOT BE REPRODUCED EXCEPT BY WRITTEN PERMISSION.

NOTES

TO BE READ IN CONJUNCTION WITH GA PLANS, SECTIONS AND ELEVATIONS.

THIS DRAWING HAS BEEN PREPARED SOLELY FOR PLANNING APPLICATION/ LAWFUL DEVELOPMENT CERTIFICATE AND BUILDING CONTROL AND IS NOT TO BE USED FOR ANY OTHER PURPOSE.

DIMENSIONS NOTED ARE INDICATIVE. ALL WALL, FLOOR AND ROOF THICKNESSES AND SETTING OUT TO BE CONFIRMED BY CONTRACTOR.

STUDIO DJL

REV	DATE	DESCRIPTION

54 Ryedale

STUDIO DJL

Danny@studiodjl.com www.studiodjl.com

JOB 2404

DRG

EXISTING PLANS

DRG No 2404_DJL_00_P_001

REV -

SCALE 1:50@A1 1:100@A3 DATE 05-04-24

DRAWN BY DL INSPECTED BY

DRAWING STATUS PLANNING