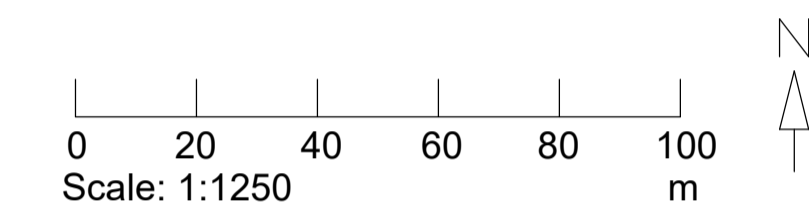
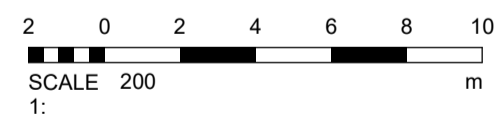
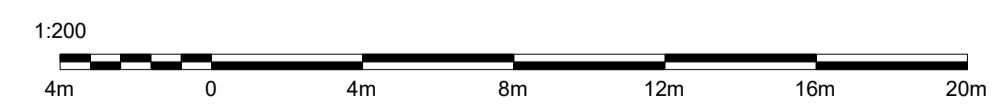


Location Plan
1:200



Site Plan
1:1250



Scale Bar 1:200 @ A1

MM PLANNING & ARCHITECTURE
892 LONDON ROAD, CR7 7PB
EMAIL INFO@MMPLANNING-ARCHITECTURE.CO.UK
CONTACT 02086840333

Scale(@ A1): Como indicado



Project
2-AVONDALE ROAD BROMLEY

Client
BR1-4EP

Drawing
Site and Location Plans

Number:
A100

Date:
02/05/24