

Windows & Doors Price Summary

| LINE / REF. | WxH. | QTY | Type | PRICE | SUM |
|-----------------------------|------------------------|-----|------|------------------------|-------------------|
| 10 / LOUNGE BAY (btm fixed) | 640 x 3345mm(Overall) | 2 | SCS | 1,433.41 | 2,866.82 |
| 20 / LOUNGE (operational) | 1195 x 3345mm(Overall) | 2 | SCS | 2,046.91 | 4,093.82 |
| 30 / LOUNGE BAY (btm fixed) | 1195 x 3345mm(Overall) | 1 | SCS | 1,815.02 | 1,815.02 |
| | | | | NETT EXCL. VAT | £8,775.66 |
| | | | | VAT (20%) | £1,755.13 |
| | | | | TOTAL INCL. VAT | £10,530.79 |

| LINE / REF. | WxH. | QTY | DESCRIPTION | PRICE | SUM |
|-------------|------|-----|-------------|-------|-----|
|-------------|------|-----|-------------|-------|-----|

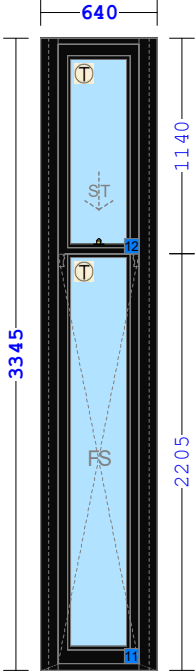
10 / LOUNGE BAY
(btm fixed)

640 x 3345mm(Overall)

2

1,433.41

2,866.82



Annotation on photo in Yellow

Sash & Case MK2 Cords & Weights
Viewed From Outside
Timber Type: Engineered Hardwood
Splayed Glazing beads (as Main Timber Type)
4mm Clear Tgh/4mm Softcoat 1.0 Tgh
16mm Black Warm Edge Spacer
Argon filled
Brass Pulleys
Brass Non-Locking Brighton Fastener
No vent
Supplied with 50mm diameter lead weights (supplied loose on pallets) and supplied with sash cords.
Poly wrapped
White Weather strip
Facings 70/95mm, head 48/30mm
Horn Type: horn detail 2 (12)
Sill Board Groove (Width 10)
Outer Finish: 4ct Black
Inner Finish: 4ct White (RAL 9016)
Weight (kg): 87.3
"BLACK EXTERNAL WITH WHITE GLAZING BEADS"

450 x 3315mm (Daylight)

BOTTOM SASHES SUPPLIED LOOSE

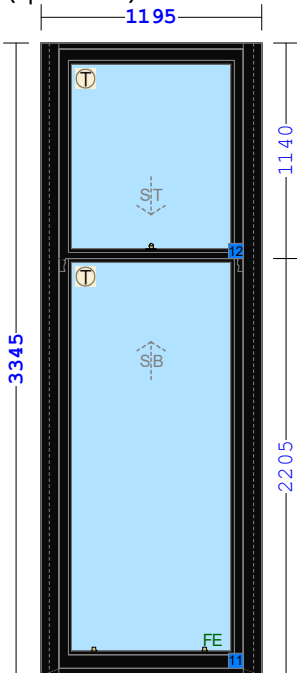
20 / LOUNGE
(operational)

1195 x 3345mm(Overall)

2

2,046.91

4,093.82



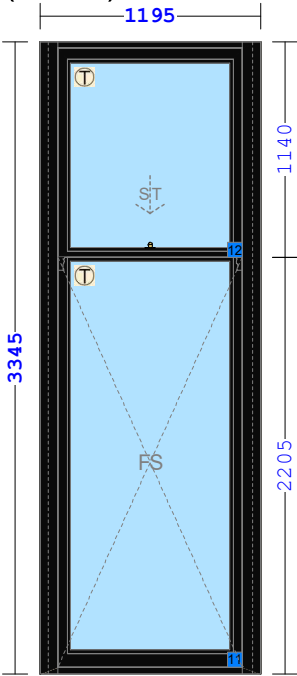
Annotation on photo in Blue

Sash & Case MK2 Cords & Weights
Viewed From Outside
Timber Type: Engineered Hardwood
Splayed Glazing beads (as Main Timber Type)
4mm Clear Tgh/4mm Softcoat 1.0 Tgh
16mm Black Warm Edge Spacer
Argon filled
Brass Pulleys
Brass Non-Locking Brighton Fastener
Brass Hooklift
No vent
Supplied with 50mm diameter lead weights (supplied loose on pallets) and supplied with sash cords.
Poly wrapped
White Weather strip
Facings 70/95mm, head 48/30mm
Horn Type: horn detail 2 (12)
Sill Board Groove (Width 10)
Outer Finish: 4ct Black
Inner Finish: 4ct White (RAL 9016)
Fire Escape Compliant
Weight (kg): 192.3
"BLACK EXTERNAL WITH WHITE GLAZING BEADS"

1005 x 3315mm (Daylight)

| LINE / REF. | WxH. | QTY | DESCRIPTION | PRICE | SUM |
|-------------|------|-----|-------------|-------|-----|
|-------------|------|-----|-------------|-------|-----|

| | | | | | |
|--------------------------------|------------------------|---|--|----------|----------|
| 30 / LOUNGE BAY (btm fixed) | 1195 x 3345mm(Overall) | 1 | | 1,815.02 | 1,815.02 |
|--------------------------------|------------------------|---|--|----------|----------|



Annotation on photo in Red

1005 x 3315mm (Daylight)

Sash & Case MK2 Cords & Weights
Viewed From Outside
Timber Type: Engineered Hardwood
Splayed Glazing beads (as Main Timber Type)
4mm Clear Tgh/4mm Softcoat 1.0 Tgh
16mm Black Warm Edge Spacer
Argon filled
Brass Pulleys
Brass Non-Locking Brighton Fastener
No vent
Supplied with 50mm diameter lead weights (supplied loose on pallets) and supplied with sash cords.
Poly wrapped
White Weather strip
Facings 70/95mm, head 48/30mm
Horn Type: horn detail 2 (12)
Sill Board Groove (Width 10)
Outer Finish: 4ct Black
Inner Finish: 4ct White (RAL 9016)
Weight (kg): 143.8
"BLACK EXTERNAL WITH WHITE GLAZING BEADS"

BOTTOM SASH PROVIDED LOOSE

NETT EXCL. VAT £8,775.66

VAT (20%) £1,755.13

TOTAL INCL. VAT £10,530.79