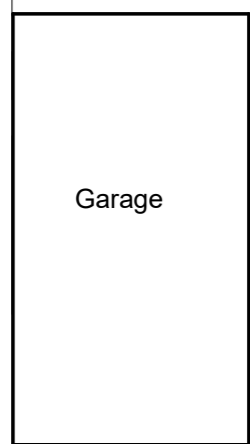


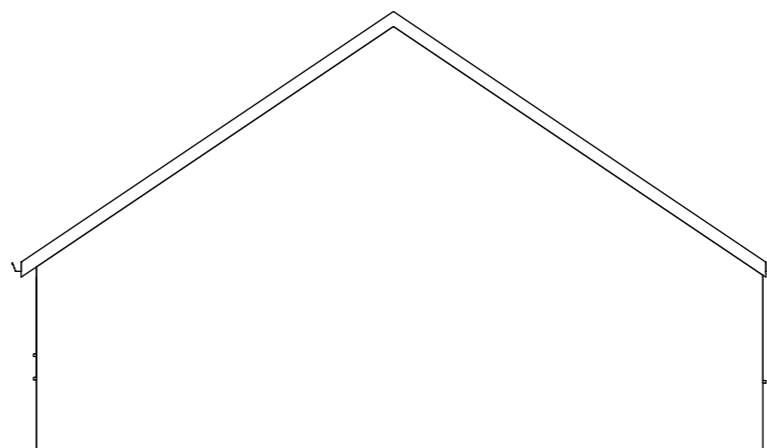
2 **Rear Elevation**
1 : 100



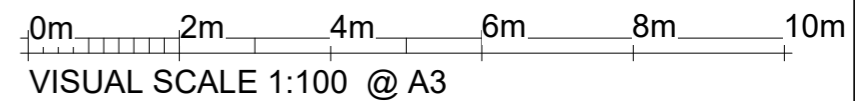
3 **Gable Elevation**
1 : 100



1 **DPC**
1 : 100



4 **Neighbouring Elevation**
1 : 100



Planning
Building Control
Structural Calculations
Project Management

PROJECT	Proposed Single Extension To Rear Of 14 Balniel Close, CHORLEY, PR7 2QP	
SHEET	Existing Layout And Elevations	

CLIENT			Mrs Liptrott	
Date	Project number	Scale (@ A3)		
16/03/2024	NDH/ML/3/24	1 : 100		
Drawn by	DRAWING NUMBER		REV	
Neil	6 Of 6			
Checked by				
Checker				