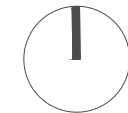

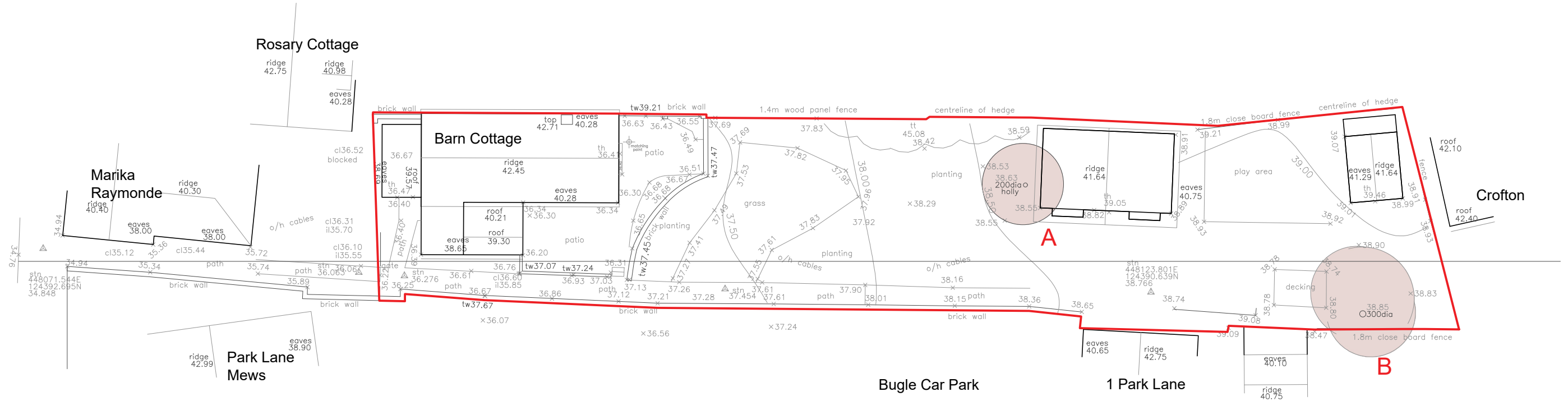


KEY	
bt	British Telecom
cb	Control Box
cl	Cover Level
ctv	Cable Television
dk	Drop Kerb
el	Electric
ep	Electricity Pole
fh	Fire Hydrant
gu	Gully
gsv	Gas Stop Valve
ht	Height
ic	Inspection Cover
il	Invert Level
ip	Lamp Post
mr	Marker
o/h	Overhead
pb	Post Box
pgc	Pylon Crossing
np	Name Plate
rs	Road Sign
sv	Stop Valve
tb	Telephone Box
tl	Traffic Light
tt	Top of Tree
th	Threshold
tw	Top of Wall
utl	Unable to Lift
vp	Vent pipe
wm	Water Meter
wsv	Water Stop Valve



# Residence

residencearchitects.co.uk

Client  
**Ms Kelleher**

Job  
**Barn Cottage**

Status  
**Planning**

Drawing title  
**Existing Site Plan - Tree Work**

Drawing number  
**P800**

Scale at A1  
**1:100**

Scale at A3  
**1:200**

Date  
**10.05.24**

Revision  
**-**

Drawn by  
**CC**

Checked by  
**-**

Key:	
	Site Boundary
	Tree to be removed

- These drawings have been issued for the purpose indicated only.
- Scale bars are provided for planning purposes only. Do not scale from this drawing for construction purposes, all dimensions will be taken onsite prior to ordering and construction.
- Structural and services information is indicative only - refer to consultants' drawings and specification for details and setting out.
- This drawing is to be read in conjunction with the specification and all other relevant drawings.
- Copyright remains with the Architect, and is not to be reproduced without prior approval.

Information contained within this drawing is the sole copyright of Residence Architects Ltd. This drawing and design must not be reproduced without permission. Dimensions are in millimeters unless specified. Only written dimensions to be worked from.